

SNOMED CT Release File Specifications

Release File Specification

Exported on 02/02/2022

Table of Contents

1. Introduction.....	13
Background	13
Purpose.....	13
Audience.....	13
Notes.....	13
2 SNOMED CT Logical Model.....	15
2.1 High Level Logical Model of SNOMED CT	15
Concepts.....	16
Descriptions.....	16
Concept Definitions	16
Other Related Information	16
2.2 Representation of the Logical Model	17
Footnotes	19
2.3 Concept Definitions.....	19
2.3.1 Stated and Inferred Concept Definitions	20
Stated View of Concept Definitions.....	20
Description Logic Classification	20
Inferred Views of Concept Definitions.....	20
Choosing the View to Use	21
2.3.2 Necessary Conditions and Sufficient Definitions	21
Assertions	22
Necessary Conditions	22
Sufficient Definitions	22
Concepts with no Sufficient Definitions.....	23
Concepts with a Sufficient Definition.....	23
Sufficiently Defined Concepts with Necessary Conditions	23
2.3.3 Additional Logic Features	24
Property Characteristics	24
Property Chains.....	24
2.3.4 Representing Concept Definitions	25
2.3.4.1 Concept Definitions Represented as Relationships	25
2.3.4.2 Concept Definitions Represented in OWL	28

3 Release Types, Packages and Files.....	32
3.1 Common Features of All Release Files	33
3.1.1 General Structure of Release Files.....	33
3.1.2 Release File Data Types.....	33
Concept Enumerations	34
3.1.3 Fields Present in All Release Files	36
3.1.4 Meaning of the Active Field	36
3.1.5 History Mechanism.....	37
Notes.....	40
Related Links	40
3.1.6 Module Identification	40
Notes.....	40
3.2 Release Types	41
3.3 Naming Conventions for Release Packages and Files	42
3.3.1 Release Package Naming Conventions	43
Overall Package Naming Pattern	43
Package Name Elements	43
3.3.2 Release File Naming Convention.....	45
Overall Naming Pattern	45
FileType Element	45
ContentType Element.....	46
ContentSubType Element	47
CountryNamespace Element.....	50
VersionDate Element	50
File Extension	51
3.4 Release Package Contents.....	51
4 Component Release Files Specification.....	55
4.1 Associations Between Release Files	55
Associations between Component Files.....	55
A More Complete View of Release File Associations.....	56
Detailed Notes of Release File Associations	57
4.2 File Format Specifications	58
4.2.1 Concept File Specification	59
Related Links	60

4.2.2 Description File Specification	61
Related Links	62
4.2.3 Relationship File Specification	63
Related Links	65
4.2.4 Identifier File Specification	66
4.2.5 Transitive Closure Files	68
Snapshot Transitive Closure File.....	68
Versioned Transitive Closure.....	69
Related Links	69
4.2.6 Concrete Value File Specification	70
Related Links	72
4.3 Metadata Hierarchy.....	73
5 Reference Set Release Files Specification.....	77
5.1 General Features of Reference Sets	77
5.1.1 Basic Reference Set Member File Format	77
5.1.2. Extending the Basic Reference Set Member File Format	79
5.1.3 Naming Conventions for Reference Sets	80
Attribute Value Reference Set	80
Language Reference Set	80
Annotation Reference Set.....	80
Association Reference Set	80
5.1.4 Metadata Supporting Reference Sets	81
5.2 Reference Set Types.....	84
5.2.1 Content Reference Sets.....	85
5.2.1.1 Simple Reference Set	85
5.2.1.2 Ordered Component Reference Set	88
5.2.1.3 Attribute Value Reference Set.....	92
5.2.1.4 Association Reference Set	101
5.2.1.5 Ordered Association Reference Set.....	107
5.2.1.6 Annotation Reference Set	111
5.2.1.7 Query Specification Reference Set	115
5.2.1.8 Ordered Reference Set.....	118
5.2.1.9 OWL Expression Reference Set.....	124
5.2.1.10 Canonical Close to User Form Expression Reference Set.....	130

5.2.1.11 Classifiable Form Expression Reference Set	133
5.2.2 Language Reference Sets.....	137
5.2.2.1 Language Reference Set	137
5.2.3 Map Reference Sets	141
5.2.3.1 Simple Map from SNOMED CT Reference Set	141
5.2.3.2 Simple Map to SNOMED CT Reference Set.....	145
5.2.3.3 Complex and Extended Map from SNOMED CT Reference Sets	148
5.2.3.4 Map to SNOMED CT with Correlation and Origin Reference Set	158
5.2.3.5 Code to Expression Reference Set.....	162
5.2.3.6 Simple map with correlation from SNOMED CT type reference set	168
5.2.3.7 Simple map with correlation to SNOMED CT type reference set	171
5.2.3.8 Simple map with correlation from SNOMED CT to SNOMED CT type reference set	174
5.2.4 Metadata Reference Sets	178
5.2.4.1 Reference Set Descriptor	178
5.2.4.2 Module Dependency Reference Set	182
5.2.4.3 Description Format Reference Set	188
5.2.4.4 MRCM Domain Reference Set	191
5.2.4.5 MRCM Attribute Domain Reference Set.....	201
5.2.4.6 MRCM Attribute Range Reference Set	206
5.2.4.7 MRCM Module Scope Reference Set.....	211
6 SNOMED CT Identifiers.....	214
6.1 SCTID Data Type.....	214
6.2 SCTID Representation	214
6.3 SCTID Constraints	216
6.4 Check-digit.....	217
Related Links	217
6.4.1 SNOMED CT Identifier Check	218
6.4.2 Check-digit Computation	218
Verhoeff's Dihedral Group D5 Check.....	218
Sample Java Script for computing Verhoeff's Dihedral Check.....	220
Sample Visual Basic for computing Verhoeff's Dihedral Check.....	226
Reasons for using a check-digit.....	227
A brief comparison of check-digit effectiveness.....	227
6.5 Partition Identifier	228

6.6 Namespace-Identifier	229
6.7 Item-Identifier Digits	229
6.8 Example SNOMED CT identifiers	229
6.9 The Namespace Hierarchy	230
Appendix A: Notes on Release File Changes	232
Representation of the Logical Model - Before July 2018.....	232
Associations Between Release Files Prior to July 2018.....	233
Notes on modifierId	235
RF1 Compatibility and Conversion Tools.....	235
Appendix B. Specification Reference Information	237
A	238
acceptabilityId (field)	239
active (field)	239
Related Links	239
alternateIdentifier (field)	239
Related Links	239
annotation (field)	239
Related Links	239
attributeDescription (field).....	239
attributeOrder (field)	240
attributeType (field).....	240
B	240
Boolean (data type)	240
C	240
caseSignificanceId (field).....	240
Related Links	240
characteristicTypeId (field)	240
Concept file	241
Related Links	241
conceptId (field)	241
correlationId (field).....	241
Related Links	241
D	241

definitionStatusId (field).....	241
Related Links	241
Description file	242
Note	242
Related Links	242
descriptionFormat (field).....	242
Related Links	242
descriptionLength (field)	242
Related Links	242
destinationId (field)	242
Related Links	242
Dualkey (field)	243
Dualkey table.....	243
E	243
effectiveTime (field)	243
Excluded word (field)	243
Excluded words table.....	243
expression (field).....	243
I	243
Identifier file	244
Related Links	244
id (field).....	244
identifierSchemeId (field).....	244
Related Links	244
Integer (data type)	244
Related Links	245
K	245
Keyword (field)	245
L.....	245
linkedTold (field).....	245
Related Links	245
M.....	245
mapAdvice (field)	245
mapGroup (field).....	246

mapCategoryId (field)	246
mapPriority (field)	246
mapRule (field)	246
mapTarget (field)	246
modifierId (field)	246
moduleId (field)	246
O	247
order (field)	247
OWL Expression Reference Set file	247
Notes	247
Related Links	247
OWL ontology reference set file	247
Q	247
query (field)	247
R	248
referencedComponentId (field)	248
Related Links	248
Reference Set file	248
Related Links	248
refsetId (field)	248
Related Links	248
Relationship file	248
Related Links	249
relationshipGroup (field)	249
S	249
SCTID (data type)	249
Related Links	249
sourceEffectiveTime (field)	249
Related Links	249
sourceId (field)	249
Related Links	250
Stated Relationship file	250
String (data type)	250
Related Links	250
substrate (field)	250

T	250
targetComponentId (field)	251
Related Links	251
targetEffectiveTime (field)	251
Related Links	251
term (field)	251
Time (data type)	251
Related Links	252
Transitive closure file	252
Related Links	252
typeId (field)	252
Related Links	252
U	252
Unicode	253
UTF-16	253
Related Links	253
UTF-8	253
Related Links	253
UUID (data type)	253
Related Links	253
V	254
valueId (field)	254
value (field)	254
W	254
Word equivalents table	254
WordBlockNumber (field)	254
WordKey table	254
WordRole (field)	255
WordText (field)	255
WordType (field)	255
Appendix C. Unicode UTF-8 encoding	256
Summary of Unicode Encoding Rules	256
Character encoding	256
Single byte encoding	256

Two byte encoding.....	256
Three byte encoding	257
Notes on encoding rules	257
Example encoding.....	258
Appendix D: Concept Definition Illustrations	259
D.1 Stated and Inferred Definitions - Examples.....	259
Stated View of Concept Definitions.....	259
Notes.....	259
Description Logic Classification	259
Inferred Views of Concept Definitions.....	259
Notes.....	260
Illustration of the Effect of Classification.....	260
D.2 Necessary and Sufficient - Examples	262
Assertions	262
Necessary Conditions	262
Example	262
Sufficient Definitions	263
Notes.....	263
Examples	263
Concepts with no Sufficient Definitions.....	264
Concepts with a Sufficient Definition.....	264
Sufficiently Defined Concepts with Necessary Conditions	264
A Definition that is Both Necessary and Sufficient	265
A Definition that is Necessary but Not Sufficient.....	265
A Definition that is Sufficient with Assertions that are Not Necessarily True	266
Notes.....	263
Examples	267
Primitive	267
Necessary Conditions	262
Example	268
Sufficient Sets of Conditions	268
Appendix E: Concept Enumerations	270
E.1 Concept Enumerations for moduleId	271
E.2 Concept Enumerations for definitionStatusId	272

E.3 Concept Enumerations for Description typeId 273

E.4 Concept Enumerations for caseSignificanceId..... 274

E.5 Concept Enumerations for characteristicTypeId 274

E.6 Concept Enumerations for modifierId 275

E.7 Concept Enumerations for Relationship typeId 276

E.8 Concept Enumerations for Reference Set Attribute Values 279

Previous Versions..... 281

Recent Updates..... 282

The most recently updated pages in this document are listed below 282



The SNOMED CT Release File Specification formally defines the formats in which SNOMED CT is provided to licensees ([Affiliates](#)). For information about SNOMED CT licensing and availability of release files please refer to the [Member Licensing and Distribution Service \(MLDS\)](#) (<http://snomed.org/licensing>).

Web browsable version: <http://snomed.org/rfs>

SNOMED CT Document Library: <http://snomed.org/doc>

© Copyright 2022 International Health Terminology Standards Development Organisation, all rights reserved.

This document is a publication of International Health Terminology Standards Development Organisation, trading as SNOMED International. SNOMED International owns and maintains SNOMED CT®.

Any modification of this document (including without limitation the removal or modification of this notice) is prohibited without the express written permission of SNOMED International. This document may be subject to updates. Always use the latest version of this document published by SNOMED International. This can be viewed online and downloaded by following the links on the front page or cover of this document.

SNOMED®, SNOMED CT® and IHTSDO® are registered trademarks of International Health Terminology Standards Development Organisation. SNOMED CT® licensing information is available at <http://snomed.org/licensing>. For more information about SNOMED International and SNOMED International Membership, please refer to <http://www.snomed.org> or contact us at info@snomed.org.

1. Introduction

Background

[SNOMED CT](#) is the most comprehensive and precise clinical health terminology product in the world. It has been developed collaboratively to ensure it meets the diverse needs and expectations of clinicians worldwide and is accepted as a common global language for health terms. SNOMED CT enables meaning-based retrieval and processing of clinical data because it applies [description logic](#) techniques to represent the meaning of clinical concepts. As a result, patients and healthcare professionals benefit from improved health records, clinical decisions and analysis, leading to higher quality, consistency and safety in healthcare delivery.

[SNOMED International](#) distributes SNOMED CT to its licensees as a package of [release files](#) that can be loaded into software applications that enable and optimize access to the terminology.

Purpose

This document provides the formal specification of the file structures in which SNOMED CT is distributed. The specified file structures apply to the releases of the [SNOMED CT International Edition](#), and to [SNOMED CT extensions](#) distributed by [Members](#) and [Affiliates](#).

Audience

The intended audiences for this guide are those involved in the creating or consuming SNOMED CT release files. This includes:

- SNOMED International staff involved in creating or quality assuring SNOMED CT release files.
- [National Release Centers](#) and [Affiliates](#) that create, maintain and distribute [SNOMED CT extensions](#).
- Software designers and developers responsible for SNOMED CT enabled software applications that need to access data provided in SNOMED CT release files.
- Anyone interested in a detailed understanding of the logical design of SNOMED CT and way that logical design is represented in release files.

Notes

Licensing Note

This guide refers to files that are included in the [International Release](#) of [SNOMED CT](#) provided to licensees by [SNOMED International](#). It also refers to additional files that are included in [SNOMED CT extensions](#) provided by [Members](#) and [Affiliates](#)..

Details of the licensing conditions for [SNOMED CT](#) are available from the [SNOMED International](#) web site (www.snomed.org).

⚠ Update Note

Starting on 31 July 2018, two new reference sets are being introduced to provide a more expressive representation of [concept definitions](#). Initially these files will only contain supplementary information that cannot be represented in the current [stated relationship file](#). From 2019 onward, these new reference sets will include the full representation of the [stated view](#) of all concept definitions and on completion of the transitional process the [stated relationship file](#) will be deprecated.

Further details of this change are provided in the relevant sections of this specification. As this version to the guide is being published at the start of the transitional period, it includes specifications of current files and newly introduced files.

ℹ Historical Note

This document specifies release file structures known as [Release Format 2 \(RF2\)](#). These file structures were introduced in January 2012 to support built-in version tracking and more flexible extensibility mechanisms, including [reference sets](#) and packaging of release files into separately identifiable [modules](#). Between its initial release in January 2002 and January 2012, SNOMED CT release files were structured in accordance with an earlier file structure specifications that are now referred to a [Release Format 1 \(RF1\)](#). That release format is deprecated not longer used or supported by [SNOMED International](#).

2 SNOMED CT Logical Model

This section outlines the logical model at the heart of the design of SNOMED CT. It then provides a summary of the ways in which different elements of this logical model are represented in release files. Finally, it provides an overview of the [concept definitions](#) that provide the semantic foundation for meaningful processing of clinical information.

- [2.1 High Level Logical Model of SNOMED CT](#)
- [2.2 Representation of the Logical Model](#)
- [2.3 Concept Definitions](#)

2.1 High Level Logical Model of SNOMED CT

[Figure 2.1-1](#) provides a high-level view that illustrates the concept-centric design of [SNOMED CT](#). The subsections below describe the different elements illustrated here.

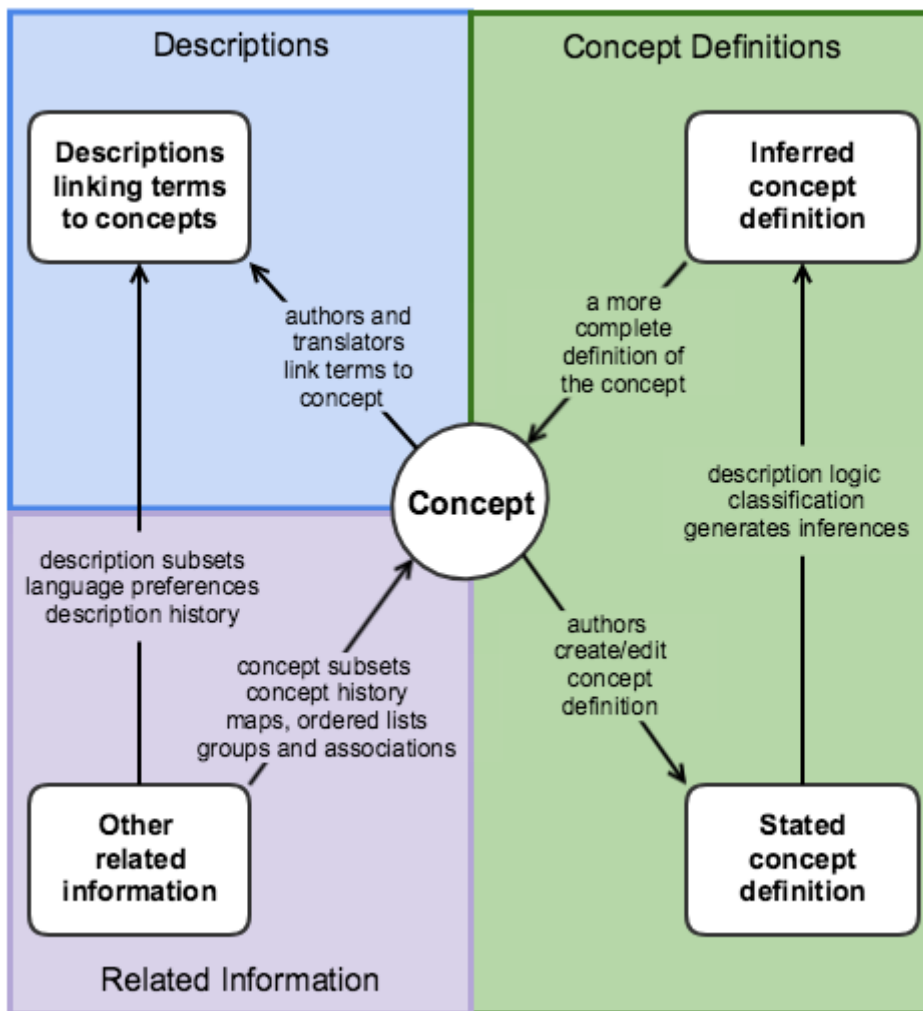


Figure 2.1-1: High-level abstract view of the design of SNOMED CT

Concepts

A **concept** is defined as a clinical idea to which a unique **concept identifier** has been assigned.

Authors create a new **SNOMED CT concept** for each distinct clinical meaning added to the terminology. Every **concept** is uniquely identified and this identifier allows the concept to be unambiguously recorded in a clinical record. The concept identifier also allow other related information to be linked to a specific concept. This linked information includes human-readable terms and formal concept definitions.

Descriptions

A **description** is defined as an association between a human-readable phrase (**term**) and a particular **SNOMED CT concept**.

Terminology authors create a set of **descriptions** each of which links a term to an identified concept. The linked terms must all be legitimate ways to label or refer to the concept to which they are linked. Translators also create **descriptions** to link appropriate terms in other languages or dialects to the same **concepts**. Since usage of terms varies depending on languages and dialects, the design also support addition of information about which descriptions contain terms that are preferred or acceptable in each language or dialect.

Concept Definitions

Terminology authors associate each **concept** with a formal stated definition. This stated concept definition consists of **description logic** axioms that are known to be true for that concept (for example stating that appendectomy is a procedure that applies the method excision to the appendix structure). Because these axioms are stated in a formal way, a **description logic classifier** can be applied to all the axioms in the terminology to generate additional logical inferences. Therefore, the overall model is designed to enable representation of both the original stated concept definition and the inferred view of the concept definition.

In practice, a **description logic classifier** can generate more than one inferred view, depending on whether all logically inferred axioms are retained and on whether some types of redundant axioms are omitted from the inferred view.

Other Related Information

The SNOMED CT design also enables a wide range of customizable information to be linked to the concepts and descriptions mentioned above. The extensible design of SNOMED CT enables consistent representation and distribution of:

- subsets of concepts or descriptions
- ordered lists of concepts or descriptions
- language preferences associated with different descriptions
- ordered or unordered associations between concepts
- coded or plain text annotations linked to specific concepts
- maps from concepts to codes in other code systems
- representation of queries and expressions

2.2 Representation of the Logical Model

Figure 2.2-1 shows how SNOMED CT release files represent the logical model [1](#).

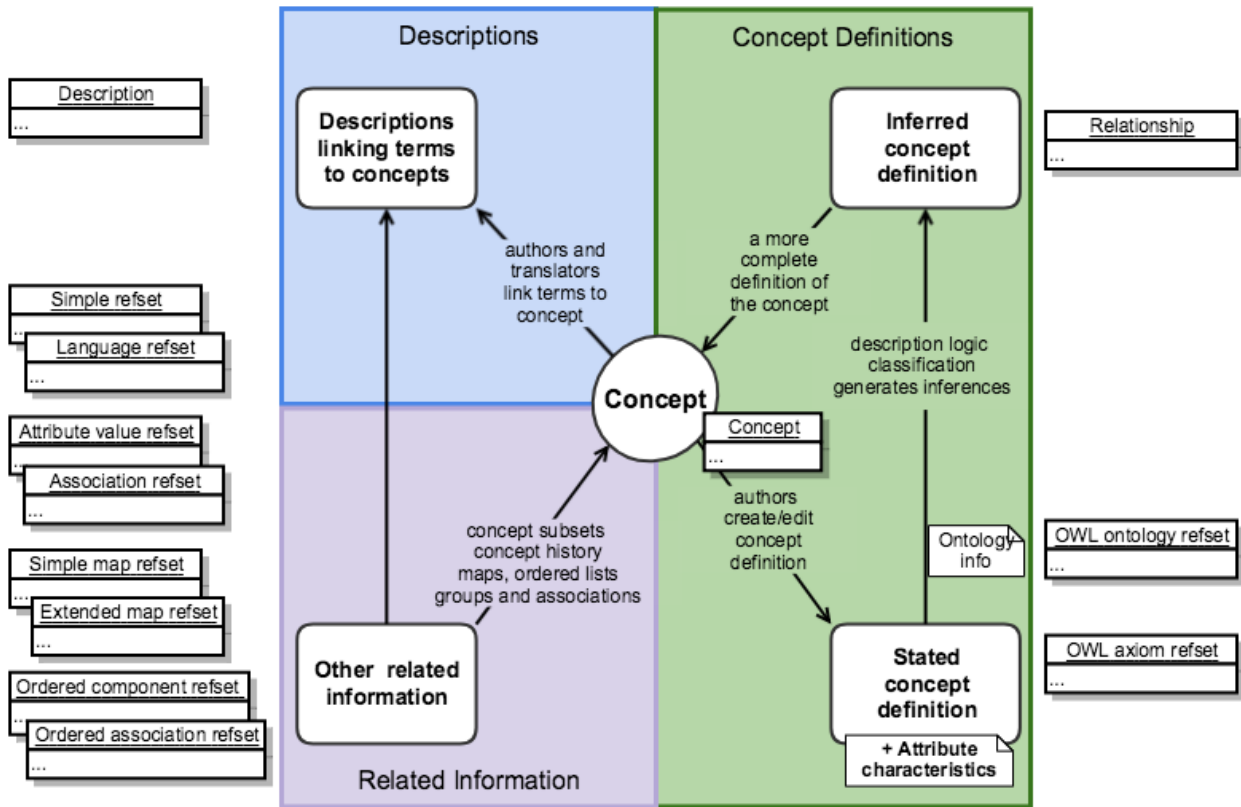


Figure 2.2-1: Representation of the logical model of SNOMED CT

Table 2.2-1: Release file representation of the logical model

Logical Model	Release File Representations	References
Concepts	Each concept is represented by a row in the <code>concept</code> release file.	4.2.1 Concept File Specification

Descriptions	Each description is represented by a row in the description release file.	4.2.2 Description File Specification
Stated Concept Definitions	<p>Each stated concept definition is represented by a set of rows in the OWL axiom reference set file, which follows the format of an OWL Expression Reference Set. Each row contains an axiom that forms part of the definition of the concept identified by the referencedComponentId.</p> <p>Notes:</p> <ul style="list-style-type: none"> • As well as representing the definitions of individual concepts, the OWL axiom reference set represents characteristics of attributes including transitivity, reflexivity and property chains. • The OWL ontology reference set also follows the OWL Expression Reference Set pattern. It contains general information about the terminology, which is required by a description logic classifier but is not subject to significant changes between release versions. <div data-bbox="268 884 1204 1057" style="border: 1px solid #f0e68c; padding: 10px; margin-top: 10px;"> <p>⚠ Change Note</p> <p>This representation was introduced in July 2018 and, following a transitional period, now fully represents all stated concept definitions.</p> </div>	5.2.1.9 OWL Expression Reference Set SNOMED CT OWL Guide SNOMED CT Logic Profile Specification
Inferred Concept Definitions	Each inferred concept definition is represented by a set of rows in the relationship release file. Each row in the set that defines a concept, represents a necessary, defining relationship with another concept. The definitionStatusId column in the concept file row indicates whether the set of defining relationships is sufficient to define the concept.	4.2.3 Relationship File Specification
Other Related Information	<p>Represented by a range of reference set release files that conform to the extensible reference set file format.</p> <p>Each row in a reference set refers to a concept or description as a member of the set. The extensible structure allows different types of related information to be associated with the referenced component.</p>	5.2 Reference Set Types Practical Guide to Reference Sets

Footnotes

¹ Prior to July 2018 the [stated view](#) of concept definitions were represented by relationships in the [stated relationship file](#). During a transitional period between July 2018 and July 2019 the OWL reference sets were introduced. Since the end of that transitional period in July 2019, the stated relationship file is no longer maintained or distributed.

The representation of the [inferred view](#) of concept definitions is unchanged from the perspective of the release file structure. However, the nature and quality of the inferred relationships changed as a result of inferences derived from the enhanced definitions represented as axioms in the OWL axiom reference set.

More information on these changes is available in this document in Section [5.2.1.9 OWL Expression Reference Set](#) and a historical note on [Representation of the Logical Model - Before July 2018](#). Detailed information about the representation of SNOMED CT definitions using OWL axioms is provided by the [SNOMED CT OWL Guide](#) and [SNOMED CT Logic Profile Specification](#).

The SNOMED CT E-Learning Presentation [Updates to Support Advanced Description Logic](#) also provides an overview of the reasons for these changes.

2.3 Concept Definitions

Prior to the 31 July 2018 release, documentation about [concept definitions](#) focused on the central role of [defining relationships](#). Updates to enable the use of more advanced [description logic](#) features mean that some aspects of concept definitions cannot be fully represented by [defining relationships](#). Therefore, this section introduces and adopts a new focus on [concept definitions](#) and the assertions (or [axioms](#)) that form the building blocks of these definitions.

- On completion of the updates, the [stated relationship file](#) will be deprecated. From that point forward the [OWL axiom reference set file](#) will be the standard distribution file for the [stated view](#) of [concept definitions](#).
- The [relationship file](#) will continue to be used to distribute the [inferred view](#) of [concept definitions](#).

Glossary Definition

A [concept definition](#) is a set of one or more [axioms](#) that partially or sufficiently specify the meaning of a [SNOMED CT concept](#).

This section outlines some of the features of concept definitions and the impact of different ways of representing concept definitions on the precision and completeness of those definitions. This section has been kept as brief as possible and is only intended to raise awareness of the changes. For those interested in understanding more about each of the topics mentioned, a more detailed appendix is provided which illustrates each of the points made in this section.

Overview of this Section	Overview of Supporting Appendix
<ul style="list-style-type: none"> • 2.3.1 Stated and Inferred Concept Definitions • 2.3.2 Necessary Conditions and Sufficient Definitions • 2.3.3 Additional Logic Features • 2.3.4 Representing Concept Definitions 	<p>Appendix D: Concept Definition Illustrations</p> <p>不能呈现 {children}。 页面未找到: Appendix D: Concept Definition Illustrations.</p>

2.3.1 Stated and Inferred Concept Definitions

This section briefly outlines two distinct types of views of [SNOMED CT concept definitions](#). More detailed illustrations of some of the points on this page are provided in [D.1 Stated and Inferred Definitions - Examples](#).

Stated View of Concept Definitions

[SNOMED CT concepts](#) are defined by assertions made by [SNOMED CT authors](#). The [concept definitions](#) asserted by [SNOMED CT authors](#) are known as the [stated view](#).

The [stated view](#) is a representation of [concept definitions](#) consisting only of assertions made or revised by [SNOMED CT authors](#).

Notes

- In contrast to the [inferred view](#), the *stated view* does not include inferences generated by applying a [description logic classifier](#).
- The *stated view* is represented by [axioms](#), that conform to the [OWL functional syntax](#). These [axioms](#) are distributed in the [OWL axiom reference set file](#)

Description Logic Classification

A [description logic classifier](#) can apply logical rules to the [stated view](#) to create inferences. The end result of this process is an [inferred view](#) of [concept definitions](#).

Inferred Views of Concept Definitions

The [inferred view](#) is a representation of [concept definitions](#) that is logically derived by applying a [description logic classifier](#) to the [stated view](#).

Notes

- Different *inferred views* can be derived from the same [stated view](#) by applying different rules that selectively exclude some types of assertions.
- Different *inferred views* may be [semantically equivalent](#) to one another provided that assertions are only excluded if they are redundant (i.e. can be *inferred* from assertions that are included). However, in some cases, an *inferred view* may not completely represent the [concept definition](#) but may serve a specific purpose.

Choosing the View to Use

The decision on whether you need access to the [stated view](#) and/or [inferred view](#) depends on your answers to the following questions.

i If you answer "yes" to any of the following questions you need access to the stated view

1. Do you already use or plan to use a [description logic classifier](#) with SNOMED CT?
2. Are you responsible for or planning to create a [SNOMED CT extension](#) in which you will add new clinical concepts?
3. Do you need to query or analyze [postcoordinated expressions](#) in records?
4. Are you interested in experimenting with the application of [description logic](#) to [SNOMED CT](#) (e.g for educational reasons)?

If you answered yes to one these questions above, you should still check the next set of questions to consider if you would also benefit from accessing the [inferred view](#). On the other hand, if you apply a [classifier](#) to the [stated view](#) you could generate your own [inferred view](#).

i If you answer "yes" to any of the following questions you need access to an inferred view

1. Do you need access to a simple relational table representation of the [defining relationships](#) between [concepts](#)?
2. Do you need to be able to display or navigate the [subtype hierarchy](#) using only the links between each [concept](#) and its [proximal subtypes](#) and [proximal supertypes](#)?
3. Do you need to generate a [transitive closure](#) view of the [subtype hierarchy](#) to assist with rapid [subsumption testing](#)?

Several different inferred views can be derived from a single stated view. The inferred view distributed as part of the SNOMED CT release conforms to the [necessary normal form](#)¹.

i If you answer "yes" to any of the following questions you do not need direct access to either view.

1. Does an application you are responsible for use software or services provided by another organization to access SNOMED CT?
2. Are you an end-user of a software application that provides access to SNOMED CT?

¹ The [necessary normal form](#) (NNF) is similar to the [distribution normal form](#) (DNF) that was released prior to the updates in 2018. However, the rules for [Generating Necessary Normal Form](#) take account of the need to omit more advanced features that cannot be represented as [relationships](#).

2.3.2 Necessary Conditions and Sufficient Definitions

This section briefly outlines different aspects of assertions made about concepts and the extent to which they are necessarily true or form part of a sufficient definition of the concept. More detailed illustrations of some of the points on this page are provided in [D.2 Necessary and Sufficient - Examples](#).

Assertions

The [stated view](#) of [concept definition](#) consists of one or more assertions made by [SNOMED CT authors](#).

Necessary Conditions

Each time an assertion is made about a concept, an [author](#) must decide if that assertion is a [necessary condition](#). If the assertion is always true for that concept and its [subtypes](#), it is a [necessary condition](#).

- This implies that for all instances of that concept or its subtypes, the assertion must be true, even if it has not been explicitly stated.

A [necessary condition](#) is defined as a characteristic that is always true of a [concept](#).

Example

- If you have a [71620000 |fracture of femur|](#), the morphological abnormality [72704001 |fracture|](#) must be present. Therefore, [116676008 |morphology| = 72704001 |fracture|](#) is a *necessary condition* of [71620000 |fracture of femur|](#).

Sufficient Definitions

For each [concept](#) an [author](#) must decide if there are one or more sets of assertions that form a [sufficient definition](#) of that concept. A set of assertions is a [sufficient definition](#) if it distinguishes a [concept](#) and its subtypes from other concepts.

- This implies that if all assertions in the set are true for a concept, it must be an instance of the defined concept or a subtype of that concept.

A [sufficient definition](#) is a set of characteristics which distinguish a [concept](#) and its [subtypes](#) from all other [concepts](#).

Notes

- Any concept that matches the *sufficient definition* is equivalent to or a [subtype](#) of the defined concept.
- A [concept](#) may have more than one *sufficient definition*. In that case any concept that matches at least one of these *sufficient definitions* is equivalent to or a [subtype](#) of the defined concept.

Examples

- The following set of assertions is a sufficient definition for [74400008 |appendicitis \(disorder\)|](#) because any [concept](#) for which this set of assertions is true must either be the disorder *appendicitis* or a subtype of *appendicitis*.

[18526009 |disorder of appendix|](#) +
[302168000 |inflammation of large intestine|](#) :

```
116676008 |associated morphology| = 23583003 |inflammation| ,
363698007 |finding site| = 66754008 |appendix structure|
```

- Both the following sets of assertions are sufficient definitions for the concept 8801005 |Secondary diabetes mellitus (disorder)|:

```
73211009 |Diabetes mellitus| : 246075003 |Causative agent| = 105590001 |Substance|
```

```
73211009 |Diabetes mellitus| : 42752001 |Due to| = 64572001 |Disease|
```

- While each of the assertions 246075003 |Causative agent| = 105590001 |Substance| and 42752001 |Due to| = 64572001 |Disease| form part of a **sufficient definition**, neither of these assertions are **necessary conditions** because *only one* of them needs to be true. This illustrates that an assertion that is part of a **sufficient definition** need not be a **necessary condition**.

Concepts with no Sufficient Definitions

A **concept** that has no **sufficient definitions** is a **primitive concept**.

Because **primitive concepts** have no **sufficient definitions** it is not possible for a **description logic classifier** to determine if other concepts are **subtypes** of this concept. Similarly, it is not possible to automatically determine whether an expression is a subtype of a primitive concept. Therefore, only concepts or expressions that explicitly state they are subtypes of primitive concepts will be treated as subtypes when applying expression constraints or undertaking analysis.

However, note that this does not prevent a **primitive concept** being classified as a subtype of a **sufficiently defined concept**.

Concepts with a Sufficient Definition

A **concept** that has at least one **sufficient definition** is a **sufficiently defined concept**.

A **description logic classifier** can determine whether the stated definitions of other concepts meet at least one of the **sufficient definitions** and if so will classify these concepts as its **subtypes**. Similarly, it is possible to determine whether an expression is equivalent to or a subtype of a **sufficiently defined concept**. Therefore, where expression constraints or queries refer to **sufficiently defined concepts** the results will include the inferred subtypes of these concepts.

Sufficiently Defined Concepts with Necessary Conditions

If a **sufficiently defined concept** has one or more additional **necessary conditions** then any concept or expression that satisfies one of its **sufficient definitions** will also inherit any **necessary conditions**.

For example one sufficient definition of 397825006 |Gastric ulcer (disorder)| is an ulcer in a stomach structure:

```
=== 64572001 |disease| : { 116676008 |associated morphology| = 56208002 |ulcer| ,
363698007 |finding site| = 69695003 |stomach structure| }
```

However, another definition could be created with a more specific site gastric mucosa:

```
=== 64572001 |disease| : { 116676008 |associated morphology| = 56208002 |ulcer| ,
  363698007 |finding site| = 78653002 |gastric mucosa| }
```

In both cases these definition are equivalent to 397825006 |Gastric ulcer (disorder)|. The more general definition is flexible when it comes to allowing refinement to a specific location of the ulcer within the stomach, which is actually useful information. It also avoids requiring an expression to refer specifically to the mucosa (stomach lining), which is where all gastric ulcers occur.

For example, an expression including the specific location could look like this

```
=== 64572001 |disease| : { 116676008 |associated morphology| = 56208002 |ulcer| ,
  363698007 |finding site| = 127869006 |Anterior wall of fundus of stomach| }
```

This satisfies the sufficient definition because the finding site is a subtype of stomach structure. This will therefore classify as a type of 397825006 |Gastric ulcer (disorder)| located in the anterior wall of the gastric fundus. The problem is that a query for disorders of the gastric mucosa will not find this expression.

```
<< 64572001 |disease| : 363698007 |finding site| = 78653002 |gastric mucosa|
```

However, adding the definition that refers to the gastric mucosa as an additional [necessary condition](#) can solve this problem. The expression satisfies the [sufficient definition](#) implying this is a type of 397825006 |Gastric ulcer (disorder)|. The fact that it is a type of gastric ulcer causes it to inherit 363698007 |finding site| = 78653002 |gastric mucosa| so it will now be included in the query for disease in the gastric mucosa.

2.3.3 Additional Logic Features

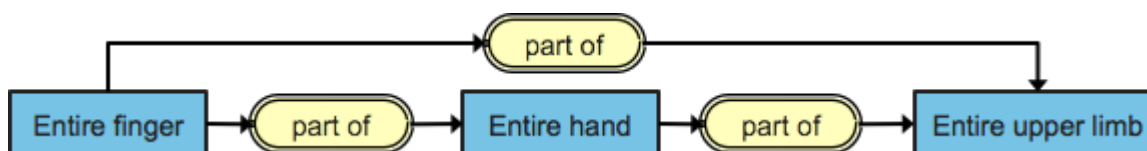
Several [description logic](#) features, which would improve the completeness and precision of classification, cannot be represented in individual [concept definitions](#).

Important Note

The examples on this page are illustrative only. Practical requirements and benefits of representing property transitivity and chains have been established. However, the concept model rules for applying these have not yet been finalized. Therefore, one of the two examples below refers to two concepts that do not currently exist in SNOMED CT and in the other example, it is likely that transitivity will apply to a specific subtype of the general |part of| attribute shown in the example.

Property Characteristics

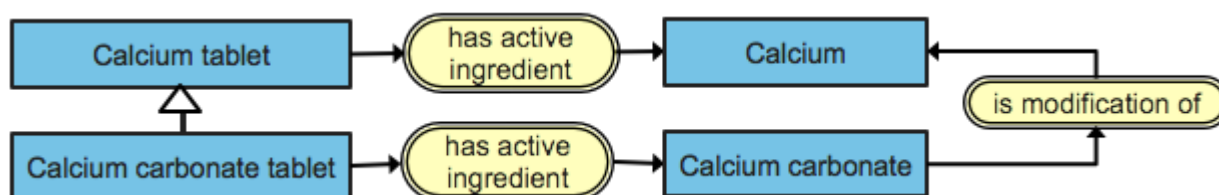
If particular characteristics of the [attributes](#) used to define concepts are identified, this can enhance classification. For example, knowing that an attribute like 123005000 |Part of| is transitive would allow the classifier to make infer that an entire finger is part of the entire upper limb.



Property Chains

Property chains are in some ways similar to transitivity but involve more than one attribute. For example, 127489000 |Has active ingredient| could be declared to chain with 738774007 |Is modification of|. In that case, suppose the definition of 387307005 |Calcium carbonate| includes 738774007 |Is modification of| of 5540006 |

Calcium, a DL classifier can determine that a tablet that 127489000 |Has active ingredient| = 387307005 |Calcium carbonate| by definition has a modification of 5540006 |Calcium| as its active ingredient. Thus in the example shown the classifier can determine that |calcium carbonate tablet| is a subtype of |calcium tablet|.



2.3.4 Representing Concept Definitions

This section summarizes the ways in which SNOMED CT concept definitions are represented. It outlines the rationale for changes to the way in which the stated view of concept definitions is represented. The changes are occurring during a transitional period that started in July 2018 and is due to be completed in 2019.

- [2.3.4.1 Concept Definitions Represented as Relationships](#)
- [2.3.4.2 Concept Definitions Represented in OWL](#)

2.3.4.1 Concept Definitions Represented as Relationships

Between the first release of SNOMED CT in 2002 and 2018 both stated and inferred views of concept definitions were distributed as defining relationships in the stated relationship file and the relationship file.

Glossary Definition

A **defining relationship** is a relationship to a target concept that is always necessarily true for any instance of the source concept.

Notes

- All *defining relationships* represent **necessary conditions**. However, some **necessary conditions** that can be represented by **OWL Axioms** cannot be represented by *relationships*.

Example

- The *defining relationships* of the concept 53442002 |gastrectomy| include
 - 260686004 |method| = 129304002 |excision - action| and
 - 405813007 |procedure site - Direct| = 69695003 |stomach structure|.

As illustrated in [Figure 2.3.4.1-1](#), each **defining relationship** is represented by a row in the **relationship file**. The **concept** being defined is referenced by the **sourceId**, the **concept** that represents the type of relationship (attribute) is referenced by the **typeId** and the **destinationId** refers to the **concept** that represents the value of that attribute.

The **relationship file** also has a **relationshipGroup** which allows two or more **defining relationships** to be grouped together.

The **definitionStatusId** of the source concept, indicates whether the combination of **defining relationships** provide provides **sufficient definition** of that concept.

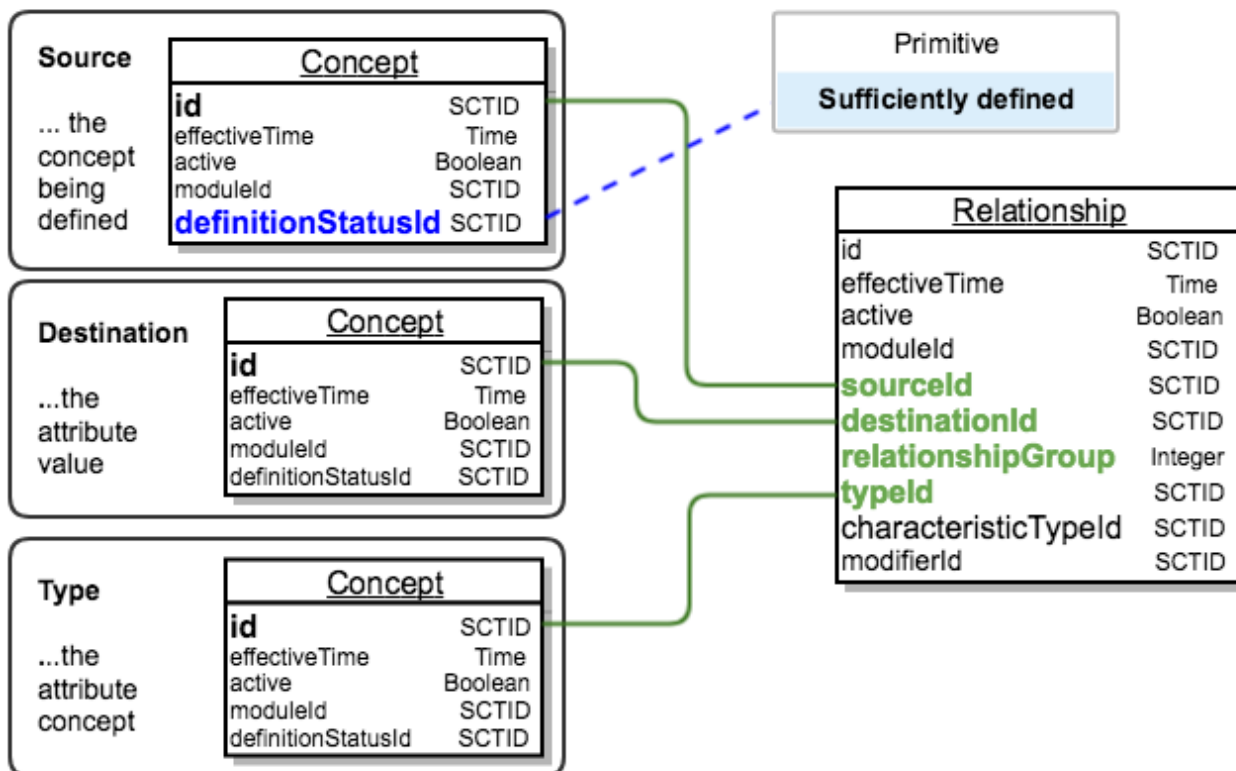


Figure 2.3.4.1-1: Diagrammatic representation of use of relationships to represent a concept definition

Table 2.3.4.1-1, shows the three rows in the relationship file that represent the definition of 53442002 |Excision of stomach structure|. As this is considered to be a sufficient definition of |Excision of stomach structure| the definitionStatusId of this concept is set to the value 900000000000073002 |defined|.

Table 2.3.4.1-1: Example of stated view of |gastrectomy| represented by stated relationships

1 2	sourceId	destinationId	relationship Group	typId	characteristicTypesId
	53442002 Excision of stomach structure	116680003 Is a	0	71388002 Procedure	90000000000010007 Stated relationship

	53442002 Excision of stomach structure	260686004 Method	1	129304002 Excision - action	900000000000010007 Stated relationship
	53442002 Excision of stomach structure	405813007 Procedure site - Direct	1	69695003 Stomach structure	900000000000010007 Stated relationship

Limitations of Relationships for Representing Concept Definitions

Section 2.3.2 [Necessary Conditions and Sufficient Definitions](#), illustrated the following three points, which are not supported by the current use of [relationships](#) to represent [concept definitions](#):

1. A concept may have more than one [sufficient definition](#).
 - Use of [relationships](#) only supports representation of a single [sufficient definition](#) for each concept. If a concept is marked as sufficiently defined, all its relationships are considered to be part of its [sufficient definition](#).
2. A concept may have a [sufficient definition](#) that includes some assertions that are not [necessary conditions](#)
 - Relationships are all assumed to be necessarily true.
3. Some [necessary conditions](#) may not be part of a [sufficient definition](#).
 - Including these additional [necessary conditions](#) may cause some valid subtype concepts (or expressions) to be omitted from the results of classification.

Section 2.3.3 [Additional Logic Features](#), identifies other useful features that are supported by [description logic](#) tools but cannot be represented using only SNOMED CT.

Benefits of Relationships for Representing Concept Definitions

Relationships can be distributed in an easy to understand relational file structure. The [relationship file](#) has been an established part of the standard set of SNOMED CT release files since the first release in 2002, with a revision in 2011-2012 to use [RF2](#) to enhance versioning capabilities. Relationships can be retrieved, displayed and processed using widely understood techniques such as [SQL](#) making it easy to join the relationships to the concepts to which they relate.

Future Use of Relationships for Representing Concept Definitions

Stated Relationships to be Deprecated

The [stated view](#) of [concept definitions](#) needs to be enhanced to allow more flexible and expressive use of description logic. The structure of the relationship file is not suitable for this and a decision has been made to adopt the [OWL Functional Syntax](#) so that new DL features can be added over time. As a result, at the end of the current transition period (during 2019), update, the [stated relationship file](#) will be deprecated.

Information about the new representation for the [stated view](#) is included in section 2.3.4.2 [Concept Definitions Represented in OWL](#).

✔ Impact Assessment

This change only impacts people who use the current stated view. Proper use of the stated view requires access to and use of a [description logic classifier](#). Most DL classifiers require data to be provided in a OWL format, so these users typically transform from the [stated relationship file](#) to OWL prior to use. The new SNOMED CT OWL Toolkit makes it easy to prepare a full OWL file for classification from current and new distribution formats.

Overall impact is expected to be low with significant benefits.

Relationships Used for Inferred View Only

The current [relationship file](#) will continue to be released containing the inferred view. Due to limitations of the [relationship file](#) format, the inferred definitions will not contain the more sophisticated DL features. The [relationship file](#):

- will only contain [necessary conditions](#)
- it will not distinguish between multiple [sufficient definitions](#)
- it will whether each [necessary condition](#) is part of any of the [sufficient definitions](#).

Nevertheless, the end result will still be a more complete and precise than the current content of this file. The reason for this is that the inferred relationships in the file will be generated by processing the enhanced stated view. Details of the way the inferred relationship are generated from the stated view are document in [2.5. Generating Necessary Normal Form Relationships from the OWL Refsets](#).

✔ Impact Assessment

The limitation of this format should not impact the vast majority of users of this file. The inferred relationship file will continue to support subsumption testing of precoordinated concepts. The inferred relationship file, however, will no longer support the testing of subsumption of postcoordinated expressions. Accurate tests for subsumption of postcoordinated expressions will be possible using a DL classifier with the stated OWL axioms. Optimizations such as the use of preclassified expression repositories can still be used to assist run time subsumption testing.

Overall impact is expected to be low with significant benefits.

¹ Some columns omitted: id, effectiveTime, active, moduleId and modifierId.

² Id columns are shown with the term expanded for clarity.

2.3.4.2 Concept Definitions Represented in OWL

This section outlines the rationale for distributing an OWL representation of the [stated view of concept definitions](#) and provides an overview of the way OWL axioms are represented in [SNOMED CT release files](#). More detailed information is published separately in the [SNOMED CT OWL Guide](#) and the [SNOMED CT Logic Profile Specification](#).

Rationale for Using OWL

The mismatch between the requirements for representing enhanced [concept definitions](#) and the capabilities of the current [stated relationship file](#) might in theory be addressed by addition of columns to the file or adding

additional information in reference sets. However, in practice this would create a more complex solution able to support a specific set of enhanced features.

Adopting the well-established OWL standards formats offers a more flexible solution that can represent the full range of [description logic](#) features. This approach enables [SNOMED International](#) to specify a particular logic profile to be applied to current releases of [SNOMED CT](#), with the option to extend that profile in the future. Future revisions of the logic profile would not require a change in the distribution file structure provided these were supported by an OWL syntax.

OWL Axioms

OWL axioms can be represented using several different syntaxes. SNOMED International has chosen the [OWL Functional Syntax](#) as its standard representation.

The [OWL Functional Syntax](#) is a formal representation of the web ontology language (*OWL*) as a simple text base syntax that is used as a bridge between the structural specification and various concrete syntaxes.

Related Links

- [OWL Functional-Style Syntax Specification](#)

OWL Expression Axiom Set

OWL axioms are distributed in a [reference set](#) that follows the [OWL Expression Reference Set](#) specification. The axiom itself is contained in a string field and the [concept](#) whose definition it contributes to is referenced by the [referencedComponentId](#). Although a single row in the reference set can provide a [sufficient definition](#), the definition of a single concept can also include several axioms each represented by a row in the reference set.

Comparing Stated Relationships and OWL Axioms

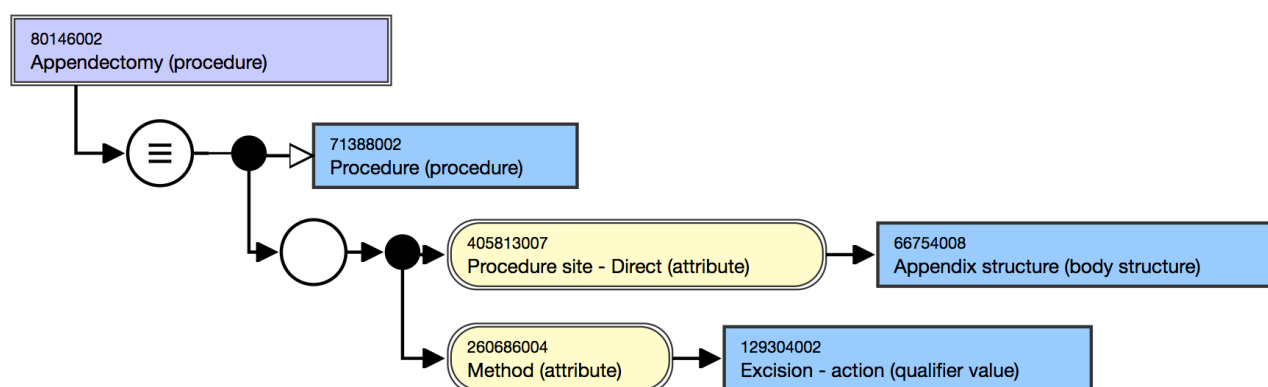


Figure 2.3.4.2-1: Diagrammatic representation of the definition of appendectomy

Figure 2.3.4.2-1 shows the diagrammatic representation of the [stated view](#) of the definition of [80146002 | Appendectomy](#). [Table 2.3.4.2-1](#) shows the same definition as represented by three rows in the [stated relationship file](#) together with the [definitionStatusId](#) in the [concept file](#).

Table 2.3.4.2-1: Stated relationships and definition status for the concept appendectomy

id		effectiveTime		active		..		definitionStatusId	
80146002 Appendectomy		20020131		1		..		900000000000073002 Sufficiently defined concept	

id	effective Time	active	..	sourceId	destinationId	relationship Group	typeId
..	20180731	1	..	80146002 Appendectomy	71388002 Procedure	0	116680003 Is a
..	20080731	1	..	80146002 Appendectomy	129304002 Excision - action	1	260686004 Method
..	20080731	1	..	80146002 Appendectomy	66754008 Appendix structure	1	405813007 Procedure site - Direct

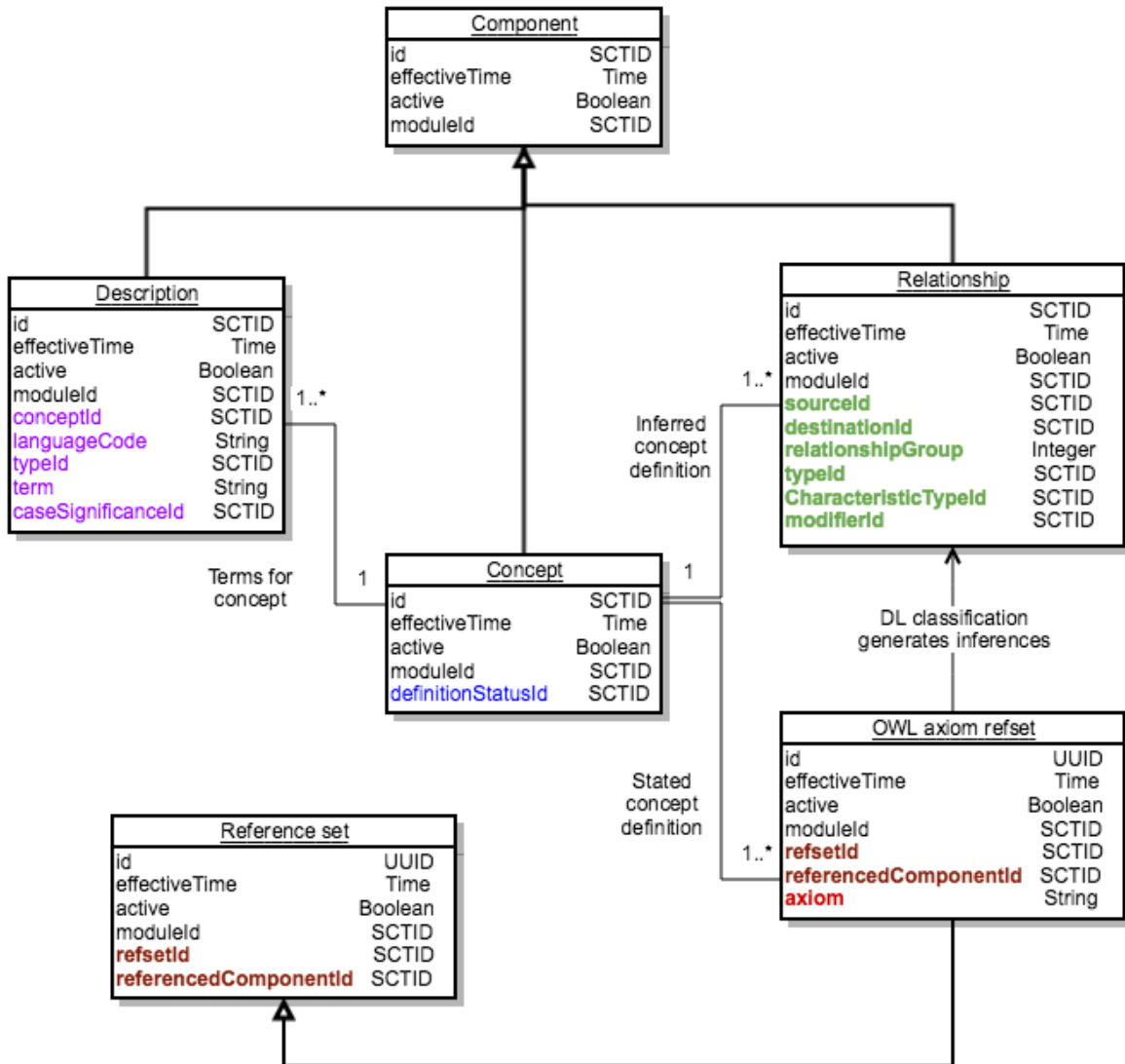
Table 2.3.4.2-2 shows a row in the [OWL axiom reference set file](#) representing the same definition. As shown by this example, a single [sufficient definition](#) is represented by a single row in the reference set. However, some [concept definitions](#) may require multiple rows in the reference set. Situations in which multiple row are required include:

- Concepts with multiple [sufficient definitions](#), each of which requires a separate row in the reference set.
- Concepts with additional [necessary conditions](#) that are not part of a [sufficient definition](#), each of which requires a separate row in the reference set.

Table 2.3.4.2-2: Example of OWL axiom refset representation of the definition of appendectomy

i d	effect ive Time	acti ve	modul eld	refsetId	referenceCompon entId	owlExpression
-----	-----------------	---------	-----------	----------	-----------------------	---------------

..	1	1	..	733073007 OWL axiom reference set	80146002 Appendectomy	EquivalentClasses(:80146002 ObjectIntersectionOf(:71388002 ObjectSomeValuesFrom(:609096000 ObjectIntersectionOf(ObjectSomeValuesFrom(:260686004 :129304002) ObjectSomeValuesFrom(:405813007 :66754008))))))
----	-------------------	---	----	-------------------------------------	-------------------------	---



3 Release Types, Packages and Files

This section covers several general topics related to SNOMED CT [release packages](#) and [release files](#) including:

- [3.1 Common Features of All Release Files](#)
- [3.2 Release Types](#)
- [3.3 Naming Conventions for Release Packages and Files](#)
- [3.4 Release Package Contents](#)

The following two sections provide detailed specifications of the release files.

- Section [4 Component Release Files Specification](#) contains details of release files that represent the main SNOMED CT components:
 - Concepts
 - Descriptions
 - Relationships
- Section [5 Reference Set Release Files Specification](#) contains details of release files that customize and enhance SNOMED CT by representing:
 - Subsets of concepts and descriptions
 - Maps to other code systems
 - Language and dialect preferences for different terms
 - Annotation of components
 - Associations between components
 - Other forms of configuration and extensibility



Historical Note on Current and Previous Release File Formats

The standard format in which [SNOMED CT](#) has been distributed since 2012 is known as [Release Format 2 \(RF2\)](#). It was developed in response to extensive feedback on the original release file format, now known as [Release Format 1 \(RF1\)](#), in which [SNOMED CT](#) was distributed between its first release in 2002 and 2012. The RF1 format is now deprecated and no longer supported.

3.1 Common Features of All Release Files

This subsection explains features that apply to all SNOMED CT release files.

- [3.1.1 General Structure of Release Files](#)
- [3.1.2 Release File Data Types](#)
- [3.1.3 Fields Present in All Release Files](#)
- [3.1.4 Meaning of the Active Field](#)
- [3.1.5 History Mechanism](#)
- [3.1.6 Module Identification](#)

3.1.1 General Structure of Release Files

The following rules apply to all [SNOMED CT Release Files](#).

- [SNOMED CT Release Files](#) are **UTF-8** encoded, tab delimited text files.
- Each line, including the final line, ends with a carriage return character (hex 0D) followed by a line feed character (hex 0A).
- The first line of each file, contains the names of each column (also know more generally as a field).
- Field names are represented using lower-camel-case
 - First letter of name is lower case
 - First letter of each words apart from the first word in the name is upper case
 - All other letters are lower case.
 - For example:
 - id
 - term
 - typeld
 - relationshipGroup
 - definitionStatusId
- The name, datatype and usage of the fields in each file are specified in the following sections of this guide
 - [4.2 File Format Specifications](#)
 - [5.2 Reference Set Types](#).

3.1.2 Release File Data Types

The following data types are used in the [release files](#):

Table 3.1.2-1: Data Types Used in Release Files

Data Type	Description
SCTID	<p>A SNOMED CT identifier, between 6 and 18 digits long, as described in 6.2 SCTID Representation.</p> <ul style="list-style-type: none"> • This data type is used to identify SNOMED components, to refer to a component from another component or from a reference set, and also to represent the values for concept enumerations (see Concept Enumerations).

UUID	A Universally Unique Identifier is a 128-bit unsigned generated using a standard algorithm. <ul style="list-style-type: none"> • UUIDs are represented as strings of hexadecimal characters split by - characters as points specified by the UUID standard.
Integer	A 32-bit signed integer.
String	UTF-8 text of a specified length.
Boolean	A Boolean value, represented as one of two possible integer values (1 = true, 0 = false).
Time	A date and time format expressed as a text string in line the basic representation specified in the ISO 8601 standard . <ul style="list-style-type: none"> • Where only date is required the format is YYYYMMDD (e.g. 20180125 refers to 25th January 2018) • Where a time is also required the <i>YYYYMMDDThhmmssZ</i> (e.g. 20180125T123000Z refers to 12:30 UTC on 25th January 2018) • The time should be expressed as UTC, as indicated by the trailing "Z".

Concept Enumerations

Concept enumeration is the a set of [SNOMED CT concept identifiers](#) used to represent values for a property of a [SNOMED CT component](#) or [reference set member](#).

Notes

- *Concept enumeration* serves the same purpose as more general approaches to providing enumerated lists of values (i.e. assigning a number to a value). However, the use of [SNOMED CT concept identifier](#) allows access to the human readable meaning of each enumeration using [descriptions](#) in the same way for other concepts.
- The [SNOMED CT concepts](#) used to represent *concept enumerations* are usually [subtype children](#) (or [descendants](#)) of [concepts](#) in the [SNOMED CT metadata hierarchy](#). Each possible value is represented by a single child [concept](#). This allows updates to the permitted values to be tracked using the [component history](#) mechanism.

Example

- Concept enumerations for description.typeId:

```
900000000000446008 |Description type (core metadata concept)|
90000000000003001 |Fully specified name (core metadata concept)|
90000000000013009 |Synonym (core metadata concept)|
900000000000550004 |Definition (core metadata concept)|
```

Table 3.1.2-2: Concept enumeration values (subtypes of 90000000000442005 | Core metadata concept |)

Concept	Comment
900000000000443000 Module (core metadata concept)	Each subtype of this concept represents a development module. These concepts provide values to the moduleId field that is present in all SNOMED CT component file. The value indicates the module within which a component was created and is being maintained.
900000000000444006 Definition status (core metadata concept)	Each subtype of this concept represents a value that can be applied to the concept. definitionStatusId field. This is used to indicate whether the current set of defining Relationships applied to a concept are sufficient to fully-define it relative to its supertypes.
900000000000446008 Description type (core metadata concept)	Each subtype of this concept represents a value that can be applied to the Description. typeId field. This is used to indicate whether the Description represents a Fully Specified Name , a synonymous term, a definition or some other symbolic or textual representation of the associated concept .
900000000000447004 Case significance (core metadata concept)	Each subtype of this concept represents a value that can be applied to the Description. caseSignificanceId field. This is used to indicate whether the text of the term can be modified to by switching characters from upper to lower case (or vice-versa).
900000000000449001 Characteristic type (core metadata concept)	Each subtype of this concept represents a value that can be applied to the Relationship. characteristicTypeId field. This is used to indicate whether a Relationship forms part of the definition of the source concept .
900000000000450001 Modifier (core metadata concept)	Each subtype of this concept represents a value that can be applied to the Relationship. modifierId field. This is used to indicate the type of Description Logic (DL) restriction (some, all, etc.) that applies to the Relationship .
900000000000453004 Identifier scheme (core metadata concept)	Each subtype of this concept represents a value that can be applied to the Identifier. identifierSchemeId field. This is used to indicate the scheme to which the Identifier value belongs.

3.1.3 Fields Present in All Release Files

The first four columns in all release files are shown in [Table 3.1.3-1](#). The next three sections of the specification explain the ways in which these fields are used to support identification, versioning and modularization.

Table 3.1.3-1: Fields present in all release files

Field	Data type	Purpose	Mutable	Part of Primary Key
id	SCTID	Uniquely identifies a component.	NO	YES (Full/Snapshot)
	UUID	Uniquely identifies a reference set member.		
effectiveTime	Time	Specifies the inclusive date at which this row's state became the then current valid state of the identified component or reference set member	YES	YES (Full) Optional (Snapshot)
active	Boolean	Specifies whether the state of the component or reference set member was <i>active</i> or <i>inactive</i> from the nominal release date specified by the <i>effectiveTime</i> .	YES	NO
moduleId	SCTID	Identifies the module this component or reference set member is currently maintained in. Set to a <i>child</i> of 900000000000443000 Module within the metadata <i>hierarchy</i> .	YES	NO

3.1.4 Meaning of the Active Field

Each *component* has an associated *active* field, which can take values of true (1) or false (0). The meaning of this flag is described by *component* type in the following table:

Table 3.1.4-1: Behavior of Active and Inactive Components

Component Type	Active value	Component behavior when the most recent row representing a component has the specified active value
----------------	--------------	---

Concept	True	<ul style="list-style-type: none"> The concept is intended for active use. All active descriptions for which the conceptId refers to this concept are valid. Visibility of these active descriptions depends on information contained in applicable refset members (for example, whether the description is in a language dialect reference set that is currently enabled in the vendor's system). All active relationships of which it is the sourceId or destinationId are applicable.
Concept	False	<ul style="list-style-type: none"> The concept is not intended for active use. However, it remains a valid concept for historical purposes as part of the SNOMED CT commitment to the principle of 'concept permanence'. Valid descriptions of the concept remain active allowing it to be appropriately viewed in human-readable form. An inactive concept cannot be the sourceId, destinationId or typeId of an active relationship.
Description	True	<ul style="list-style-type: none"> The description contains a term that is a valid description of the concept referred to by the conceptId. An active description may refer to an inactive concept, in which case the term provides a valid description of that inactive concept. Text based searches should (by default) include only active descriptions that refer to active concepts.
Description	False	<ul style="list-style-type: none"> The description is not a valid and the associated term should no longer be regarded as being associated with the concept referred to by conceptId.
Relationship	True	<ul style="list-style-type: none"> The relationship represents a valid association of the type specified by the typeId, between two concepts referred to by the sourceId and destinationId ; An inactive concept cannot be the sourceId, destinationId or typeId of an active relationship.
Relationship	False	<ul style="list-style-type: none"> The relationship is not valid. An inactive relationship should be ignored as it does not apply. This does not necessarily mean that the association indicated by the relationship does not apply. The relationship may be inactive because it is redundant and inferable based on other active relationships. An inactive relationship may refer to either active or inactive components.
Refset member	True	<ul style="list-style-type: none"> The refset member contains valid information applicable to the component referred to by the referencedComponentId . The component referred to by the referencedComponentId may be active or inactive. An active refset member cannot make an inactive component active but may provide related information that continues to be relevant (e.g. the reason for inactivation).
Refset member	False	<ul style="list-style-type: none"> The refset member is not valid. An inactive refset member should be ignored. The information it contains is not applicable to the component referred to by referencedComponentId .

3.1.5 History Mechanism

The [effectiveTime](#) and [active](#) fields in the [release file](#) enable the use of a "log style" append-only data model to track all changes to each [component](#), providing full traceability. Once released, a row in any of these files will

always remain unchanged. Historic data is supplied in the [RF2 release files](#), dating back to the first release in [RF1](#) format in 2002.

In order to change the properties of a current [component](#) a new version of that component is created with the same identifier. This done by adding a new row to the relevant release file, with the column values updated to represent the changes. The [active](#) field must be set to true and the timestamp in the [effectiveTime](#) field indicating the nominal date on which the new version was released. Note that the existing row is not changed in any way.

To inactivate a [component](#), a new row is added, containing the same data as the final valid version of the [component](#), but with the [active](#) field set to false and the timestamp in the [effectiveTime](#) field indicating the nominal date of the release in which the final version ceased being valid. Note again that the existing row is not changed in any way.

Where editorial policy does not allow a particular property of a [component](#) to be changed whilst keeping the same [Identifier](#), the [component](#) as a whole is inactivated (as described above), and a new row added with a new id, the [effectiveTime](#) set to the nominal date of the release in which this version of the [component](#) became valid, and the [active](#) field set to true.

It is thus possible to see both the current values and any historical values of a [component](#) at any point in time.

New content, changes and inactivations must have the [effectiveTime](#) for the release that it appears in. Pre-releases for testing may set the [effectiveTime](#) as the date of the future scheduled release but in general the [effectiveTime](#) must not be later than the scheduled release data, Where there is a business requirement for specifying a future activation date for some [components](#), this may be represented using [reference sets](#).

The following example demonstrates how the *history mechanism* works on the [Concept](#), but the same rules apply equally well to the [Description](#), [Relationship](#) and [Reference set](#) member files. In this example, the [descriptions](#) associated with the [moduleId](#) and [definitionStatusId](#) have been shown in place of their [SCTID](#) values.

A new [concept](#) (101291009) is added on the 1st July 2007:

Table 3.1.5-1: History Example - Concept Added

Id	effectiveTime	active	moduleId	definitionStatusId
101291009	20070701	1	Module 1	900000000000074008 Primitive

In the following release (on 1st January 2008), the [concept](#) is moved from |Module 1| to |Module 2|. Because the [moduleId](#) field is not immutable, the [concept](#) may be updated simply by adding a new record with the same Id.

Table 3.1.5-2: History Example - Module Change

Id	effectiveTime	active	moduleId	definitionStatusId
101291009	20070701	1	Module 1	900000000000074008 Primitive

101291009	20080101	1	Module 2	900000000000074008 Primitive
-----------	----------	---	----------	--------------------------------

In the following release (on 1st July 2008), the [concept](#) is changed from being [Primitive](#) to being [Fully defined](#).

Table 3.1.5-3: History Example - Definition Status Changed

Id	effectiveTime	active	moduleId	definitionStatusId
101291009	20070701	1	Module 1	900000000000074008 Primitive
101291009	20080101	1	Module 2	900000000000074008 Primitive
101291009	20080701	1	Module 2	900000000000073002 Defined

In the following release (on 1st January 2009), the [concept](#) is deactivated:

Table 3.1.5-4: History Example - Concept Made Inactive

Id	effectiveTime	active	moduleId	definitionStatusId
101291009	20070701	1	Module 1	900000000000074008 Primitive
101291009	20080101	1	Module 2	900000000000074008 Primitive
101291009	20080701	1	Module 2	900000000000073002 Defined
101291009	20090101	0	Module 2	900000000000074008 Primitive

Notes

1. At no stage in this process are previously written records ever amended. Once a record has been released in a [release file](#), it will continue to be released in exactly the same form in future [release files](#).
2. Changes are only recorded at the point of release in the [RF2release files](#). If a [component](#) record is changed a number of times between releases (during an edit and review process), only the most recently amended record will be appended to the [release file](#), not individual records showing each separate edit to the released [component](#).
3. In the last example, as well as inactivating the concept (`active=0`), the `definitionStatusId` is changed from `900000000000073002 |Defined|` to `900000000000074008 |Primitive|`. In practice this change is not essential since the value of data columns is ignored when a [component](#) is inactive. Although the change is unnecessary and insignificant, it typically occurs since all the relationships of an inactive concept must also be inactive, and as a result, from the perspective of the authoring environment the concept cannot be regarded as `900000000000073002 |Defined|`.

Related Links

- [3.1.4.1. Component features - History](#)

3.1.6 Module Identification

Each [SNOMED CT component](#) is managed and maintained in a [module](#) identified by its `moduleId` field.

A [SNOMED CT module](#) is defined as a group of [SNOMED CT components](#) and/or [reference set members](#) managed, maintained, and distributed as a unit.

Notes

- [Components](#) and [reference set members](#) that are part of the same *module* share the same `moduleId` value.
- All *modules*, except the `90000000000012004 |SNOMED CT model component module|`, have dependencies on other *modules* specified by the [Module Dependency Reference Set](#).
 - [components](#) and [reference set members](#), that are part of the same *module*, share the same `moduleId` value.
 - [components](#) and [reference set members](#) are part of only one *module*, at any given time.
- The organization responsible for maintaining an [extension](#) must:
 - create and maintain at least one *module* identified by a `moduleId` that it has created;
 - apply a `moduleId` that it has created to all [components](#) and [reference set members](#) in its *extension*;
 - manage and distribute information about the dependencies of its *modules* in accordance with SNOMED CT specifications.
- The organization responsible for maintaining an [extension](#) may:
 - create and maintain multiple *modules*;
 - organize its [components](#) and [reference set members](#) within the modules it manages in a way that best meets its business needs;
 - move a [component](#) or [reference set member](#) between its *modules* by creating a revised version of that [component](#) or [reference set member](#) with a different `moduleId` (It is then part of the new *module* from the *effectiveTime* of the revised version).
- [Components](#) and [reference set members](#) may be moved between *modules* maintained by different organizations. However, such moves must only be made:
 - with the consent of the organizations responsible for both the source and target modules; and

- in accordance with rules specified by [SNOMED International](#).

3.2 Release Types

A [SNOMED CT International Release](#) includes three distinct [release types](#). [Table 3.2-1](#) describes the release types and the differences between them.

Table 3.2-1: SNOMED CT Release Types

Release type	Description
Full	A full release is a release type in which the release files contain every version of every component and reference set member ever released.
Snapshot	A snapshot release is a release type in which the release files contain only the most recent version of every component and reference set member released, as at the release date.
Delta	<p>A delta release is a release type in which the release files contain only rows that represent component versions and reference set member versions created since the previous release date.</p> <p>Notes</p> <ul style="list-style-type: none"> • Each <i>row</i> in a <i>delta release</i> file represents either a new component or reference set member, or a change to an existing component or reference set member since the previous release date. • A <i>delta release</i> identifies differences between two versions of the same release package. • A <i>delta release</i> added to the previous full release is identical to the full release of the new version. • The <i>previous release date</i>, on which a <i>delta release</i> is based, is usually the date of the most recent previous release. However, that may not always be the case. For example, where interim releases are made between two major releases there may be a combined <i>delta release</i> covering a period since a previous major release.

There are practical use cases for each [Release Type](#).

- The full release allows access to all versions of the release. This is valuable for reviewing data entered using earlier versions and more generally supporting change management.
- The snapshot release only includes the latest version of each component. This can be useful to optimize access to the current version but does not provide access to earlier versions.
- The delta release only includes changes made between one version and the next. This provides a simple way to identify new and changed components to support change management and can also be used to update

the previous version of the full release to the new version of the full release. However, the delta release cannot be used as a stand alone resource.

When considering which release type to use, it is worth noting that delta and snapshot views can be readily generated from the full release type. For this reason organizations that maintain [SNOMED CT extensions](#) are required to provide the [full release type](#), while distribution of the other release types are optional.

3.3 Naming Conventions for Release Packages and Files

The release file naming convention specified in this section applies to all [SNOMED International release files](#) starting with the January 2010 [International release](#). The release package naming convention specified was added subsequently to provide additional clarity through a structured name applied to the folder (and zip archive name) containing a set of release files. This package naming convention first applied to releases by SNOMED International during 2017.

These naming specifications provides the following benefits:

- A consistent naming convention across the [International edition](#) and each [National edition](#).
- Predictable file naming, providing a stable structure for naming over time between releases.
- A standard way to identify the source country and [namespace](#) of the organization responsible for a [release file](#).
- A consistent mechanism for representing version of release files and packages of release files.
- An human readable way to identify the content of a file, at a summary level.
- A mechanism for identifying the type of information stored in a [release file](#)(e.g. documentation, tooling, etc.).
- Guidance on file naming for [release files](#) in non-English [extensions](#).
- Assurance that file names will be unique across the [International release](#) and releases from individual [National release](#) centers and across separate releases from each center over time.

Quality Assurance checks, performed during the [International release](#) process, ensure that this naming convention is enforced. Equivalent checks should also be performed as part of each [National Release Center's](#) release process.

- [3.3.1 Release Package Naming Conventions](#)
- [3.3.2 Release File Naming Convention](#)

Note

Prior to January 2010 other naming conventions were used. Implementers who need to review earlier releases should consult the documentation that accompanied the release that they need to review

3.3.1 Release Package Naming Conventions

Overall Package Naming Pattern

```
SnomedCT_[Product][Scope(optional)][Format(optional)]_[ReleaseStatus]_[ReleaseDate]T[ReleaseTime][TimeZone]
```

Package Name Elements

Element	Values	Description
Product	<any>	Camel case short title sufficient to identify the product.
Scope (optional)	Edition	The release files included in the package fully resolve all dependencies of all modules included in the package.
	Extension	The release files included in the package needs to be combined with the International Edition release package and any other packages required to resolve the dependencies declared by the Module Dependency Reference Set .
Format (optional)	RF1	Required for any release packages containing Release Format 1 files.
	RF2	Current value for all release packages.
	<other>	Other values may be specified in future.
ReleaseStatus	ALPHA	<p>The package is an alpha release package, which is defined as a SNOMED CT release package made available only for initial review and testing by implementers and other stakeholders.</p> <p>Notes</p> <ul style="list-style-type: none"> • An <i>alpha release package</i> must not be used in production clinical systems or in clinical settings. This includes Affiliate Licensees or any third parties, except those who have formally committed to test it. • An <i>alpha release</i> is used to test the format and content of the SNOMED CT release. Feedback is elicited and changes are made prior to publication of the beta release. • <i>Alpha releases</i> were formerly known as a technology preview releases.

	BETA	<p>The package is a beta release package, which is defined as a SNOMED CT release package made available for review and testing only.</p> <p>Notes</p> <ul style="list-style-type: none"> • Implementers and other stakeholders review and test the <i>beta release</i>. • The <i>beta release package</i> is made available prior to the production release. It must not be used in production clinical systems or in clinical settings. This includes Affiliate Licensees or any third parties, except those who have formally committed to test it. • The <i>beta release</i> status indicates it is expected to subsequently be confirmed as a production release. If there is significant issue in format or content, it may be withdrawn, or replaced with an updated <i>beta release package</i>. Whether or not it becomes a production release is decided shortly before the due date for the next release. If a <i>beta release</i> is subsequently confirmed as a production release, all updates are fully version-tracked from the date of the <i>beta release</i>. • Beta releases were formerly known as candidate baseline releases.
	PRODUCTION	<p>The package is a production release package, which is defined as a final, formally endorsed SNOMED CT release package intended for live use in appropriately licensed operational systems.</p> <p>Notes</p> <ul style="list-style-type: none"> • A <i>production release package</i> represents the authoritative release of the product. Implementers can use it in operational clinical systems. • The <i>production release</i> status indicates that the releasing party (SNOMED International or the owner of the extension) commits to maintain the release history. Thus the historical audit trail is maintained through the product's lifetime.
ReleaseDate	YYYYMMDD	The package release date, time and timezone formatted in accordance with ISO-8601 .
ReleaseTime	HHMMSS	
TimeZone	Z	

3.3.2 Release File Naming Convention

Overall Naming Pattern

The basic pattern for [SNOMED CT release file](#) names consists of five elements, each separated by an underscore (" _ ") and followed by a full stop (" . ") and a file extension:


```
[FileType]_[ContentType]_[ContentSubType]_[CountryNamespace]_[VersionDate].[FileExtension]
```

Each element in the above structure is described in more detail by table in the following section.

FileType Element

The FileType element of the filename designates the type and intended use of the [release file](#) . It consists of a 3 to 5 alphanumeric code with letters in lowercase.

The code comprises the following three sub-elements. The Type sub-element is required in all cases, other elements are required where relevant and otherwise omitted.

 Unknown macro: 'caption-table'


Sub-element	Values	Description
Status	<blank>	General release file
	x	Provisional release file (e.g. part of an alpha or beta release package).
	z	Archival or unsupported file
Type	sct	Terminology Data File
	der	Derivative Work Data File (e.g. Reference set release file)
	doc	Documentation
	res	Implementation Resource Data File (e.g. a data file not following a SNOMED CT standard release file format)
	tls	Implementation Resource Tool (e.g. scripts or other software made available to process a release file)
Format	1	Release Format 1
	2	Release Format 2

	<blank>	Not specific to a release version
--	---------	-----------------------------------


ContentType Element

The ContentSubType element is mandatory for all FileTypes. It describes the content and purpose of the file. It consists of 2-48 alphanumeric characters in camel case.

The content of this element depends on the first element (FileType) of the filename, as described below:


 Unknown macro: 'caption-table'

Value	Usage
Concept	The file conforms to the 4.2.1 Concept File Specification and contains data related to a set of concepts .
Relationship	The file conforms to the 4.2.3 Relationship File Specification and contains relationships that represent the distribution normal form inferred view of a set of concept definitions.
sRefset	The file conform to the single string reference set format. This only applies to the OWL Expression Reference Set and followed by the content sub-element <code>_OWLExpression</code> which contains stated concept definitions represented as OWL axioms and additional OWL ontology information.
Description	The file conforms to the 4.2.2 Description File Specification and contains at set of descriptions with description types <code> </code> Synonym <code> </code> and <code> </code> Fully specified name <code> </code> . Note that both these description types have a maximum term length of 255 characters.
TextDefinition	The file conforms to the 4.2.2 Description File Specification and contains at set of descriptions with description type . Note: This description type has a maximum term length of 4096 characters.
StatedRelationship	The file conforms to the 4.2.3 Relationship File Specification and contains relationships that represent the stated view of a set of concept definitions. Note: It is likely this file will be phased out and replaced with a reference set containing a richer OWL representation of stated concept definition.
Identifier	The file conforms to the 4.2.4 Identifier File Specification . Note: This file does not contain any data rows in the International Edition.

 Unknown macro: 'caption-table'

Value	Description
-------	-------------


Refset	The file conforms to the 5.2.1.1 Simple Reference Set specification and contains the members of one or more simple reference sets.
<pattern> Refset	The file conforms to the 5.1.1 Basic Reference Set Member File Format and include one or more additional columns, The number and order of the columns and their basic data types are specified by the <pattern> which precedes Refset. The <pattern> consists of a sequence of lowercase letters each of which represent an additional column with a datatype specified by the letter as listed below
Pattern letter	
C	A SNOMED CT component identifier (SCTID) referring to a concept, description or relationship.
i	A signed integer.
S	A UTF-8 text string.
Examples	<ul style="list-style-type: none"> • cRefset : A refset with one additional column containing a component identifier. This pattern supports refset types including: 5.2.1.3 Attribute Value Reference Set, 5.2.2.1 Language Reference Set and 5.2.1.4 Association Reference Set). • ciRefset : A refset with two additional columns, one containing a component identifier and one containing an integer. This pattern supports refset types including: 5.2.1.5 Ordered Association Reference Set. • sRefset : A refset with one additional column containing a string. This pattern supports refset types including: 5.2.3.1 Simple Map from SNOMED CT Reference Set, 5.2.3.2 Simple Map to SNOMED CT Reference Set and 5.2.1.6 Annotation Reference Set.

 Unknown macro: 'caption-table'


FileType	Value and Description
doc	<p>The title of the document in CamelCase, abridges if necessary to fit within the length constraint.</p> <p>Note: Abbreviations should not be used unless they are essential to fit the title within the available length.</p> <p>Examples of ContentType for Documents</p> <ul style="list-style-type: none"> • doc_ SnomedDecisionSupport _Current-en-US_INT_20170331.pdf (Title: Decision Support with SNOMED CT) • doc_ SearchDataEntryGuide _Current-en-US_INT_20171122 (Title: SNOMED CT Search and Data Entry Guide)
res tls	The value of the ContentType element may be determined on a case-by-case basis but, in conjunction with the ContentSubType element, should be adequate to identify the content and purpose of the file.

ContentSubType Element


The ContentSubType element is mandatory for all FileTypes. It provides additional information to describe the content and purpose of the file, including the [language/ dialect](#), where appropriate. Its format is 2-48 alphanumeric characters in camel case (except for the capitalization rules specified below for [languagecode](#)). Hyphen (" - ") is a permitted character in conjunction with a language code, as described below.


 Unknown macro: 'caption-table'


Sub-elements	Values	Description
Summary		<p>An optional short camel case summary of the usage of the file. The value of this sub-element may be determined on a case-by-case basis but, in conjunction with the ContentType element, should be adequate to identify the content and purpose of the file.</p> <p>Examples:</p> <ul style="list-style-type: none"> • For references sets a brief indication about the type or purpose the reference set(s) in the file. <p>Note: If there is a summary the ReleaseType or DocStatus follows this Summary sub-element immediately without a space or other separator.</p>
ReleaseType	Full	The file contains the Full view of the components or refset members within its scope (i.e. every version ever released).
	Snapshot	The file contains the Snapshot view of the components or refset members within its scope (i.e. only the most recent version released).
	Delta	The file contains the Delta view of the components or refset members within its scope (i.e. only additions/changes since previous release).
Language Code		<p>Where it is necessary to specify the language or dialect used in a file, the appropriate language code must be included as the final sub-element of the ContentSubType. If a Summary or DocStatus sub-element is also included, the LanguageCode must be added after the last of those sub-elements and must be separated from it by a hyphen.</p> <p>Representation of the LanguageCode</p> <p>The language is specified with a 2 character ISO 639-1 language code (e.g. es = Spanish, fr = French, da = Danish). If necessary, a dialect code is added after the language code and separated from it by a hyphen.</p> <p>Depending on the specificity required the dialect code comes from one of two sources:</p> <ul style="list-style-type: none"> • If the dialect is general to an entire country, the two-letter ISO-3166 alpha-2 country code is used to specify the dialect (e.g. en-US = US English, en-GB British English) • If dialect is less common or not country specific, the IANA language subtag should be used. Note this code consists strings of lower case letters. IANA is the Internet Assigned Numbers Authority. <p>This approach follows Internet conventions.</p>

 Unknown macro: 'caption-table'

Sub-elements	Values	Description
Summary		<p>An optional short camel case addition to the ContentType title.</p> <p>If there is a Summary the DocStatus follows this Summary sub-element immediately without a space or other separator.</p>

DocStatus	Current	The document is up-to-date and complete for the current release of SNOMED CT, as indicated by the VersionDate element.
	Draft	The document is a draft version; it may be incomplete and has not been approved in a final version.
	Review	The document has been released for review and comments from SNOMED International Members, Affiliates and other stakeholders.
LanguageCode		<p>Where it is necessary to specify the language or dialect used in a file, the appropriate language code must be included as the final sub-element of the ContentSubType. If a Summary or DocStatus sub-element is also included, the LanguageCode must be added after the last of those sub-elements and must be separated from it by a hyphen.</p> <p>Representation of the LanguageCode is described in detail in the final row of</p> <div style="border: 1px solid black; padding: 2px; display: inline-block;">  Unknown macro: 'caption-ref' </div>

 Unknown macro: 'caption-table'

Sub-elements	Values and Description
Summary	The value of this sub-element may be determined on a case-by-case basis but, in conjunction with the ContentType element, should be adequate to identify the content and purpose of the file.
LanguageCode	<p>If it is necessary to specify the language or dialect used in a resource data file or tool, the appropriate language code must be included as the final sub-element of the ContentSubType. If a Summary sub-element is also included, the LanguageCode must be added after the Summary sub-element and must be separated from it by a hyphen.</p> <p>Representation of the LanguageCode is described in detail in the final row of</p> <div style="border: 1px solid black; padding: 2px; display: inline-block;">  Unknown macro: 'caption-ref' </div>


Examples of ContentSubType

- der2_cRefset_**AttributeValueSnapshot**_INT_20180131.txt
 - Summary=AttributeValue (type of refset),
 - Release type=Snapshot,
 - Language not stated
- sct2_Description_**Snapshot-en**_INT_20180131.txt
 - Release type=Snapshot,
 - Language=English
- der2_cRefset_**LanguageSnapshot-en**_INT_20180131.txt
 - Summary=Language (type of refset),
 - Release type=Snapshot,
 - Language=English
- doc_lhtsdoGlossary_**Current-en-US**_INT_20170817.pdf

- DocStatus=Current,
- Language=en-US.

CountryNamespace Element

The CountryNamespace element is mandatory for all FileTypes. It identifies the organization responsible for developing and maintaining the file. It is a string of 2 to 10 alphanumeric characters consisting of the two sub-elements described below. At least one of these two sub-elements must be present. [SNOMED International](#) or a [National Release Center \(NRC\)](#) may optionally include both sub-elements where they consider this to be appropriate.

 Unknown macro: 'caption-table'

Sub-element	Values	Description
CountryCode	INT	The file is maintained and distributed by SNOMED International.
	AA to ZZ	The file is maintained and distributed by the NRC for the country represented by this ISO-3166 alpha-2 country code . The code consists of exactly two uppercase characters from the latin alphabet.
	<blank>	The file is maintained and released by an SNOMED CT extension provider that is not an NRC.
NamespaceId	0000000 to 9999999	The file is maintained and released by an SNOMED CT extension provider that is not an NRC. In which case, this value is a 7 digit namespace identifier allocated to that organization by SNOMED International. The file is maintained and distributed by either SNOMED International or an NRC and the distributing organization has chosen to include the namespace identifier to indicate that this is part of a release restricted to content in a single namespace.
	<blank>	The file is maintained and distributed by either SNOMED International or an NRC and the distributing organization has not chosen to include the namespace identifier to indicate that this is part of a release restricted to content in a single namespace.


VersionDate Element

The VersionDate element is mandatory for all FileTypes. It identifies the [SNOMED CT](#) version with which the file is intended to be used. Its format is an 8-digit number in the pattern "YYYYMMDD", in compliance with the [ISO-8601](#) standard.

- For Data Files (**sct, der** or **res**), and for Documentation (**doc**) with a *status* tag value of "**Current**", the value of this element should always be the same as the [SNOMED CT](#) version date with which the file is associated.
- For other file types, the VersionDate element will identify the (past) date of the [SNOMED CT release](#) for which the file was intended. A file distributed with a past version date has not been updated to reflect changes to [SNOMED CT](#) since that date, nor has it been validated as correct or appropriate for current use.

File Extension

The extension element of the filename identifies the file format (encoding convention) of the file, such as "**txt**", "**pdf**" or "**zip**". It has a format of 1-4 alphanumeric characters.

 Unknown macro: 'caption-table'

FileType	Values	Description
sct or der	txt	All RF2 formatted release files are distributed as plain text UTF-8 files with the .txt suffix.
doc	pdf	Portable Document Format is the default format for documents distributed and made available for download in a format suitable for local viewing or printing.
	<other>	Other document formats including plain text (.txt) and HTML (.html) may be used where deemed appropriate. In all cases the file extension (suffix) used should be one of the widely recognized format. Unless there are exceptional requirements, the format should be accessible using freely available software.
res	txt	Most resources should be provided as plain text UTF-8 files with the .txt suffix.
	zip	Where appropriate a resource file, or a collection of such files, may be distributed as zip archive.
	<other>	Other data formats may be used where appropriate.
tls	<any>	No specific statements are made about the file extensions to be used for tooling files. However, in general such tools should be provided in a format that does not compromise system security. In most cases, tools should be provided through an interface such as GitHub and should not be included as part of general releases of the terminology.

3.4 Release Package Contents

This subsection provides illustrated notes on the contents of the [SNOMED CT International release package](#) used to distribute the [SNOMED International Edition](#). Similar folder structures should be present in other [release packages](#). However, the files included may be limited to those required to represent the [components](#) and/or [reference set members](#) in that particular [release package](#).

[Figure 3.4-1](#) shows the overall structure of a release package. The top level folder is named according to the [Release Package Naming Conventions](#). It contains one subfolder for each of the [Release Types](#) (Delta, Full and Snapshot). Each release type folder contains a Terminology folder and a Refset folder. The Refset folders contains separate folders for different groups of reference sets (Content, Language, Map and Metadata).

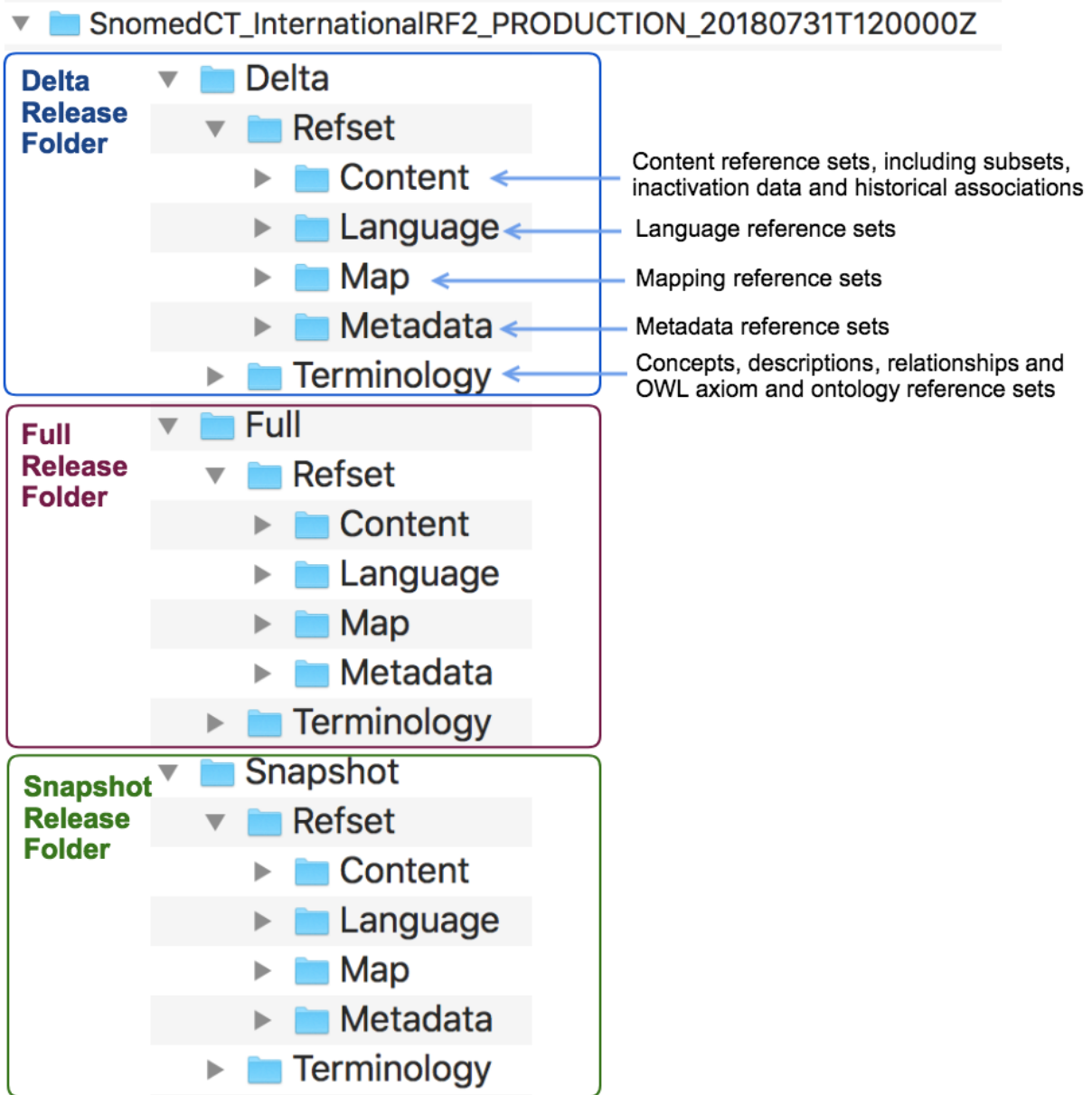


Figure 3.4-1: Release package folder structure

Figure 3.4-2 shows the contents of the Terminology folder. In this case, the files shown are those for the Full release type [1](#). Details of most of these files are shown in section 4 Component Release Files Specification, while the OWL refsets follow the specification of the [OWL Expression Reference Set](#).

⚠ Notes

- The Identifier file contains no data in the International release and can be ignored.
- The Stated Relationship file will be deprecated at the end of a transition period that began in July 2018 and is scheduled to be completed in 2019.

▼ **Terminology**

sct2_Concept_Full_INT_20180731.txt
sct2_Description_Full-en_INT_20180731.txt
sct2_Identifier_Full_INT_20180731.txt
sct2_Relationship_Full_INT_20180731.txt
sct2_sRefset_OWLAxiomFull_INT_20180731.txt
sct2_sRefset_OWLOntologyFull_INT_20180731.txt
sct2_StatedRelationship_Full_INT_20180731.txt
sct2_TextDefinition_Full-en_INT_20180731.txt

Figure 3.4-2: Files in the Full/Terminology folder

Figure 3.4-3 shows the contents of the Refset subfolders. In this case, the files shown are those for the Full release type [2](#). The names of the reference set files correspond to the reference set types and the structure of each reference set type is specified in section [5.2 Reference Set Types](#).

i Other release packages may include different collections of reference sets to support the intended uses of that package. Similarly, subsequent releases of a package may include additional reference set files that support additional functionality.

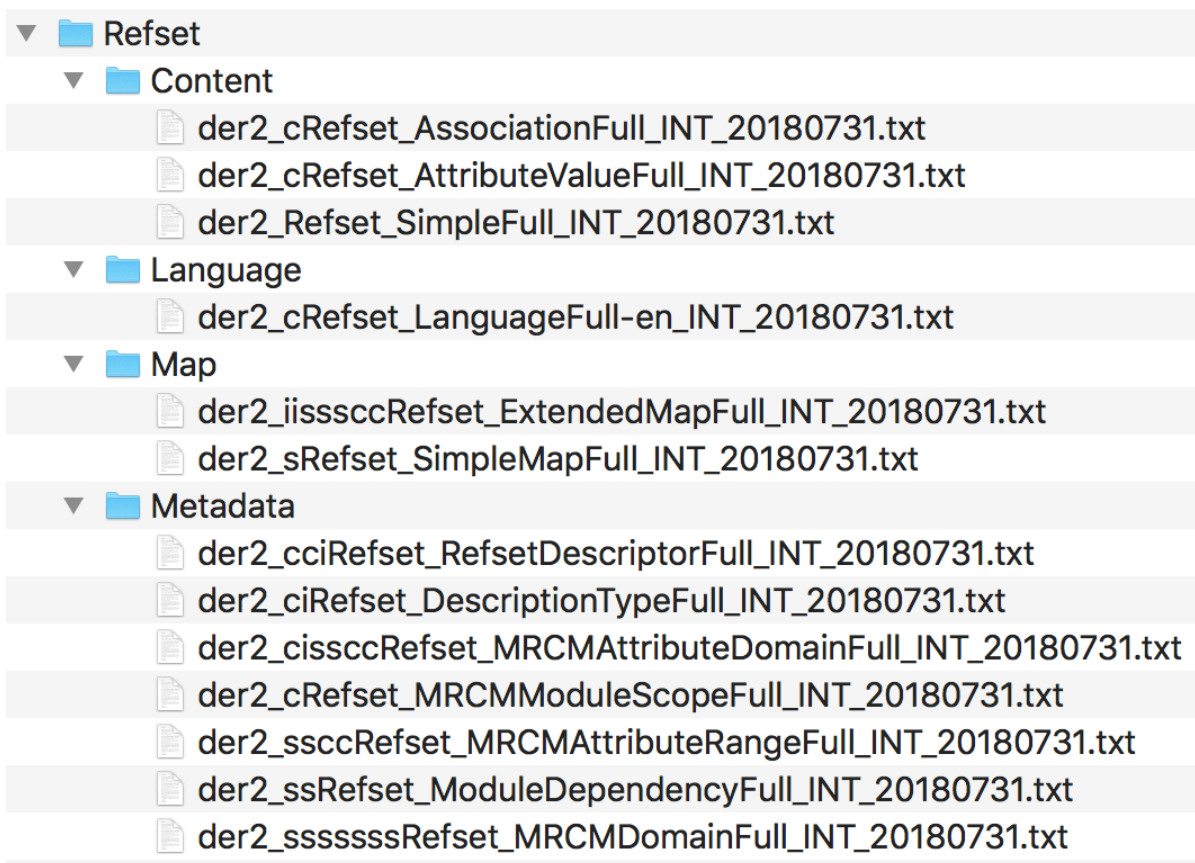


Figure 3.4-3: Files in the Full/Refset folders

-
- ¹ The same file types are present in the other release type Terminology folders. However, the word "Full" in the filenames is replaced by the appropriate release type name ("Snapshot" or "Delta").
- ² The same refset file types are present in the other release type Refset subfolders. However, the word "Full" in the filenames is replaced by the appropriate release type name ("Snapshot" or "Delta").

4 Component Release Files Specification

This guide describes [SNOMED CT Release Format 2 \(RF2\)](#), to be used for official production releases of [SNOMED CT](#). This format is not mandated for internal terminology development usage or as an interchange mechanism between terminology development systems. [RF2](#) provides a format that is flexible, unambiguous and useful. It was designed to strengthen [SNOMED CT](#) by providing a simple and stable format that enables innovation through adaptations to cater for changing requirements¹.

The component release files are defined in the following sections:

- [4.1 Associations Between Release Files](#)
- [4.2 File Format Specifications](#)
- [4.3 Metadata Hierarchy](#)

¹ This specification was developed by harmonizing proposals reviewed by IHTSDO Enhanced Release Format Project Group, including:

- Enhanced Release Format Specification (SNOMED International Proposed Specification , 21 June 2007);
- Reference Set Specification (SNOMED International Proposed Specification , 31 July 2007);
- Alternate Release Format (proposed by NEHTA and their Australian Affiliates).

4.1 Associations Between Release Files

Associations between Component Files

The logical model of [associations](#) between the components in the release files is shown in [Figure 4.1-1](#). The component class represents columns present in all three component files. The individual classes (description, concept and relationship) only show the additional columns present in those files. The colored lines between descriptions and concepts and between relationships and concepts represent the link between the foreign keys (shown in bold) and the id of the concept. These provide the functional connections between components described in this document. The grey lines indicate additional links between columns that are populated with concept identifiers that provide enumerated values.

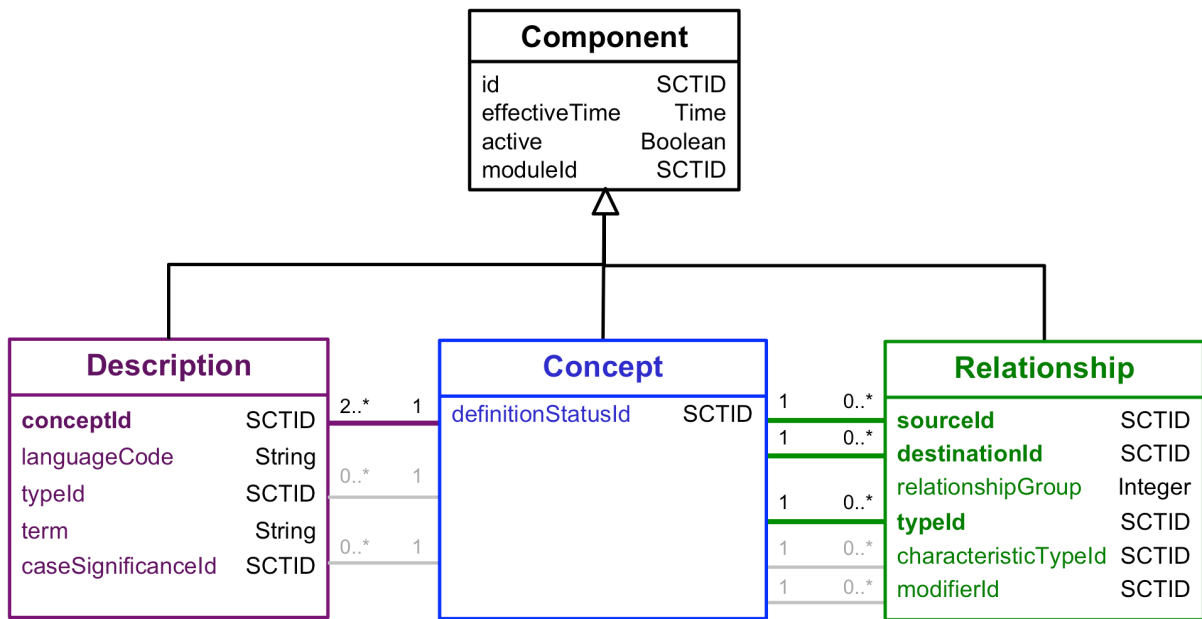


Figure 4.1-1: Logical Relationships Between Component Files

A More Complete View of Release File Associations

Figure 4.1-2 provides an extended view of the associations between release files following changes complete in July 2019 release of SNOMED CT¹. These changes enable SNOMED CT to use enhanced **description logic** features and resulted in a significant change to the way in which the **stated view** of **concept definitions** are represented. However the changes but did not significantly affect the structure and associations between the main component files shown in Figure 4.1-1

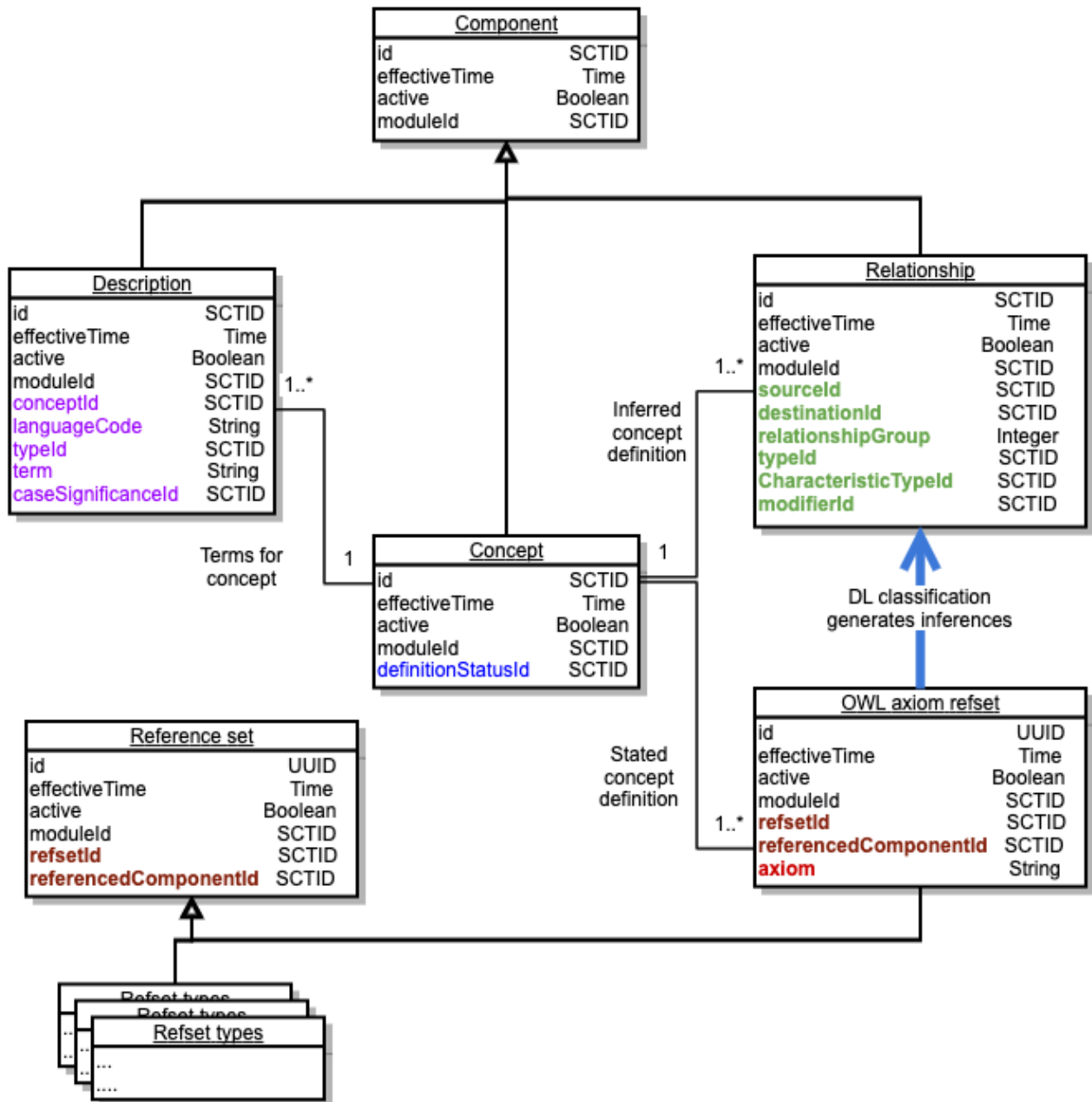


Figure 4.1-2: Associations between SNOMED CT Release Files

Detailed Notes of Release File Associations

Each **concept** is represented by a row in the **Concept** and the concept is identified by the id column in that row. There can be more than one row with the same id but with different effectiveTime values, in which case each of these rows represents a version of that same concept. Thus each row represents a version of a clinical **concept**.

Each **concept** has two or more **descriptions** associated with it:

- At least one [Fully Specified Name](#); and
- At least one [synonym](#).

Each [description](#) is represented by a row in the [description file](#) and is identified by the id column in that row. There can be more than one row with the same id but with different effectiveTime values, in which case each of these rows represents a version of that same description. Thus each row represents a version of a description. Each description applies to one concept to which it is linked by the conceptId. All versions of a description must relate to exactly the same identified concept (i.e. the conceptId must not change between versions).


Each [relationship](#), from a source [concept](#) to a destination [concept](#), is represented by a row in the [relationship file](#). There can be more than one row with the same id but with different effectiveTime values, in which case each of these rows represents a version of that same relationship. Thus each row represents a version of a relationship. The source, destination and type each relationship are identified respectively by the sourceId, destinationId and typeId columns. All versions of a relationship must have the same sourceId, destinationId and typeId. The typeId refers to [concept](#), that is also held within the [concept file](#). The only concepts that can be used as the relationship typeId are 116680003 [|is a|](#) or concepts that are subtypes of 410662002 [|Concept model attribute|](#).

The most basic form of [relationship](#) is the 116680003 [|is a|](#) relationship. This relationship states that one [concept](#) is a subtype of another [concept](#). Each subtype concept is connected to its parent subtype(s) by relationships with the typeId 116680003 [|is a|](#) and this form the main SNOMED CT [hierarchy](#). In this [hierarchy](#), a [childconcept](#) may have more than one parent [concept](#). The root of the [hierarchy](#) is 138875005 [|SNOMED CT Concept|](#), which has a set of top level [children](#), each forming its own [sub-hierarchy](#). [Relationships](#) with typeId values that are subtypes of 410662002 [|Concept model attribute|](#) are referred to as attribute relationship and contribute to the formal definition of the source concept.

[1](#) The associations shown on the page are the results of changes that occurred between July 2018 and July 2019. For documentation file associations before these changes please refer to [Associations Between Release Files Prior to July 2018](#).

4.2 File Format Specifications

- [4.2.1 Concept File Specification](#)
- [4.2.2 Description File Specification](#)
- [4.2.3 Relationship File Specification](#)
- [4.2.4 Identifier File Specification](#)
- [4.2.5 Transitive Closure Files](#)
- [4.2.6 Concrete Value File Specification](#)

 An SQL schema, which represents the content of each of the files specified in the section as a relational table, is provided in the [SNOMED CT - SQL Practical Guide](#)

4.2.1 Concept File Specification

The [Concept File](#) holds the clinical [concepts](#) that make up [SNOMED CT](#). A [concept](#) is given meaning by its [Fully Specified Name](#), which is held in the [Description](#). A [concept](#) may be distinguished from or refined by association with other [concepts](#) using [relationships](#), which are held in the [Relationship](#).

Table 4.2.1-1: Concept file - Detailed Specification

Field	Data type	Purpose	Mutable	Part of Primary Key
id	SCTID	Uniquely identifies the concept .	NO	YES (Full/Snapshot)
effectiveTime	Time	Specifies the inclusive date at which the component version's state became the then current valid state of the component. Note: In distribution files the effectiveTime should follow the short ISO date format (<i>YYYYMM DD</i>) and should not include the hours, minutes, seconds or timezone indicator.	YES	YES (Full) Optional (Snapshot)
active	Boolean	Specifies whether the concept was active or inactive from the nominal release date specified by the effectiveTime .	YES	NO
moduleId	SCTID	Identifies the concept version's module. Set to a descendant of 900000000000443000 Module within the metadata hierarchy .	YES	NO
definitionStatusId	SCTID	Specifies if the concept version is primitive or defined . Set to a descendant of 900000000000444006 Definition status in the metadata hierarchy .	YES	NO

Only one [concept](#) record with the same id field is current at any point in time. The current record will be the one with the most recent [effectiveTime](#) before or equal to the date under consideration. If the [active](#) field of this record is false ('0'), then the [concept](#) is [inactive](#) at that point in time.

When a [concept](#) is made [inactive](#), the following operations take place:

- A new row is added to the [Concepts](#) file for the [concept](#), with the [active](#) flag set to [inactive](#) and the [definitionStatusId](#) set to [primitive](#);
- All [relationships](#) that have as source the [concept](#) to be inactivated will themselves be inactivated by adding a new row to the [Relationship](#) for each [relationship](#), with the [active](#) flag set to [inactive](#);
- All [active descriptions](#) associated with the [concept](#) will remain unchanged unless incorrect for the [concept](#);
- Rows will be added as needed to the [Historical Association Reference Sets](#), to model associations from the [inactive concept](#) to other [concepts](#);

- [Active descriptions](#) that are still associated with the [inactive concept](#) will be added to the 900000000000490003 |Description inactivation indicator reference set|, with an associated value of 900000000000495008 |Concept non-current|

Related Links

- [3.1.1. Concepts](#)
- [Appendix C. Unicode UTF-8 encoding](#)
- [Concept](#)
- [2.1 High Level Logical Model of SNOMED CT](#)

4.2.2 Description File Specification

The [Description](#) holds [descriptions](#) that describe [SNOMED CT concepts](#). A [description](#) is used to give meaning to a [concept](#) and provide well-understood and standard ways of referring to a [concept](#).

Table 4.2.2-1: Description file - Detailed Specification

Field	Data type	Purpose	Mutable	Part of Primary Key
id	SCTID	Uniquely identifies the description .	NO	YES (Full/Snapshot)
effectiveTime	Time	Specifies the inclusive date at which the component version's state became the then current valid state of the component Note : In distribution files the effectiveTime should follow the short ISO date format (<i>YYYYMM DD</i>) and should not include the hours, minutes, seconds or timezone indicator.	YES	YES (Full) Optional (Snapshot)
active	Boolean	Specifies whether the state of the description was active or inactive from the nominal release date specified by the effectiveTime .	YES	NO
moduleId	SCTID	Identifies the description version's module. Set to a child of 900000000000443000 Module within the metadata hierarchy .	YES	NO
conceptId	SCTID	Identifies the concept to which this description applies. Set to the identifier of a concept in the 138875005 SNOMED CT Concept hierarchy within the Concept . Note that a specific version of a description is not directly bound to a specific version of the concept to which it applies. Which version of a description applies to a concept depends on its effectiveTime and the point in time at which it is accessed.	NO	NO
languageCode	String	Specifies the language of the description text using the two character ISO-639-1 code. Note that this specifies a language level only, not a dialect or country code.	NO	NO
typeId	SCTID	Identifies whether the description is fully specified name a synonym or other description type. This field is set to a child of 900000000000446008 Description type in the Metadata hierarchy .	NO	NO
term	String	The description version's text value, represented in UTF-8 encoding.	YES	NO

caseSignificancel	SCTID	Identifies the concept enumeration value that represents the case significance of this description version. For example, the term may be completely case sensitive, case insensitive or initial letter case insensitive. This field will be set to a child of 900000000000447004 Case significance within the metadata hierarchy .	YES	NO
-------------------	-------	--	-----	----

Only one [description](#) record with the same id field will be current at any point in time. The current record will be the one with the most recent [effectiveTime](#) before or equal to the point in time under consideration.

If the [active](#) field of this record is false ('0'), then the [description](#) is [inactive](#) at that point in time. If the [active](#) field is true ('1'), then the [description](#) is associated with the [concept](#) identified by the [conceptId](#) field.

The [conceptId](#) field, the [languageCode](#) field and the [typeId](#) field will not change between two rows with the same id, in other words they are immutable. Where a change is required to one of these fields, then the component will be inactivated (by appending a row with the same id and the [active](#) field set to false) and a another row will be added representing a new component with a new id. Only limited changes may be made to the [term](#) field, as defined by editorial rules.

Each [concept](#) will have at least one [active description](#) with a [typeId](#) of 90000000000013009 |[synonym](#)|and at least one [active description](#) with a [typeId](#) of 90000000000003001 |[Fully specified name](#)|.

Where a [concept](#) only has one [active description](#) with a [typeId](#) of 90000000000003001 |[Fully specified name](#)|across all [language](#) codes within a release, then that [Description](#) can be taken as the [Fully Specified Name](#) for all [languages](#) and [dialects](#), and need not be explicitly included in every [languageReference set](#) associated with that release.

The [term](#) field will be restricted as follows:

- to an overall maximum length of 32Kb;
- to a maximum length, configurable for each [description type](#) as defined in the 900000000000538005 |[Description format reference set](#)|member associated with that [description type](#)- see the [Description Format Reference Set](#) specifications document for more details.
- The 900000000000538005 |[Description format reference set](#)|also defined the format of the [term](#) field (plain text, limited HTML, XHTML) for each [description type](#).
- Control characters (including TABs, CRs and LFs) will not appear in 900000000000540000 |[Plain text](#)|or 900000000000541001 |[Limited HTML](#)| format types.

Related Links

- [3.1.2. Descriptions and Terms](#)
- [5.2.4.3 Description Format Reference Set](#)
- [Appendix C. Unicode UTF-8 encoding](#)
- [Description](#)



4.2.3 Relationship File Specification


The [Relationship file](#) holds one [relationship](#) per row. Each [relationship](#) is of a particular type, and has a source [concept](#) and a destination [concept](#). An example of a [relationship](#) is given below: 371883000 |Outpatient procedure| 116680003 |Is a| 71388002 |Procedure|where:

- 371883000 |Outpatient procedure|is the source [concept](#);
- 116680003 |Is a|is the [relationship type](#)[concept](#)and;
- 71388002 |Procedure|is the destination [concept](#).

Table 4.2.3-1: Relationship file - Detailed specification

Field	Data type	Purpose	Mutable	Part of Primary Key
id	SCTID	Uniquely identifies the relationship .	NO	YES (Full/Snapshot)
effectiveTime	Time	Specifies the inclusive date at which the component version's state became the then current valid state of the component. Note : In distribution files the effectiveTime should follow the short ISO date format (<i>YYYYMM DD</i>) and should not include the hours, minutes, seconds or timezone indicator.	YES	YES (Full) Optional (Snapshot)
active	Boolean	Specifies whether the state of the relationship was active or inactive from the nominal release date specified by the effectiveTime field.	YES	NO
moduleId	SCTID	Identifies the relationship version's module. Set to a child of 900000000000443000 Module within the metadata hierarchy .	YES	NO
sourceId	SCTID	Identifies the source concept of the relationship version. That is the concept defined by this relationship . Set to the identifier of a concept .	NO	NO

<p>destinationId</p>	<p>SCTID</p>	<p>Identifies the concept that is the destination of the relationship version.</p> <p>That is the concept representing the value of the attribute represented by the typeld column.</p> <p>Set to the identifier of a concept.</p> <p>Note that the values that can be applied to particular attributes are formally defined by the</p> <div data-bbox="501 535 1187 640" style="border: 1px solid #ccc; background-color: #ffe6e6; padding: 5px;"> <p>Error rendering macro 'sp-nobody-link'</p> <p> Conversion context did not contain original content entity.</p> </div>	<p>NO</p>	<p>NO</p>
<p>relationshipGroup</p>	<p>Integer</p>	<p>Groups together relationship versions that are part of a logically associated relationshipGroup. All active Relationship records with the same relationshipGroup number and sourceId are grouped in this way.</p>	<p>YES</p>	<p>NO</p>
<p>typeld</p>	<p>SCTID</p>	<p>Identifies the concept that represent the defining attribute (or relationship type) represented by this relationship version.</p> <p>That is the concept representing the value of the attribute represented by the typeld column.</p> <p>Set to the identifier of a concept. The concept identified must be either 116680003 is a or a subtype of 410662002 Concept model attribute . The concepts that can be used as in the typeld column are formally defined as follows:</p> <div data-bbox="501 1178 1158 1279" style="border: 1px solid #ccc; padding: 5px; margin: 10px 0;"> <p>116680003 is a OR < 410662002 concept model attribute </p> </div> <p>Note that the attributes that can be applied to particular concepts are formally defined by the</p> <div data-bbox="501 1352 1187 1458" style="border: 1px solid #ccc; background-color: #ffe6e6; padding: 5px;"> <p>Error rendering macro 'sp-nobody-link'</p> <p> Conversion context did not contain original content entity.</p> </div>	<p>NO</p>	<p>NO</p>
<p>characteristicTypeId</p>	<p>SCTID</p>	<p>A concept enumeration value that identifies the characteristic type of the relationship version (i.e. whether the relationship version is defining, qualifying, etc.) This field is set to a descendant of 900000000000449001 Characteristic type in the metadata hierarchy.</p>	<p>YES</p>	<p>NO</p>

modifierId	SCTID	<p>A concept enumeration value that identifies the type of Description Logic (DL) restriction (some, all, etc.). Set to a child of 900000000000450001 Modifier in the metadata hierarchy.</p> <p>Currently the only value used in this column is 900000000000451002 Some and thus in practical terms this column can be ignored. For further clarification please see</p> <p>Error rendering macro 'sp-nobody-link'</p> <p> Conversion context did not contain original content entity.</p>	YES	NO
------------	-------	---	-----	----

Only one [relationship](#) record with the same id field will be current at any point in time. The current record will be the one with the most recent effectiveTime before or equal to the point in time under consideration.

If the [active](#) field of this record is false ('0'), then the [relationship](#) is [inactive](#) at that point in time. If the [active](#) field is true ('1'), then there is a [relationship](#) between the [SNOMED CT concepts](#) identified by [sourceId](#) and [destinationId](#).

The [sourceId](#), [destinationId](#), [relationshipGroup](#), [typedId](#), [characteristicTypeId](#) and [modifierId](#) will not change between two rows with the same id, in other words they are immutable. Where a change is required to one of these fields, then the current row will be de-activated (by appending a row with the same id and the [active](#) field set to false) and a new row with a new id will be appended.

The [relationshipGroup](#) field is used to group [relationships](#) with the same [sourceId](#) field into one or more logical sets. A [relationship](#) with a [relationshipGroup](#) field value of '0' is considered not to be grouped. All [relationships](#) with the same [sourceId](#) and non-zero [relationshipGroup](#) are considered to be logically grouped.

The [relationshipGroup](#) field will be an unsigned [Integer](#), and will not be limited to a single digit value. There is no guarantee that they will be assigned sequentially, and the values will not be unique across [concepts](#).

Related Links

- [SNOMED CT Machine Readable Concept Model](#).
- [3.1.3. Relationships](#)
- [Appendix C. Unicode UTF-8 encoding](#)
- [Relationship](#)

4.2.4 Identifier File Specification

Important Note

The Identifier File does not contain any data in the SNOMED CT International Release

The file structure is documented here only as a point of reference for others who may be using the files in an extension release.

This file provides a standardized way of associating alternative [Identifiers](#) from various schemes with [SNOMED CT components](#).

At any point in time, an alternative [Identifier](#) within a particular scheme will be associated with one and only one [SNOMED CT component](#). A [SNOMED CT component](#) may be associated with zero or more alternative [Identifiers](#) within a single scheme.

It is important to note that the [SNOMED CT component](#) and its alternative [Identifiers](#) all identify precisely the same real-world object.

Note: The Identifier file is not currently used in the [SNOMED CT International Release](#) as use of the more flexible [Simple map type references set](#) structure is preferred for links to alternative codes. The only known current use of this file is for internal identification of components during the content development process.

Table 4.2.4-1: Identifier file - Detailed Specification

Field	Data type	Purpose	Mutable	Part of Primary Key
identifierSchemeId	SCTID	Identifier of the concept enumeration value from the Metadata hierarchy that represents the scheme to which the Identifier value belongs. Set to a descendant of 900000000000453004 Identifier scheme within the metadata hierarchy .	NO	YES (Full/Snapshot)
alternateIdentifier	String	String representation of the alternative Identifier in its native scheme.	NO	YES (Full/Snapshot)
effectiveTime	Time	Specifies the inclusive date at which the alternative Identifier was associated with the SNOMED CT component .	YES	YES (Full) Optional (Snapshot)
active	Boolean	Specifies whether the association was active or inactive from the point in time specified by the effectiveTime .	YES	NO

moduleId	SCTID	Identifies the source module that this association was created in. Set to a child of 900000000000443000 Module within the metadata hierarchy .	YES	NO
referencedComponentId	SCTID	Uniquely identifies the SNOMED CT component with which the alternative Identifier is associated.	NO	NO

Only one record with the same [identifierSchemeId](#) and [alternateIdentifier](#) fields will be current at any point in time. The current record will be the one with the most recent effectiveTime before or equal to the point in time under consideration.

If the [active](#) field of this record is false ('0'), then the association is [inactive](#) at that point in time. If the [active](#) field is true ('1'), then there is an identity at that point in time between the [referencedComponentId](#) (a [SNOMED CT component](#)) and the [alternateIdentifier](#) in the scheme identified by [identifierSchemeId](#).

4.2.5 Transitive Closure Files

Important Note

Transitive Closure Files are not distributed in the SNOMED CT International Release

The file structures documented here are points of reference for those generating transitive closure table from release data. SNOMED International provides a script file that can be used to generate the Snapshot Transitive Closure file from the snapshot Relationship File.

The [Transitive Closure](#) is the complete set of [relationships](#) between every [concept](#) and each of its super-type [concepts](#), in other words both its parents and [ancestors](#).

A transitive closure table is one of the most efficient ways to test for [subsumption between concepts](#).

Snapshot Transitive Closure File

SNOMED International provides an example of a [Transitive Closure Perl script file \(click to download\)](#) that can be used to generating a snapshot view of the transitive closure from the snapshot release of the [Relationship](#). The output of this script conforms to the following following file structure. Note that the primary key for this table consists of both columns.

Table 4.2.5-1: Transitive Closure File - Detailed Specification

Field	Data type	Purpose	Part of Primary Key
subtypeld	SCTID	Id of the concept playing the subtype role. Set to an Identifier of a concept .	YES
supertypeld	SCTID	Id of the concept playing the supertype role. Set to an Identifier of a concept .	YES

Versioned Transitive Closure

A versioned view of the [Transitive Closure](#) can also be generated by combining the snapshot views for different effective times and removing redundant rows (e.g. where the transitive closure has not changed between release versions). The generated file could then be represented using the example specification below. Note that the unique key for this file would consist of the **subtypeld**, **supertypeld** and **effectiveTime**.

Table 4.2.5-2: Versioned Transitive Closure File - Example Specification

Field	Data type	Purpose	Part of Primary Key
subtypeld	SCTID	Id of the concept playing the subtype role. Set to an Identifier of a concept .	YES
supertypeld	SCTID	Id of the concept playing the supertype role. Set to an Identifier of a concept .	YES
effectiveTime	Time	Specifies the inclusive date at which the transitive closure record was added or changed its active state.	YES
active	Boolean	Specifies whether at the transitive closure represented by the subtypeld and supertypeld became valid (active) or invalid (inactive) from the point in time specified by the effectiveTime .	NO

Related Links

- [7.5.2 Transitive closure implementation](#)

4.2.6 Concrete Value File Specification

The **Concrete Value** file holds one **relationship** per row. Each **relationship** is of a particular type, and has a source **concept** and a **value**. An example of a **relationship** taking a concrete value is given below:


322236009 |Product containing precisely paracetamol 500 milligram/1 each conventional release oral tablet (clinical drug)| 1142135004 |Has presentation strength numerator value (attribute)| #500 where:

- 322236009 |Product containing precisely paracetamol 500 milligram/1 each conventional release oral tablet (clinical drug)| is the source **concept**;
- 732944001 |Has presentation strength numerator value (attribute)| is the **relationship type concept** and;
- #500 is the **value**

Table 4.2.6-1: Concrete Value file - Detailed specification

Field	Data type	Purpose	Mutable	Part of Primary Key
id	SCTID	Uniquely identifies the relationship .	NO	YES (Full/ Snaps hot)
effectiveTime	Time	Specifies the inclusive date at which the component version's state became the then current valid state of the component. Note : In distribution files the effectiveTime should follow the short ISO date format (<i>YYYYMM DD</i>) and should not include the hours, minutes, seconds or timezone indicator.	YES	YES (Full) Optional (Snaps hot)
active	Boolean	Specifies whether the state of the relationship was active or inactive from the nominal release date specified by the effectiveTime field.	YES	NO
moduleId	SCTID	Identifies the relationship version's module. Set to a child of 900000000000443000 Module within the metadata hierarchy .	YES	NO
sourceId	SCTID	Identifies the source concept of the relationship version. That is the concept defined by this relationship . Set to the identifier of a concept .	NO	NO

value	<p>Error rendering macro 'sp-plaintextbody-link'</p> <p>Conversion context did not contain original content entity.</p>	<p>Identifies the concrete value that is related to the relationship version.</p> <p>This could be an Integer, Decimal or String. Numbers are prefixed with a # (hash) symbol. Strings are surrounded with " (double quote) with double quotes inside the string escaped using \ (backslash).</p> <p>Note that the values that can be applied to particular attributes are formally defined by the</p> <p>Error rendering macro 'sp-nobody-link'</p> <p>Conversion context did not contain original content entity.</p>	NO	NO
relationshipGroup	Integer	<p>Groups together relationship versions that are part of a logically associated relationshipGroup. All active Relationship records with the same relationshipGroup number and sourceId are grouped in this way.</p>	YES	NO
typeld	SCTID	<p>Identifies the concept that represent the defining attribute (or relationship type) represented by this relationship version.</p> <p>That is the concept representing the value of the attribute represented by the typeld column.</p> <p>Set to the identifier of a concept. The concept identified must be a subtype of 4762706009 Concept model data attribute (attribute) . The concepts that can be used as in the typeld column of the Concrete Value file are formally defined as follows:</p> <div data-bbox="576 1205 1174 1305" style="border: 1px solid black; padding: 5px; margin: 10px 0;"> <p>< 762706009 Concept model data attribute (attribute) </p> </div> <p>Note that the attributes that can be applied to particular concepts are formally defined by the</p> <p>Error rendering macro 'sp-nobody-link'</p> <p>Conversion context did not contain original content entity.</p>	NO	NO
characteristicTypeld	SCTID	<p>A concept enumeration value that identifies the characteristic type of the relationship version (i.e. whether the relationship version is defining, qualifying, etc.) This field is set to a descendant of 9000000000000449001 Characteristic type in the metadata hierarchy.</p>	YES	NO

modifierId	SCTID	<p>A concept enumeration value that identifies the type of Description Logic (DL) restriction (some, all, etc.). Set to a child of 900000000000450001 Modifier in the metadata hierarchy.</p> <p>Currently the only value used in this column is 900000000000451002 Some and thus in practical terms this column can be ignored. For further clarification please see</p> <div style="border: 1px solid #f08080; padding: 5px; background-color: #fff9e6;"> <p>Error rendering macro 'sp-nobody-link'</p> <p> Conversion context did not contain original content entity.</p> </div>	YES	NO
------------	-------	--	-----	----

In general, the rules and behaviour of the Concrete Value file is identical to that of the Relationship file, with the destinationId column replaced with a value column.

Only one [relationship](#) record with the same id field will be current at any point in time. The current record will be the one with the most recent effectiveTime before or equal to the point in time under consideration.

If the [active](#) field of this record is false ('0'), then the [relationship](#) is [inactive](#) at that point in time. If the [active](#) field is true ('1'), then there is a [relationship](#) between the [SNOMED CT concepts](#) identified by [sourceId](#) and value.

The [sourceId](#), [typeId](#), value, [relationshipGroup](#), characteristicTypeId and [modifierId](#) will not change between two rows with the same id. In other words, they are immutable. Where a change is required to one of these fields, then the current row will be de-activated (by appending a row with the same id and the [active](#) field set to false) and a new row with a new id will be appended. The [relationshipGroup](#) field is used to group [relationships](#) with the same [sourceId](#) field into one or more logical sets. A [relationship](#) with a [relationshipGroup](#) field value of '0' is considered not to be grouped. All [relationships](#) with the same [sourceId](#) and non-zero [relationshipGroup](#) are considered to be logically grouped.

The [relationshipGroup](#) field will be an unsigned [Integer](#), and will not be limited to a single digit value. There is no guarantee that they will be assigned sequentially, and the values will not be unique across [concepts](#).

The value field is restricted to 4096 (4K) characters in length.

Related Links

- [SNOMED CT Machine Readable Concept Model](#).
- [3.1.3. Relationships](#)
- [Appendix C. Unicode UTF-8 encoding](#)
- [Relationship](#)

4.3 Metadata Hierarchy

As the [release file](#) formats contain a number of [concept](#) enumerations, it is necessary to define sets of [concepts](#) that represent the allowed values. As well as the enumerated values, other metadata supporting the extensibility mechanism and the [concept model](#) is required.

The [concept](#) [900000000000441003 |SNOMED CT Model Component \(metadata\)|](#) is a [subtype](#) of the [root concept](#) ([138875005 |SNOMED CT Concept|](#)), and contains the metadata, supporting the release.

The [subtypes](#) of [900000000000441003 |SNOMED CT Model Component \(metadata\)|](#) are described in the following table and the top three levels of the hierarchy are shown in the figure below this.

Table 4.3-1: SNOMED CT Model Component (metadata) (900000000000441003)

Id	Term	Comment
106237007 Linkage concept (linkage concept)	106237007 Linkage concept (linkage concept)	<p>Concepts that specify</p> <ul style="list-style-type: none"> • Semantic Relationships between concepts (246061005 Attribute); and • Asserted associations between statements in a record (416698001 Link assertion)
370136006 Namespace concept (namespace concept)	370136006 Namespace concept (namespace concept)	Concepts that specify the Extension Namespaces allocated by the SNOMED International .
900000000000442005 Core metadata concept (core metadata concept)	900000000000442005 Core metadata concept (core metadata concept)	Concepts that are referenced from enumerated fields within the International Release files (the Concept , Description , Relationship , Identifier).
900000000000454005 Foundation metadata concept (foundation metadata concept)	900000000000454005 Foundation metadata concept (foundation metadata concept)	The metadata that supports the extensibility mechanism, and is discussed in more detail in the Reference Sets Guide .

Table 4.3-2: SNOMED CT Metadata Hierarchy (2018-01-31) - Core metadata concepts (top 3 levels only)

900000000000441003	SNOMED CT Model Component
900000000000442005	Core metadata concept
900000000000447004	Case significance
900000000000448009	Case insensitive
900000000000017005	Case sensitive
900000000000020002	Initial character case insensitive
900000000000449001	Characteristic type
900000000000227009	Additional relationship
900000000000006009	Defining relationship
900000000000225001	Qualifying relationship
900000000000444006	Definition status
900000000000073002	Defined
900000000000074008	Primitive
900000000000446008	Description type
900000000000550004	Definition
900000000000003001	Fully specified name
900000000000013009	Synonym
900000000000453004	Identifier scheme
900000000000294009	SNOMED CT integer ID
900000000000002006	SNOMED CT UUID
900000000000450001	Modifier
900000000000452009	All
900000000000451002	Some
900000000000443000	Module
900000000000445007	IHTSDO maintained module
466707005	SNOMED CT Medical Devices module
900000000000454005	Foundation metadata concept ... (see next table)

Table 4.3-3: SNOMED CT Metadata Hierarchy (2018-01-31) - Foundation metadata concepts (top 3 levels only - some long lists replaced by ...)

900000000000441003	SNOMED CT Model Component
900000000000442005	Core metadata concept ... (see previous table)
900000000000454005	Foundation metadata concept
900000000000455006	Reference set
900000000000516008	Annotation type
900000000000521006	Association type
900000000000480006	Attribute value type
705109006	Code to expression type reference set
447250001	Complex map type reference set
609430003	Concept model reference set
900000000000538005	Description format
733614007	Expansion history reference set
609331003	Extended map type reference set
733613001	Intensional definition reference set
900000000000506000	Language type
705111002	Map correlation and origin type reference set
900000000000534007	Module dependency
723564002	MRCM reference set
733618005	Ordered association type reference set
733619002	Ordered component type reference set
447258008	Ordered type reference set
900000000000512005	Query specification type
900000000000456007	Reference set descriptor
900000000000496009	Simple map
446609009	Simple type reference set
900000000000457003	Reference set attribute
447257003	"Linked to" reference set attribute
900000000000511003	Acceptability
...	
723569007	Template
106237007	Linkage concept
246061005	Attribute
410663007	Concept history attribute
410662002	Concept model attribute
116680003	Is a
408739003	Unapproved attribute
416698001	Link assertion
417151001	Has explanation
...	
416872009	Is etiology for
417318003	Is manifestation of
370136006	Namespace concept
373872000	Core Namespace
370137002	Extension Namespace 1000000

...
713754005 |Extension Namespace 1000999|

5 Reference Set Release Files Specification

This section of the SNOMED CT Release Files Specification provides details of the structure and content of [reference set](#) files distributed by SNOMED International as part of the SNOMED CT International Release. This is also the standard format in which producers of [SNOMED CT extension](#) are required to distribute any [reference sets](#) that they produce to their sublicensees¹.

[Reference set](#) data structures provide a generic mechanism for configuration and extensibility of SNOMED CT to a wide range of different requirements. Reference sets act as building blocks that provide a common foundation that enables those developing SNOMED CT [extensions](#) to customize the way their users interact with [SNOMED CT](#). The flexibility offered by [reference sets](#) also enables adaptation of existing system to support changing requirements.

The reference set file formats are formally defined in following subsections.

- [5.1 General Features of Reference Sets](#)
- [5.2 Reference Set Types](#)

¹ The files specified by this section form part of SNOMED CT Release Format 2 (RF2) - the standard release format for SNOMED CT since 2012. RF2 is a flexible, simple stable format with support for robust versioning. It enables innovation through adaptations to cater for changing requirements. This format is only mandated as the standard distribution format for SNOMED CT International and SNOMED CT Extensions. Internal representations of SNOMED CT resources within an application may vary provided such representations faithfully retain the information represented in the release files.

5.1 General Features of Reference Sets

This section provides summary information on the general features of [reference sets](#). Section [5.2 Reference Set Types](#) build on this providing detailed specifications of each of the internationally defined reference sets. However, for more detail of the purposes for which reference sets can be used and the ways in which the design of different reference set types meet practical requirements, please see the [Practical Guide to Reference Sets](#).

- [5.1.1 Basic Reference Set Member File Format](#)
- [5.1.2. Extending the Basic Reference Set Member File Format](#)
- [5.1.3 Naming Conventions for Reference Sets](#)
- [5.1.4 Metadata Supporting Reference Sets](#)

5.1.1 Basic Reference Set Member File Format

The basic [reference set](#) data structure consists of the following fields:

Table 5.1.1-1: Basic Reference Set Data Structure

Field	Data type	Purpose	Mutable	Part of Primary Key

id	UUID	A 128 bit unsigned Integer , uniquely identifying this reference set member . Different versions of a reference set member share the same id but have different effectiveTime . This allows a reference set member to be modified or made inactive (i.e. removed from the active set) at a specified time.	NO	YES (Full / Snapshots)
effectiveTime	Time	The inclusive date or time at which this version of the identified reference set member became the current version. Note : In distribution files the effectiveTime should follow the short ISO date format (YYYYMM DD) and should not include the hours, minutes, seconds or timezone indicator. The current version of this reference set member at time <i>T</i> is the version with the most recent effectiveTime prior to or equal to time <i>T</i> .	YES	YES (Full) Optional (Snapshot)
active	Boolean	The state of the identified reference set member as at the specified effectiveTime . If active = 1 (true) the reference set member is part of the current version of the set, if active = 0 (false) the reference set member is not part of the current version of the set.	YES	NO
moduleId	SCTID	Identifies the SNOMED CT module that contains this reference set member as at the specified effectiveTime . The value must be a subtype of 900000000000443000 Module (core metadata concept) within the metadata hierarchy .	YES	NO
refsetId	SCTID	Identifies the reference set to which this reference set member belongs.	NO	NO
referencedComponentId	SCTID	A reference to the SNOMED CT component to be included in the reference set .	NO	NO
Zero or more other fields dependent on reference set type	SCTID, String, or Integer	Optional field(s) serving purposes specific to the reference set type. For details see Error rendering macro 'sp-nobody-link' Conversion context did not contain original content entity. .	YES	NO

Each [reference set](#) is identified and named by a [concept](#) in the [metadata hierarchy](#). Therefore the reference set is identified by a concept identifier (an [SCTID](#)).

Each row in a reference set file represents a [reference set member](#).

- Individual reference set members are uniquely identified by a identifier represented as a [UUID](#).
- Each reference set member belongs to a single reference set, and it is linked to that reference set by the [refsetId](#) field.

- Each reference set member is also associated with a single referenced component by its [referencedComponentId](#) field. The referenced component may be a [concept](#), [description](#), [relationship](#). If the referenced component is a concept that identifies another reference set, that reference set may be considered to be the target of the reference.
- Like [components](#), reference set members can be versioned to inactivate or change the status of the member. So there may be several rows in a [full release](#) file and in this case the one with the most recent effectiveTime before or equal to the point in time under consideration represents state of that reference set member. If the [active](#) field of this row is false ('0'), then the reference set member is [inactive](#) at that point in time, which means that component it refers to is not a member of the reference set. If the [active](#) field is true ('1'), then the component referenced by the [referencedComponentId](#) field is deemed to be a member of the [reference set](#).

The [refsetId](#) and [referencedComponentId](#) fields will not change between two rows with the same id, in other words they are immutable. Where a change is required to one of these fields, the current row will be inactivated (by appending a row with the same id and the [active](#) field set to false). Another row with a new id will be appended to reference another component.

A component may belong to any number of [reference sets](#). A component may also be referenced by more than one member of the same [reference set](#). This is not useful in the case of a simple reference set but is relevant for some reference sets. For example, a SNOMED CT concept may map to or from more than one codes in another code system.

5.1.2. Extending the Basic Reference Set Member File Format

The basic [reference set](#) file structure enables representation of subsets of SNOMED CT components. However, the reference set format is extensible, allowing it to be used for a wide range of other purposes. For more details about the requirements that reference sets can address please see the [Practical Guide to Reference Sets](#).

The basic reference set structure can be extended by adding one or more fields. Each of these fields will hold additional specific values related to each member. Three general data types are supported in the additional columns. These are

- [Integer](#)
- [String](#) and
- [Component](#) (a reference to a [SNOMED CT component](#))

Finer grained interpretation of these data types can also be specified using a special metadata [reference set](#) known as the [900000000000456007 |Reference set descriptor|](#).

The [reference Set](#) patterns that are supported as part of the [International Edition](#) are documented in [5.2 Reference Set Types](#). Additional [reference set](#) patterns can also be created as part of an extension to support additional use case (see [5.1.2. Extending the Basic Reference Set Member File Format](#)).

5.1.3 Naming Conventions for Reference Sets

National Release Centres and others may create additional [reference sets](#). A [namespace](#) is required to create a new [reference set](#), as each [reference set](#) is defined by a [concept](#). The [concept's FSN](#) and a [synonym](#) are used to name the [reference set](#). Where a new [reference set](#) is created against an existing pattern, then the following naming convention should be used (where the text "*Specific name*" is to be replaced by the specific name of the [reference set](#)).

Attribute Value Reference Set

- FSN = *Specific name* attribute value reference set (foundation metadata concept)
- PT = *Specific name* attribute value map

Language Reference Set

For a Language:

- FSN = *Language name* [International Organization for Standardization 639-1 code *Language code*] language reference set (foundation metadata concept)
 - Example: 900000000000507009 English [International Organization for Standardization 639-1 code en]
- PT = *Language name*
 - Example: 900000000000507009 |English|

For a Dialect:

- FSN = *Dialect name Language name* language reference set (foundation metadata concept)
 - Example: 900000000000508004 English [International Organization for Standardization 639-1 code en]
- PT = *Dialect code Language name*
 - Example: 900000000000508004 |GB English|

Annotation Reference Set

- FSN = *Specific name* annotation reference set (foundation metadata concept)
- PT = *Specific name* annotation reference set

Association Reference Set

- FSN = *Specific name* association reference set (foundation metadata concept)
- PT = *Specific name* association reference set

5.1.4 Metadata Supporting Reference Sets

Reference sets types are identified by concepts that are subtypes of the metadata concept 900000000000455006 |reference set|. Individual reference sets of a particular type are identified and named by concepts that are subtype descendants of the concept that identifies the reference set type.

Table 5.1.4-1: Reference Set Types in the Metadata Hierarchy (2018-01-31)

900000000000455006	Reference set
900000000000516008	Annotation type
900000000000521006	Association type
900000000000480006	Attribute value type
705109006	Code to expression type reference set
447250001	Complex map type reference set
609430003	Concept model reference set
900000000000538005	Description format
733614007	Expansion history reference set
609331003	Extended map type reference set
733613001	Intensional definition reference set
900000000000506000	Language type
705111002	Map correlation and origin type reference set
900000000000534007	Module dependency
723564002	MRCM reference set
733618005	Ordered association type reference set
733619002	Ordered component type reference set
447258008	Ordered type reference set
900000000000512005	Query specification type
900000000000456007	Reference set descriptor
900000000000496009	Simple map
446609009	Simple type reference set

Other concepts within the metadata hierarchy are used to name additional attributes within particular types of reference sets and to provide values for those attributes.

Table 5.1.4-2: Reference Set Attributes in Metadata Hierarchy (2018-01-31) (some omitted)

900000000000457003	Reference set attribute
447257003	"Linked to" reference set attribute
900000000000511003	Acceptability
900000000000518009	Annotated component
900000000000519001	Annotation
900000000000532006	Association source component
900000000000533001	Association target component
900000000000458008	Attribute description
900000000000479008	Attribute order
723576002	Attribute rule
900000000000459000	Attribute type
900000000000491004	Attribute value
733616009	Authoring substrate
723571007	Cardinality
609431004	Concept model domain
609432006	Concept model range
609642003	Concept model relationship type
723573005	Concept model rule strength
723574004	Content type
900000000000535008	Dependency target
900000000000539002	Description format
900000000000510002	Description in dialect
900000000000544009	Description length
723565001	Domain constraint
733612006	Expansion substrate
706999006	Expression
900000000000514006	Generated reference set
723572000	Grouped
723570008	Guide URL
900000000000504002	Map advice
609330002	Map category value
900000000000501005	Map group
900000000000502003	Map priority
900000000000503008	Map rule
900000000000500006	Map source concept
900000000000505001	Map target
723577006	MRCM rule reference set
705116007	Original code system source for linked content value
723566000	Parent domain
447255006	Priority order reference set attribute
723567009	Proximal primitive constraint
723568004	Proximal primitive refinement
900000000000515007	Query
733615008	Query language
733617000	Query string
723575003	Range constraint

... more attributes ...

5.2 Reference Set Types

This section describes four categories of [reference set](#) types, each of which contain several sub-types.

- [5.2.1 Content Reference Sets](#)
 - [5.2.1.1 Simple Reference Set](#)
 - [5.2.1.2 Ordered Component Reference Set](#)
 - [5.2.1.3 Attribute Value Reference Set](#)
 - [5.2.1.4 Association Reference Set](#)
 - [5.2.1.5 Ordered Association Reference Set](#)
 - [5.2.1.6 Annotation Reference Set](#)
 - [5.2.1.7 Query Specification Reference Set](#)
 - [5.2.1.8 Ordered Reference Set](#)
 - [5.2.1.9 OWL Expression Reference Set](#)
 - [5.2.1.10 Canonical Close to User Form Expression Reference Set](#)
 - [5.2.1.11 Classifiable Form Expression Reference Set](#)
- [5.2.2 Language Reference Sets](#)
 - [5.2.2.1 Language Reference Set](#)
- [5.2.3 Map Reference Sets](#)
 - [5.2.3.1 Simple Map from SNOMED CT Reference Set](#)
 - [5.2.3.2 Simple Map to SNOMED CT Reference Set](#)
 - [5.2.3.3 Complex and Extended Map from SNOMED CT Reference Sets](#)
 - [5.2.3.4 Map to SNOMED CT with Correlation and Origin Reference Set](#)
 - [5.2.3.5 Code to Expression Reference Set](#)
 - [5.2.3.6 Simple map with correlation from SNOMED CT type reference set](#)
 - [5.2.3.7 Simple map with correlation to SNOMED CT type reference set](#)
 - [5.2.3.8 Simple map with correlation from SNOMED CT to SNOMED CT type reference set](#)
- [5.2.4 Metadata Reference Sets](#)
 - [5.2.4.1 Reference Set Descriptor](#)
 - [5.2.4.2 Module Dependency Reference Set](#)
 - [5.2.4.3 Description Format Reference Set](#)
 - [5.2.4.4 MRCM Domain Reference Set](#)
 - [5.2.4.5 MRCM Attribute Domain Reference Set](#)
 - [5.2.4.6 MRCM Attribute Range Reference Set](#)
 - [5.2.4.7 MRCM Module Scope Reference Set](#)

Each reference set type follows a pattern and that pattern is also represented in a machine readable form using a set of [Reference Set Descriptor](#) members (known as a Descriptor Template, for short). In most case, the same pattern may be used to define a number of different [reference sets](#) to serve a variety of purposes. However, there are also some highly specific [reference set](#) types that exist for a single specified purpose. These are the [Reference Set Descriptor Reference Set](#), [Module Dependency Reference Set](#) and [Description Format Reference Set](#).

In each subsection, a [reference set](#) type is described under the following subheadings:

- The purpose of the [reference set](#);
- The format of the [reference set](#) member record is detailed in a table;
- The metadata supporting the [reference set](#);
- The machine readable [reference set](#) descriptor member records for the [reference set](#) type;
- Examples of the [reference set](#) type;

Related Links

- [Reference Sets](#)

- [Unicode UTF-8 encoding](#)
- [Reference set](#)

5.2.1 Content Reference Sets

- [5.2.1.1 Simple Reference Set](#)
- [5.2.1.2 Ordered Component Reference Set](#)
- [5.2.1.3 Attribute Value Reference Set](#)
 - [5.2.3.1 Component Inactivation Reference Sets](#)
- [5.2.1.4 Association Reference Set](#)
 - [5.2.5.1 Historical Association Reference Sets](#)
- [5.2.1.5 Ordered Association Reference Set](#)
- [5.2.1.6 Annotation Reference Set](#)
- [5.2.1.7 Query Specification Reference Set](#)
- [5.2.1.8 Ordered Reference Set](#)
- [5.2.1.9 OWL Expression Reference Set](#)
- [5.2.1.10 Canonical Close to User Form Expression Reference Set](#)
- [5.2.1.11 Classifiable Form Expression Reference Set](#)

5.2.1.1 Simple Reference Set

Purpose

A [446609009](#) |Simple type reference set| allows a set of [components](#) to be specified for inclusion or exclusion for a specified purpose. This type of [reference set](#) represents an extensional definition of a subset of SNOMED CT [components](#). Thus it can be used to fully enumerate a subset of [concepts](#), [descriptions](#) or [relationships](#).

See also [Query specification reference set](#), which can be used to represent an intensional definition of a subset of SNOMED CT [components](#). In an intensional definition, the members of the subset are specified by rules rather than by enumerations (e.g. all subtypes of a specified [concepts](#)).

Reference Set Data Structure

A Simple [reference set](#) does not have any additional fields.

Table 5.2.1.1-1: Simple Reference Set - Data Structure

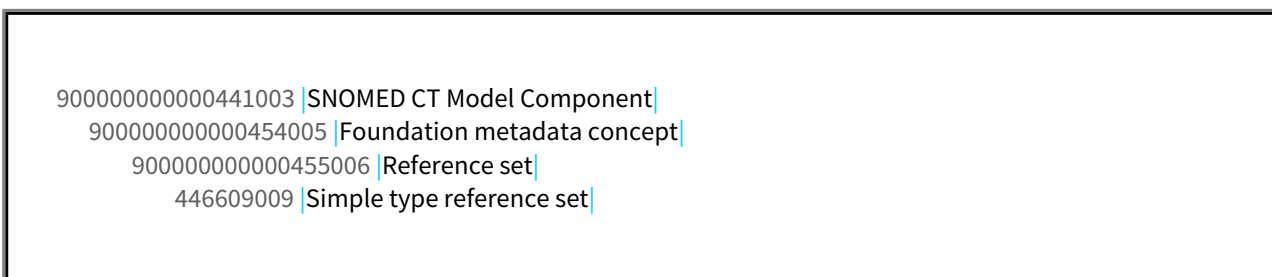
Field	Data type	Purpose	Mutable	Part of Primary Key
id	UUID	A 128 bit unsigned Integer , uniquely identifying this reference set member . Different versions of a reference set member share the same id but have different effectiveTime . This allows a reference set member to be modified or made inactive (i.e. removed from the active set) at a specified time.	NO	YES (Full / Snaps hot)

effectiveTime	Time	<p>The inclusive date or time at which this version of the identified reference set member became the current version.</p> <p>Note : In distribution files the effectiveTime should follow the short ISO date format (<i>YYYYMM DD</i>) and should not include the hours, minutes, seconds or timezone indicator.</p> <p>The current version of this reference set member at time <i>T</i> is the version with the most recent effectiveTime prior to or equal to time <i>T</i> .</p>	YES	YES (Full) Optional (Snapshot)
active	Boolean	<p>The state of the identified reference set member as at the specified effectiveTime .</p> <p>If active = 1 (true) the reference set member is part of the current version of the set, if active = 0 (false) the reference set member is not part of the current version of the set.</p>	YES	NO
moduleId	SCTID	<p>Identifies the SNOMED CT module that contains this reference set member as at the specified effectiveTime .</p> <p>The value must be a subtype of 9000000000000443000 Module (core metadata concept) within the metadata hierarchy .</p>	YES	NO
refsetId	SCTID	<p>Identifies the reference set to which this reference set member belongs.</p> <p>A subtype descendant of:</p> <ul style="list-style-type: none"> • 446609009 Simple type reference set 	NO	NO
referencedComponentId	SCTID	<p>A reference to the SNOMED CT component to be included in the reference set .</p>	NO	NO

Metadata

Simple References Sets are [subtypes](#) of 446609009 |Simple type reference set|in the metadata hierarchy.

Figure 5.2.1.1-1: Simple Reference Sets in the Metadata Hierarchy



Reference Set Descriptor and Example Data

i Notes on the tables used to show descriptors and examples

The reference set example tables on this page have been revised as follows to aid clarity and understanding:

- The first four columns which are present in all release files are not shown. The omitted columns ([id](#), [effectiveTime](#), [active](#), [moduleId](#)) are used in the same way in all referenced sets to support identification, versioning and packaging. They do not directly affect the specific features of a particular reference set or reference set type.
- Reference set columns that contain SNOMED CT identifiers are expanded to show details of the concept or description referenced by that identifier. In some cases, the term is shown in the same column using the expression syntax, in other cases an additional column with a name suffix '_term' has been added. In the standard reference set files only the identifier is present in the column and there is no added column for the term. When using reference sets, the term and other details of the component are looked up from the relevant component release files.

Descriptor Template

The table below shows the descriptor for a specific [reference sets](#) that follows the [446609009 |Simple type reference set|pattern](#).

Table 5.2.1.1-2: Refset Descriptor rows for the Simple Reference Set Type

refsetId	referencedComponentId (Referenced component)	attributeDescription (Attribute description)	attributeType (Attribute type)	attributeOrder (Attribute order)
9000000000000456007 Reference set descriptor 	447566000 Virtual medicinal product simple reference set 	449608002 Referenced component 	9000000000000461009 Concept type component 	0

Example Data

Table 5.2.1.1-3: Example Data for a Simple Reference Set

refsetId	referencedComponentId (Referenced component)
447565001 Virtual therapeutic moiety simple reference set 	211009 Norethandrolone preparation

447565001 Virtual therapeutic moiety simple reference set	302007 Spiramycin
447565001 Virtual therapeutic moiety simple reference set	449005 Penicillin G procaine
447565001 Virtual therapeutic moiety simple reference set	544002 Melphalan
447565001 Virtual therapeutic moiety simple reference set	669007 Vaccinia virus vaccine
447565001 Virtual therapeutic moiety simple reference set	796001 Digoxin
447565001 Virtual therapeutic moiety simple reference set	847003 D-thyroxine preparation
447565001 Virtual therapeutic moiety simple reference set	922004 Pralidoxime
447565001 Virtual therapeutic moiety simple reference set	1039008 Mercaptopurine
447565001 Virtual therapeutic moiety simple reference set	1148001 Ticarcillin

5.2.1.2 Ordered Component Reference Set

Purpose

An [Ordered component type reference set \(foundation metadata concept\)](#) allows a collection of [components](#) to be defined with a specified order. This type of [reference set](#) is therefore useful for creating ordered lists and to specify groups where the components that belong to the same group share the same order.

Data structure

An [Ordered component reference set](#) is an [Integer Component reference set](#) is used to represent ordered lists and alternative hierarchies. Its structure is shown in the following table.

Table 5.2.1.2-1: Ordered component reference set - Data structure

Field	Data type	Purpose	Mutable	Part of Primary Key
id	UUID	A 128 bit unsigned Integer , uniquely identifying this reference set member . Different versions of a reference set member share the same id but have different effectiveTime . This allows a reference set member to be modified or made inactive (i.e. removed from the active set) at a specified time.	NO	YES (Full / Snapshot)
effectiveTime	Time	The inclusive date or time at which this version of the identified reference set member became the current version. Note : In distribution files the effectiveTime should follow the short ISO date format (YYYYMM DD) and should not include the hours, minutes, seconds or timezone indicator. The current version of this reference set member at time <i>T</i> is the version with the most recent effectiveTime prior to or equal to time <i>T</i> .	YES	YES (Full) Optional (Snapshot)
active	Boolean	The state of the identified reference set member as at the specified effectiveTime . If active = 1 (true) the reference set member is part of the current version of the set, if active = 0 (false) the reference set member is not part of the current version of the set.	YES	NO
moduleId	SCTID	Identifies the SNOMED CT module that contains this reference set member as at the specified effectiveTime . The value must be a subtype of 900000000000443000 Module (core metadata concept) within the metadata hierarchy .	YES	NO
refsetId	SCTID	Identifies the reference set to which this reference set member belongs. In this case, a subtype descendant of: 900000000000443000 Module (core metadata concept)	NO	NO
referencedComponentId	SCTID	A reference to the SNOMED CT component to be included in the reference set .	NO	NO
order	Integer	Specifies the sort order of the list. The list is ordered by applying an ascending sort of the order value. The value of order =1 represents the highest priority. A value of '0' is not allowed. Duplicate values are permitted and the sort order between two members with the same order value is not defined. Note: The name "order" is a reserved word in some database environments. Please consider this when using this column.	YES	NO

Metadata

The following metadata in the "Foundation metadata [concept](#)" [hierarchy](#) supports this [reference set](#):

Table 5.2.1.2-2: Ordered Component Reference Sets in the Metadata Hierarchy

9000000000000454005 Foundation metadata concept
9000000000000455006 Reference set
733619002 Ordered component type reference set

Reference Set Descriptor and Example Data

Notes on the tables used to show descriptors and examples

The reference set example tables on this page have been revised as follows to aid clarity and understanding:

- The first four columns which are present in all release files are not shown. The omitted columns ([id](#), [effectiveTime](#), [active](#), [moduleId](#)) are used in the same way in all referenced sets to support identification, versioning and packaging. They do not directly affect the specific features of a particular reference set or reference set type.
- Reference set columns that contain SNOMED CT identifiers are expanded to show details of the concept or description referenced by that identifier. In some cases, the term is shown in the same column using the expression syntax, in other cases an additional column with a name suffix '_term' has been added. In the standard reference set files only the identifier is present in the column and there is no added column for the term. When using reference sets, the term and other details of the component are looked up from the relevant component release files.

Descriptor Template

The tables below show the descriptor that defines the structure of the [733619002 |Ordered component type reference set|](#) pattern and an example of descriptor for a specific [reference set](#) that follows this pattern.

Table 5.2.1.2-3: Refset Descriptor rows for an ordered reference set

refsetId	referencedComponentId	attributeDescription	attributeType	attributeOrder
9000000000000456007 Reference set descriptor 	733619002 Ordered component type reference set 	449608002 Referenced component 	9000000000000460005 Component type 	0

9000000000004560 07 Reference set descriptor	733619002 Ordered component type reference set	447255006 Priority order reference set attribute	90000000000047 8000 Unsigned integer	1
---	---	---	---	---

Note: The table above omits the initial four columns of data present in the release file. These follow the standards versioning pattern `id`, `effectiveTime`, `active`, `active`. Additionally, to aid understanding, the table above also shows the `term` from one of the `descriptions` associated with each of the identified `concept`. The release file only contains the `identifier`.

Ordered reference set example

Fingers sorted A-Z

3694199015 Fifth digit of hand
3692499012 Fourth digit of hand
3690770011 Second digit of hand
3691300016 Third digit of hand
127053016 Thumb

**Fingers sorted logically using an
ordered component reference set**

referencedComponentId	order
127053016 Thumb	1
3690770011 Second digit of hand	2
3691300016 Third digit of hand	3
3692499012 Fourth digit of hand	4
3694199015 Fifth digit of hand	5

Table 5.2.1.2-4: Rational ordering of finger concepts using an ordered component reference set

refsetId	referencedComponentId (Referenced component)	order (Attribute order)
733619002 Fingers ordered component reference set	127053016 Thumb	1
733619002 Fingers ordered component reference set	3690770011 Second digit of hand	2
733619002 Fingers ordered component reference set	3691300016 Third digit of hand	3

733619002 Fingers ordered component reference set	3692499012 Fourth digit of hand	4
733619002 Fingers ordered component reference set	3694199015 Fifth digit of hand	5

5.2.1.3 Attribute Value Reference Set

Purpose

An 900000000000480006 |Attribute value type reference set| allows a value from a specified range to be associated with a [component](#). This type of [reference set](#) can be used for a range of purposes where there is a requirement to provide additional information about particular [concepts](#), [descriptions](#) or [relationships](#). For example, an 900000000000480006 |Attribute value type reference set| is used to indicate the reason why a [concept](#) has been [inactivated](#).

Data Structure

An [Attribute value reference set](#) is a [component reference set](#) used to apply a tagged value to a [SNOMED CT component](#). Its structure is shown in the following table.

Table 5.2.1.3-1: Attribute Value Reference Set - Data Structure

Field	Data type	Purpose	Mutable	Part of Primary Key
id	UUID	A 128 bit unsigned Integer , uniquely identifying this reference set member . Different versions of a reference set member share the same id but have different effectiveTime . This allows a reference set member to be modified or made inactive (i.e. removed from the active set) at a specified time.	NO	YES (Full / Snapshot)
effectiveTime	Time	The inclusive date or time at which this version of the identified reference set member became the current version. Note : In distribution files the effectiveTime should follow the short ISO date format (YYYYMM DD) and should not include the hours, minutes, seconds or timezone indicator. The current version of this reference set member at time <i>T</i> is the version with the most recent effectiveTime prior to or equal to time <i>T</i> .	YES	YES (Full) Optional (Snapshot)

active	Boolean	The state of the identified reference set member as at the specified effectiveTime . If active = 1 (true) the reference set member is part of the current version of the set, if active = 0 (false) the reference set member is not part of the current version of the set.	YES	NO
moduleId	SCTID	Identifies the SNOMED CT module that contains this reference set member as at the specified effectiveTime . The value must be a subtype of 900000000000443000 Module (core metadata concept) within the metadata hierarchy .	YES	NO
refsetId	SCTID	Identifies the reference set to which this reference set member belongs. In this case, a subtype descendant of: 900000000000480006 Attribute value type reference set 	NO	NO
referencedComponentId	SCTID	A reference to the SNOMED CT component to be included in the reference set .	NO	NO
valueId	SCTID	The tagged value applied to the referencedComponentId . A subtype of 900000000000491004 Attribute value .	Depends on specific use	NO

Metadata

The [metadata concepts](#) shown in [Table 5.2.1.3-2](#) are examples of concepts that identify attribute value reference sets.

Table 5.2.1.3-2: Attribute Value Reference Sets in the Metadata Hierarchy

<pre> 900000000000454005 Foundation metadata concept 900000000000455006 Reference set 900000000000480006 Attribute value type 900000000000489007 Concept inactivation indicator reference set 900000000000490003 Description inactivation indicator reference set 900000000000547002 Relationship inactivation indicator reference set /* <-- Not currently used */ /* Other attribute value reference sets exist but are not used to track component inactivation */ </pre>

Item 5.2.1.3-1: Concept Inactivation Values (with usage notes)

```

900000000001043018 |Concept inactivation value|
723277005 |Nonconformance to editorial policy component| /* <--
New value introduced in 2017-07-31 International Release */
900000000000482003 |Duplicate|
900000000000483008 |Outdated|
900000000000484002 |Ambiguous|
900000000000485001 |Erroneous|
900000000000486000 |Limited|
900000000000487009 |Moved elsewhere|
900000000000492006 |Pending move| /* <-- NEVER used for descriptions in the International Release -
may have been used in extensions */

```

Table 5.2.1.3-3: Description Inactivation Values (with usage notes)

```

900000000001077011 |Description inactivation value|
723277005 |Nonconformance to editorial policy component| /* <--
New value introduced in 2017-07-31 International Release */
723278000 |Not semantically equivalent component| /* <--
New value introduced in 2017-07-31 International Release */
900000000000483008 |Outdated|
900000000000485001 |Erroneous|
900000000000495008 |Concept non-current|
900000000000486000 |Limited| /* <--
NOT used for description inactivations after 2010-07-31 International Releases */
900000000000487009 |Moved elsewhere| /* <--
NOT used for description inactivations before 2016-07-31 or after 2017-07-31 International Releases */
900000000000482003 |Duplicate| /* <--
NOT used for description inactivations before 2016-07-31 or after 2017-07-31 International Releases */
900000000000494007 |Inappropriate| /* <--
NOT used for description inactivations before 2008-07-31 or after 2017-07-31 International Releases */
900000000000492006 |Pending move| /* <-- NEVER used for descriptions in the International Release -
may have been used in extensions */

```

Reference Set Descriptor and Example Data

i Notes on the tables used to show descriptors and examples

The reference set example tables on this page have been revised as follows to aid clarity and understanding:

- The first four columns which are present in all release files are not shown. The omitted columns (*id*, *effectiveTime*, *active*, *moduleId*) are used in the same way in all referenced sets to support identification, versioning and packaging. They do not directly affect the specific features of a particular reference set or reference set type.
- Reference set columns that contain SNOMED CT identifiers are expanded to show details of the concept or description referenced by that identifier. In some cases, the term is shown in the same column using the expression syntax, in other cases an additional column with a name suffix '_term' has been added. In the standard reference set files only the identifier is present in the column and there is no added column for the term. When using reference sets, the term and other details of the component are looked up from the relevant component release files.

Descriptor Template

The tables below show the descriptors that define examples of [reference sets](#) that follow the 900000000000480006 | Attribute value type reference set|pattern.

Table 5.2.1.3-4: Refset Descriptor Rows for the Concept Inactivation Indicator Reference Set

refsetId	referencedComponentId (Referenced component)	attributeDescription (Attribute description)	attributeType (Attribute type)	attributeOrder (Attribute order)
900000000000456007 Reference set descriptor	900000000000489007 Concept inactivation indicator reference set	449608002 Referenced component	900000000000461009 Concept type component	0
900000000000456007 Reference set descriptor	900000000000489007 Concept inactivation indicator reference set	900000000000481005 Concept inactivation value	900000000000461009 Concept type component	1

Table 5.2.1.3-5: Refset Descriptor Rows for the Description Inactivation Indicator Reference Set

refsetId	referencedComponentId (Referenced component)	attributeDescription (Attribute description)	attributeType (Attribute type)	attributeOrder (Attribute order)
900000000000456007 Reference set descriptor	900000000000490003 Description inactivation indicator reference set	449608002 Referenced component	900000000000462002 Description type component	0
900000000000456007 Reference set descriptor	900000000000490003 Description inactivation indicator reference set	900000000000493001 Description inactivation value	900000000000461009 Concept type component	1

Example Data

Example 5.2.1.3-1: Sample Rows from the Concept Inactivation Indicator Reference Set

refsetId	referencedComponentId (Referenced component)	valueId (Concept inactivation value)
900000000000489007 Concept inactivation indicator reference set	105000 Poisoning by pharmaceutical excipient	900000000000482003 Duplicate
900000000000489007 Concept inactivation indicator reference set	123008 Channel catfish virus disease	900000000000487009 Moved elsewhere
900000000000489007 Concept inactivation indicator reference set	141000 Glaucoma as birth trauma	900000000000482003 Duplicate
900000000000489007 Concept inactivation indicator reference set	157000 AIDS with low vision	900000000000484002 Ambiguous
900000000000489007 Concept inactivation indicator reference set	190000 Partial hysterectomy	900000000000484002 Ambiguous
900000000000489007 Concept inactivation indicator reference set	203004 Replacement of pacemaker in brain	900000000000484002 Ambiguous

900000000000489007 Concept inactivation indicator reference set	212002 Salmonella III arizonae 53:k:z	900000000000483008 Outdated
900000000000489007 Concept inactivation indicator reference set	215000 Operative procedure on fingers	900000000000482003 Duplicate
900000000000489007 Concept inactivation indicator reference set	220000 Unspecified monoarthritis	900000000000486000 Limited
900000000000489007 Concept inactivation indicator reference set	236003 Incision of vein	900000000000484002 Ambiguous

5.2.3.1 Component Inactivation Reference Sets

The *active* field of each [component version](#) indicates whether a component is active or inactive. However, it does not provide any information about why a concept or description has been inactivated. The reason why a concept or description has been inactivated is indicated by a row in a component Inactivation [reference set](#). The reason for inactivation may determine the appropriate way to deal with data in existing records, protocols or queries that use a concept or description after it has been inactivated.

The two [component inactivation Reference Sets](#) are shown in [Table 5.2.3.1-1](#).

Table 5.2.3.1-1: Component Inactivation Reference Sets

Reference Set Id and Name	Note
900000000000489007 Concept inactivation indicator attribute value reference set	Indicates the reason that a concept has been made inactive.
900000000000490003 Description inactivation indicator attribute value reference set	Indicates the reason that a description has been made inactive.

The reason for inactivation is specified by a [concept enumeration](#). The permitted values for this enumeration for a [concept](#) are shown in [Table 5.2.3.1-2](#) and the permitted values for a [description](#) are shown in [Table 5.2.3.1-3](#).



Table 5.2.3.1-2: Concept Inactivation Values

Concept Id and Term	Description	Example
---------------------	-------------	---------

900000000000482003 Duplicate component	The concept has been made inactive because it has the same meaning as another concept.	The concept 727599004 Entire thyroglossal tract (body structure) was inactivated because it is a duplicate of 705323017 Entire thyroglossal duct (body structure) .
900000000000483008 Outdated component	The concept has been made inactive because it is an outdated concept that is no longer used.	The concept 1192004 Familial amyloid neuropathy, Finnish type (disorder) had an out of date or inappropriate fully specified name. It was replaced by the concept 3757892013 Hereditary gelsolin amyloidosis (disorder) .
900000000000484002 Ambiguous component	The concept has been made inactive because it is inherently ambiguous either because of an incomplete fully specified name or because it has several associated terms that are not regarded as synonymous or partial synonymous.	The concept 6835002 Fetal OR neonatal jaundice from bruising (disorder) was inactivated because it could mean either 591937013 Perinatal jaundice from bruising (disorder) or 1461890018 Neonatal jaundice (disorder) .
900000000000485001 Erroneous component	The concept has been made inactive because it contains an error.	The concept 727599004 Entire thyroglossal tract (body structure) was inactivated because is an NEC classification category which had previously been stated to be a subtype of 626562014 Hypoadrenalism (disorder) .
900000000000486000 Limited component	The concept is of limited value as it contains classification categories such as 'Not Elsewhere Classified', which do not have a semantically stable meaning. Until 2010 concepts with this status were regarded as active but since then they have been marked as inactive and should no longer be used.	The concept 42318001 Other adrenal hypofunction, NEC (disorder) was inactivated because it is a duplicate of 705323017 Entire thyroglossal duct (body structure) .
900000000000487009 Moved elsewhere	The concept was moved to another namespace or module.	The concept 417293005 Laryngeal tie-forward (procedure) was inactivated and moved to namespace 1000009 (the Veterinary Terminology Service Laboratory, USA) as it is procedure applied to horses.

900000000000492006 Pending move	The concept is still active but it is in the process of being moved to another namespace or module. When the move is complete it will be marked as inactive.	The concept 727599004 Entire thyroglossal tract (body structure) was inactivated because it is a duplicate of 705323017 Entire thyroglossal duct (body structure) .
-----------------------------------	---	--

Table 5.2.3.1-3: Description Inactivation Values

Id Term	Description	Example
723278000 Not semantically equivalent component	<p>The description does not represent the same meaning as the concept's Fully Specified Name (FSN).</p> <div data-bbox="528 869 928 994" style="border: 1px solid #ccc; padding: 5px; margin-top: 10px;"> <p> This value was introduced in 2017-07-31.</p> </div>	<p>The FSN Removal of device (procedure) has the synonym, Replacement of prosthetic device (procedure). The synonym has a more specific meaning than the FSN, so it should be inactivated (see Synonym in the SNOMED CT Editorial Guide)</p>
723277005 Nonconformance to editorial policy component	<p>A description fails to comply with the current editorial guidance.</p> <div data-bbox="528 1133 928 1258" style="border: 1px solid #ccc; padding: 5px; margin-top: 10px;"> <p> This value was introduced in 2017-07-31.</p> </div>	<p>Prior to 2017-07-31, the concept 167238004 Turbid urine (finding) had the fully specified name "Urine: turbid (finding)". This was inactivated and replaced by a new fully specified name "Turbid urine (finding)" because this use of the colon is contrary to editorial guidance (see Punctuation and Symbols in the SNOMED CT Editorial Guide).</p>
900000000000483008 Outdated component	<p>A description is outdated and is no longer current, useful, appropriate or acceptable.</p>	<p>The synonym "Funny looking kid" was inactivated from 112630007 Abnormal facies (finding) as it is not considered an appropriate term to use.</p>
900000000000485001 Erroneous component	<p>The description has been made inactive because it contains an error.</p>	<p>Case significance changes (e.g. "Alpha" where the initial letter should be a lower case "a").</p> <p>Spelling errors (e.g. a description where "Asthma" is misspelled "Assthma").</p>

900000000000495008 Concept non-current	The description is still active but the concept it refers to is now inactive .	A concept that has been made inactive, still has active descriptions to allow the inactive concept to be displayed with a valid term. These descriptions are marked with this inactivation value.
The following values used in earlier releases are no longer used in the International Release		
900000000000482003 Duplicate component	The description has been made inactive because it duplicates another description. ⚠ Do not apply to current or future description inactivations This value has not been used in the International Release since 2017-07-31.	
900000000000486000 Limited component	The description refers to a concept that has limited status. ⚠ Do not apply to current or future description inactivations This value has not been used in the International Release since 2017-07-31.	
900000000000494007 Inappropriate component	The description has been made inactive because the associated term is does not describe the associated concept. ⚠ Do not apply to current or future description inactivations This value has not been used in the International Release since 2017-07-31.	
The following values related to transfer or responsibility for description are no longer used in the International Release		
900000000000487009 Moved elsewhere	The description was moved to another namespace or module. ⚠ Do not apply to current or future description Do not apply to International Release description inactivations This value has not been used in the International Release since 2017-07-31. However, it may continue to be used in extensions.	

<p>900000000000492006 Pending move </p>	<p>The description is still active but it is in the process of being moved to another namespace or module. When the move is complete it will be marked as Inactive.</p> <div style="border: 1px solid orange; padding: 10px; margin-top: 10px;"> <p>⚠ Do not apply to International Release description inactivations</p> <p>The value has never been using the International Release. However, it may be used in extensions.</p> </div>
---	--

Related Links

- See also the formal specification of [5.2.3 Attribute Value Reference Sets](#).


5.2.1.4 Association Reference Set

Purpose

An 900000000000521006 |Association type reference set|represents a set of unordered associations of a particular type between [components](#).

Data structure

An [Association reference set](#) is a [reference set](#) used to represent associations between [components](#). Its structure is shown in the following table.


 Unknown macro: 'caption-table'

Field	Data type	Purpose	Mutable	Part of Primary Key
id	UUID	A 128 bit unsigned Integer , uniquely identifying this reference set member . Different versions of a reference set member share the same id but have different effectiveTime . This allows a reference set member to be modified or made inactive (i.e. removed from the active set) at a specified time.	NO	YES (Full / Snapshot)
effectiveTime	Time	The inclusive date or time at which this version of the identified reference set member became the current version. Note : In distribution files the effectiveTime should follow the short ISO date format (YYYYMM DD) and should not include the hours, minutes, seconds or timezone indicator. The current version of this reference set member at time <i>T</i> is the version with the most recent effectiveTime prior to or equal to time <i>T</i> .	YES	YES (Full) Optional (Snapshot)

active	Boolean	The state of the identified reference set member as at the specified effectiveTime . If active = 1 (true) the reference set member is part of the current version of the set, if active = 0 (false) the reference set member is not part of the current version of the set.	YES	NO
moduleId	SCTID	Identifies the SNOMED CT module that contains this reference set member as at the specified effectiveTime . The value must be a subtype of 900000000000443000 Module (core metadata concept) within the metadata hierarchy .	YES	NO
refsetId	SCTID	Identifies the reference set to which this reference set member belongs. In this case, a subtype descendant of: 900000000000521006 Association type 	NO	NO
referencedComponentId	SCTID	A reference to the SNOMED CT component to be included in the reference set . The source component of the association.	NO	NO
targetComponentId	SCTID	The identifier of the target component of the association. <div style="border: 1px solid orange; padding: 5px; margin-top: 10px;">An inconsistency in this specification was resolved by the Modeling Advisory Group 2010-10-15 decision that this field should be mutable.</div>	YES	NO

Metadata

The following metadata supports this [reference set](#):

 Unknown macro: 'caption-table'

```

900000000000455006 |Reference set|
  900000000000521006 |Association type|
    734138000 |Anatomy structure and entire association reference set|
    734139008 |Anatomy structure and part association reference set|
  900000000000522004 |Historical association|
    /* ... historical association types ... */
    
```

Example Descriptors and Data

See [5.2.5.1 Historical Association Reference Sets](#) for an example of the reference set description and data representation in an association type reference set.

5.2.5.1 Historical Association Reference Sets

Purpose

Historical Association Reference Sets are used to link concepts that have been inactivated to active concepts that represent an identical, similar or possible meaning of the inactivated concept.

Historical Association Reference Sets follow the release file specification documented in [5.2.1.4 Association Reference Set](#) with the inactive concept represented by the [referencedComponentId](#), the type of association represented by the [refsetId](#) and the related active concept represented by the [targetComponentId](#).

The following subsections identify the metadata used to represent different types of historical associations.

Metadata

The following metadata supports this [reference set](#):

Table 5.2.5.1-1: Historical Association Reference Set names in the metadata hierarchy

900000000000455006	Reference set
900000000000521006	Association type
900000000000522004	Historical association
900000000000523009	POSSIBLY EQUIVALENT TO association reference set
900000000000524003	MOVED TO association reference set
900000000000525002	MOVED FROM association reference set
900000000000526001	REPLACED BY association reference set
900000000000527005	SAME AS association reference set
900000000000528000	WAS A association reference set
900000000000529008	SIMILAR TO association reference set
900000000000530003	ALTERNATIVE association reference set
900000000000531004	REFERS TO concept association reference set

Historical Association Rules and Guidance

Each member of a [900000000000522004](#) |Historical association| reference set represents a reference from an [inactive component](#) to other equivalent or related [components](#) that were current in the [Release Version](#) in which that [component](#) was inactivated.

Each [900000000000522004](#) |Historical association| reference set represents a different type of association between the [components](#) referred to by the [referencedComponentId](#) and the [targetComponentId](#) as shown in [Table 5.2.5.1-2](#).

Table 5.2.5.1-2: Association reference set types in the International Release of SNOMED CT

Association reference set	Descriptions
---------------------------	--------------

900000000000523009 POSSIBLY EQUIVALENT TO association reference set	Applies to a concept that is ambiguous. The targetComponent is an active concept that represents one of the possible meanings of the inactive concept . Multiple rows are used to refer to each of the possible meanings of the ambiguous concept .
900000000000524003 MOVED TO association reference set	Applies to a component that has been moved to (or are pending a move to) another namespace. The targetComponent identifies the target namespace (not the new component).
900000000000525002 MOVED FROM association reference set	Applies to a component that has been moved to this namespace from another namespace. The targetComponent identifies the original componentIdentifier in its previous namespace.
900000000000526001 REPLACED BY association reference set	Applies to an erroneous, obsolete and other inactive component for which there is a single active replacement. The targetComponent identifies the active component that replaces this component .
900000000000527005 SAME AS association reference set	Applies to a component that is a duplicate. The targetComponent identifies the active component that this component duplicates.
900000000000528000 WAS A association reference set	Links an inactive classification concept such as "not otherwise specified" or "otherwise specified" with the active concept that was formerly its most proximal supertype.
900000000000529008 SIMILAR TO association reference set	(not used currently)
900000000000530003 ALTERNATIVE association reference set	Links an inactive classification concept derived from ICD-9 Chapter XVI "Symptoms signs and ill-defined conditions" with the most similar active concept .
900000000000531004 REFERS TO concept association reference set	Applies to an inactive description which is inappropriate to the concept it is directly linked to but instead should refer to the concept referenced by the targetComponent.

The [component](#) identified by the [targetComponentId](#) must be an instance of the same class of [component](#) as the [component](#) identified by the [referencedComponentId](#) for all [Historical association](#) [reference sets](#) apart from the [REFERS TO concept](#) association [reference set](#).

Reference Set Descriptor and Example Data

i Notes on the tables used to show descriptors and examples

The reference set example tables on this page have been revised as follows to aid clarity and understanding:

- The first four columns which are present in all release files are not shown. The omitted columns ([id](#), [effectiveTime](#), [active](#), [moduleId](#)) are used in the same way in all referenced sets to support identification, versioning and packaging. They do not directly affect the specific features of a particular reference set or reference set type.
- Reference set columns that contain SNOMED CT identifiers are expanded to show details of the concept or description referenced by that identifier. In some cases, the term is shown in the same column using the expression syntax, in other cases an additional column with a name suffix '_term' has been added. In the standard reference set files only the identifier is present in the column and there is no added column for the term. When using reference sets, the term and other details of the component are looked up from the relevant component release files.

Descriptor Template

The tables below show examples of the descriptors for specific [reference sets](#) that follow the [900000000000521006 Association type reference set](#) pattern.

Table 5.2.5.1-3: Refset Descriptor rows for the SAME AS association reference set

refsetId	referencedComponentId (Referenced component)	attributeDescription (Attribute description)	attributeType (Attribute type)	attributeOrder (Attribute order)
900000000000456007 Reference set descriptor	900000000000527005 SAME AS association reference set	900000000000532006 Association source component	900000000000460005 Component type	0
900000000000456007 Reference set descriptor	900000000000527005 SAME AS association reference set	900000000000533001 Association target component	900000000000460005 Component type	1

Example Data

The following table holds example entries for the [900000000000526001 REPLACED BY association reference set](#).

Table 5.2.5.1-4: Sample content from

refsetId	referencedComponentId (Association source component)	targetComponentId (Association target component)
900000000000526001 REPLACED BY association reference set	100005 SNOMED RT Concept	138875005 SNOMED CT Concept
900000000000526001 REPLACED BY association reference set	212002 Salmonella III arizonae 53:k:z	398450001 Salmonella IIIb 53:k:z
900000000000526001 REPLACED BY association reference set	225005 Special care of patient with contagious disease	133895001 Care of patient with infectious disease
900000000000526001 REPLACED BY association reference set	244003 Evans and Lloyd-Thomas syndrome	66659007 Normal variation in position
900000000000526001 REPLACED BY association reference set	278009 Epidural injection of neurolytic substance, lumbar	17753007 Epidural injection of neurolytic solution, lumbar
900000000000526001 REPLACED BY association reference set	558000 Other disorder of the neurohypophysis, NEC	72442006 Disorder of posterior pituitary
900000000000526001 REPLACED BY association reference set	659001 Peptostreptococcus anaerobius	413524006 Anaerococcus tretradius
900000000000526001 REPLACED BY association reference set	696005 Chronobiologic disorder	387605007 Abnormal chronobiologic state
900000000000526001 REPLACED BY association reference set	700002 Salmonella III arizonae 50:z4,z23,z32:--	404619004 Salmonella IIIa 50:z4,z23,z32:-
900000000000526001 REPLACED BY association reference set	822000 Salmonella arizonae 53:z4,z23:--	13998005 Salmonella IV 53:z4,z23:--

Relevant References

- Practical Guide or Reference Sets [3.2.6.3.2. Representing Historical Associations](#)
- Terminology Services Guide [4.2.3 Historical Association Reference Sets](#).

5.2.1.5 Ordered Association Reference Set

Purpose

An [733618005 |Ordered association type reference set \(foundation metadata concept\)|](#) can be used to specify ordered associations between different [components](#). These can be used to specify several interrelated subsets of components and to define alternative hierarchies for navigation while searching for an appropriate [concept](#) or [description](#).

Data structure

An [Ordered association reference set](#) is a [component integer reference set](#) that is used to represent ordered lists of associations and alternative hierarchies. Its structure is shown in the following table.

Table 5.2.1.5-1: Ordered association reference set - Data structure

Field	Data type	Purpose	Mutable	Part of Primary Key
id	UUID	A 128 bit unsigned Integer , uniquely identifying this reference set member . Different versions of a reference set member share the same id but have different effectiveTime . This allows a reference set member to be modified or made inactive (i.e. removed from the active set) at a specified time.	NO	YES (Full / Snapshot)
effectiveTime	Time	The inclusive date or time at which this version of the identified reference set member became the current version. Note : In distribution files the effectiveTime should follow the short ISO date format (YYYYMM DD) and should not include the hours, minutes, seconds or timezone indicator. The current version of this reference set member at time <i>T</i> is the version with the most recent effectiveTime prior to or equal to time <i>T</i> .	YES	YES (Full) Optional (Snapshot)
active	Boolean	The state of the identified reference set member as at the specified effectiveTime . If active = 1 (true) the reference set member is part of the current version of the set, if active = 0 (false) the reference set member is not part of the current version of the set.	YES	NO
moduleid	SCTID	Identifies the SNOMED CT module that contains this reference set member as at the specified effectiveTime . The value must be a subtype of 900000000000443000 Module (core metadata concept) within the metadata hierarchy .	YES	NO

refsetId	SCTID	Identifies the reference set to which this reference set member belongs. In this case, a subtype descendant of: 447258008 Ordered type reference set 	NO	NO
referencedComponentId	SCTID	A reference to the SNOMED CT component to be included in the reference set . Refers to the source component of the association.	NO	NO
targetComponentId	SCTID	The identifier of the target component of the association that acts as a grouper or hierarchy node, collecting together a subgroup from within the list. This field either enables reference set member linked into a number of subgroups. These subgroups can be nested allowing representation of alternative hierarchies. To link members into a subgroup, all components in the same subgroup should reference the same component . This can either be a component that represents the name of that subgroup or the first member of the subgroup. In the latter case, the first row of each subgroup will contain the same identifier in referencedComponentId and targetComponentId and with order =1. To link a number of children concepts to a single parent concept , one member record should exist per child , with the referencedComponentId field referencing the parent and this field referencing the child concept . The order field is then used to order the children concepts under the parent concept .	NO	NO
order	integer	Specifies the sort order of the list. The list is ordered by applying an ascending sort of the order value. The value of order =1 represents the highest priority. A value of '0' is not allowed. Duplicate values are permitted and the sort order between two members with the same order value is not defined. If the targetComponentId value is not 0, sorting occurs within subgroups that share the same targetComponentId . Note: The name "order" is a reserved word in some database environments. Please consider this when using this column.	YES	NO

Metadata

The following metadata in the "Foundation metadata [concept](#)" [hierarchy](#) supports this [reference set](#):

Table 5.2.1.5-2: Ordered Association References Set in the Metadata Hierarchy

900000000000454005 Foundation metadata concept
900000000000455006 Reference set
733618005 Ordered association type reference set (foundation metadata concept)

Reference Set Descriptor and Example Data

i Notes on the tables used to show descriptors and examples

The reference set example tables on this page have been revised as follows to aid clarity and understanding:

- The first four columns which are present in all release files are not shown. The omitted columns ([id](#), [effectiveTime](#), [active](#), [moduleId](#)) are used in the same way in all referenced sets to support identification, versioning and packaging. They do not directly affect the specific features of a particular reference set or reference set type.
- Reference set columns that contain SNOMED CT identifiers are expanded to show details of the concept or description referenced by that identifier. In some cases, the term is shown in the same column using the expression syntax, in other cases an additional column with a name suffix '_term' has been added. In the standard reference set files only the identifier is present in the column and there is no added column for the term. When using reference sets, the term and other details of the component are looked up from the relevant component release files.

Descriptor Template

The tables below show the descriptor that defines the structure of the [447258008](#) |Ordered type reference set| pattern and an example of descriptor for a specific [reference set](#) that follows this pattern.

Table 5.2.1.5-3: Refset Descriptor rows for an ordered association type reference set

refsetId	referencedComponentId	attributeDescription	attributeType	attributeOrder
900000000000456007 Reference set descriptor	733618005 Ordered association type reference set (foundation metadata concept)	449608002 Referenced component	900000000000460005 Component type	0
900000000000456007 Reference set descriptor	733618005 Ordered association type reference set (foundation metadata concept)	900000000000533001 Association target component	900000000000460005 Component type	1
900000000000456007 Reference set descriptor	733618005 Ordered association type reference set (foundation metadata concept)	447255006 Priority order reference set attribute	900000000000478000 Unsigned integer	2

Example

[Ordered association reference sets](#) can be used to specify and display a customized navigation hierarchy. Alternative hierarchical representations of SNOMED CT can support data entry by satisfying the requirements of a specific use case, and addressing some of the challenges of displaying an unordered polyhierarchy (as defined by SNOMED CT's subtype structure).

The figure below shows the way a navigation hierarchy is represented. The example reference set contains a set of description components used to describe finger structures.

The | All fingers | component is linked to the | Hand |, and the | Thumb | is linked to the | All fingers component |. The | Thumb | is placed first because it has the order value 1. Similarly, the components for | Second finger |, | Third finger |, | Fourth finger | and | Fifth finger | are also linked to the | All finger | component in the order specified by the order value. As shown in the figure the direction of the associations goes from the referenceComponentId to the linkedTold, so the components referenced by the linkedTold are used to form the groups specified in the hierarchy

id	effective Time	active	moduleid	refsetid	refsetid_term	referenceComponentId	referencedComponentId_term	targetComponentId	targetComponentId_term	order
...	20160731	1	19999999103	159999999105	Associations as ordered reference set	70327001	All fingers	141819019	Hand	1
...	20160731	1	19999999103	159999999105	Associations as ordered reference set	127053016	Thumb	70327001	All fingers	1
...	20160731	1	19999999103	159999999105	Associations as ordered reference set	138873019	Second finger	70327001	All fingers	2
...	20160731	1	19999999103	159999999105	Associations as ordered reference set	108884010	Third finger	70327001	All fingers	3
...	20160731	1	19999999103	159999999105	Associations as ordered reference set	136021011	Fourth finger	70327001	All fingers	4
...	20160731	1	19999999103	159999999105	Associations as ordered reference set	21356012	Fifth finger	70327001	All fingers	5

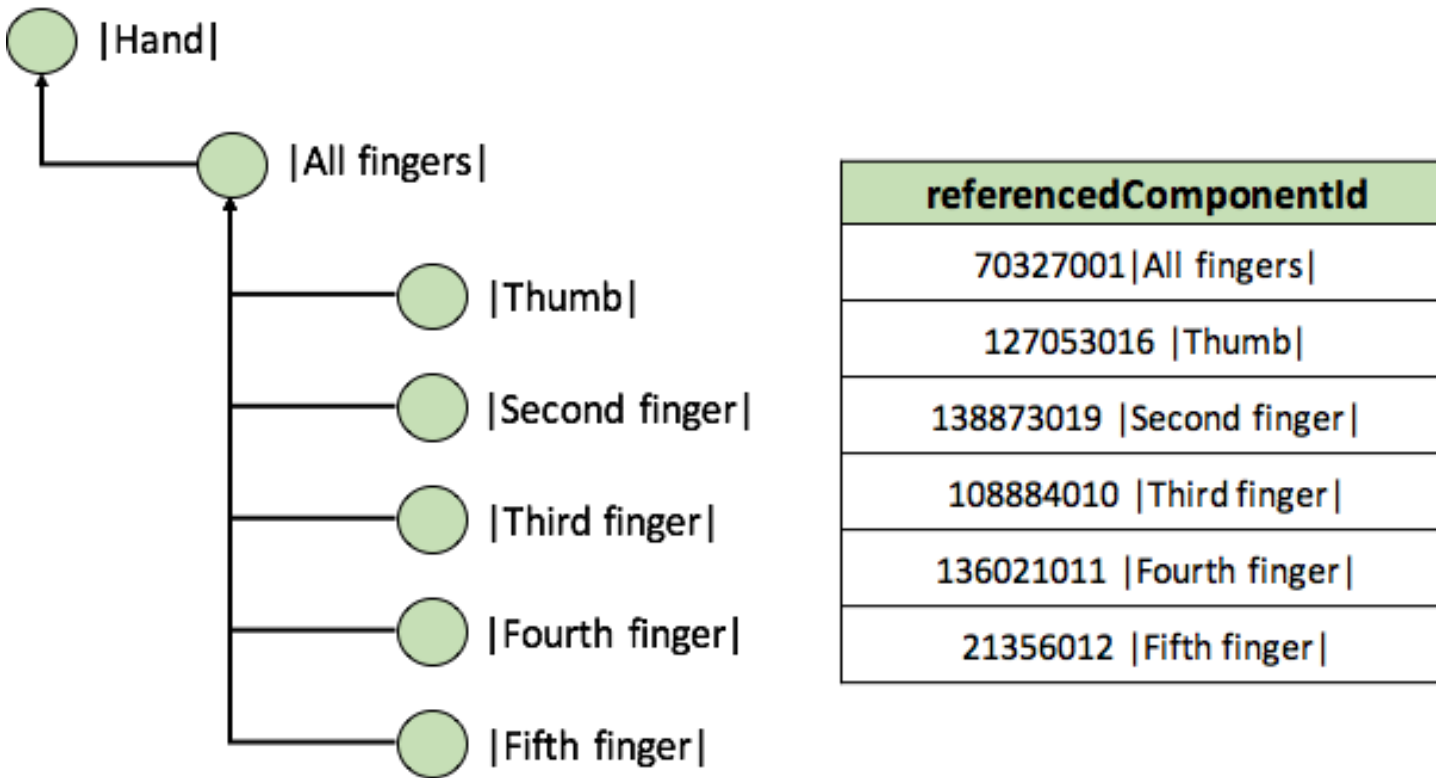


Figure 3.2.1.5-1: Navigation hierarchy example.

5.2.1.6 Annotation Reference Set

Purpose

An 9000000000000516008 |Annotation type reference set| allows [String](#) to be associated with components for any specified purpose.

Data structure

An [annotation reference set](#) is a [String reference set](#) used to apply text [annotation](#) to selected [SNOMED CT components](#).

Table 5.2.1.6-1: Annotation reference set - Data structure

Field	Data type	Purpose	Mutable	Part of Primary Key

id	UUID	A 128 bit unsigned Integer , uniquely identifying this reference set member . Different versions of a reference set member share the same id but have different effectiveTime . This allows a reference set member to be modified or made inactive (i.e. removed from the active set) at a specified time.	NO	YES (Full / Snapshot)
effectiveTime	Time	The inclusive date or time at which this version of the identified reference set member became the current version. Note : In distribution files the effectiveTime should follow the short ISO date format (YYYYMM DD) and should not include the hours, minutes, seconds or timezone indicator. The current version of this reference set member at time <i>T</i> is the version with the most recent effectiveTime prior to or equal to time <i>T</i> .	YES	YES (Full) Optional (Snapshot)
active	Boolean	The state of the identified reference set member as at the specified effectiveTime . If active = 1 (true) the reference set member is part of the current version of the set, if active = 0 (false) the reference set member is not part of the current version of the set.	YES	NO
moduleId	SCTID	Identifies the SNOMED CT module that contains this reference set member as at the specified effectiveTime . The value must be a subtype of 900000000000443000 Module (core metadata concept) within the metadata hierarchy .	YES	NO
refsetId	SCTID	Identifies the reference set to which this reference set member belongs. In this case, a subtype descendant of: 900000000000516008 Annotation type 	NO	NO
referencedComponentId	SCTID	A reference to the SNOMED CT component to be included in the reference set . The component to which the annotation is being applied.	NO	NO
annotation	String	The text annotation to attach to the component identified by referencedComponentId .	YES	NO

Metadata

The following metadata in supports this [reference set](#) :

Table 5.2.1.6-2: Annotation References Sets in the Metadata Hierarchy


```

900000000000454005 |Foundation metadata concept|
  900000000000455006 |Reference set|
    900000000000516008 |Annotation type|
      900000000000517004 |Associated image|

```

Reference Set Descriptor and Example Data

Notes on the tables used to show descriptors and examples

The reference set example tables on this page have been revised as follows to aid clarity and understanding:

- The first four columns which are present in all release files are not shown. The omitted columns ([id](#), [effectiveTime](#), [active](#), [moduleId](#)) are used in the same way in all referenced sets to support identification, versioning and packaging. They do not directly affect the specific features of a particular reference set or reference set type.
- Reference set columns that contain SNOMED CT identifiers are expanded to show details of the concept or description referenced by that identifier. In some cases, the term is shown in the same column using the expression syntax, in other cases an additional column with a name suffix '_term' has been added. In the standard reference set files only the identifier is present in the column and there is no added column for the term. When using reference sets, the term and other details of the component are looked up from the relevant component release files.

Descriptor Template

The tables below show the descriptors that define the structure of the [900000000000516008 |Annotation type reference set|](#) pattern and examples of the descriptors for specific [reference sets](#) that follow this pattern.

Table 5.2.1.6-3: Descriptor Template for Annotation Reference Sets

refsetId	referencedComponentId	attributeDescription	attributeType	attributeOrder
900000000000456007 Reference set descriptor 	900000000000516008 Annotation type 	900000000000518009 Annotated component 	900000000000461009 Concept type component 	0
900000000000456007 Reference set descriptor 	900000000000516008 Annotation type 	900000000000519001 Annotation 	900000000000465000 String 	1

The **attributeType** for the **Annotation** field can be any **descendant** of the " **string** " **concept** in the metadata **hierarchy**. This **hierarchy** is described in more detail under the " **Reference set descriptor**" section.

Table 5.2.1.6-4: Descriptor for the Associated Image Annotation Reference set

refsetId	referencedComponentId	attributeDescription	attributeType	attributeOrder
900000000000456007 Reference set descriptor	90000000000051700 4 Associated image 	90000000000051800 9 Annotated component	90000000000046100 9 Concept type component	0
900000000000456007 Reference set descriptor	90000000000051700 4 Associated image 	90000000000052000 7 Image	90000000000046900 6 URL	1

Note that in the table above, the 900000000000469006 |URL|concept is a **descendant** of | **string** | **concept** in the metadata.

Annotation Reference Set Example

As no annotation reference sets are included in the International Release, these sample rows are for illustration only.

Table 5.2.1.6-5: Example of Associated image Annotation Reference Set

refsetId	referencedComponentId	Annotation
900000000000517004 Associated image	80891009 Heart structure	http://en.wikipedia.org/wiki/Heart#mediaviewer/File:Wiki_Heart_Antomy_Ties_van_Brussel.jpg
900000000000517004 Associated image	86174004 Laparoscope	http://www.educationaldimensions.com/eLearn/endoscope/bigScope.html

In the above example, the two URLs have been used to annotate two **SNOMED CT concepts** with images on the web. It is not recommended that this mechanism be used to annotate **concepts** with text that may require translation to other **languages**. Instead, such text should be included under an appropriate **description** type within the **Description**.

5.2.1.7 Query Specification Reference Set

Purpose

A 9000000000000512005 |Query specification type reference set| allows a serialised query to represent the membership of a subset of [SNOMED CT components](#). A [query](#) contained in the [reference set](#) is run against the content of [SNOMED CT](#) to produce a subset of [concepts](#), [descriptions](#) or [relationships](#). The query is referred to an intensional definition of the subset. It can be run against future releases of [SNOMED CT](#) to generate an updated set of subset members.


The members of the resulting subset may also be represented in an enumerated form as a [Simple reference set](#). An enumerated representation of a subset is referred to as an extensional definition.

Data structure

A [Query specification reference set](#) is a [String reference set](#) containing [query](#) that represent intensional definitions of subsets of [components](#). The result of running the [query](#) is an extensional representation of the subset of [components](#) which can be represented as a [Simple reference set](#). Its structure is shown in the following table.

Table 5.2.1.7-1: Query specification reference set - Data structure

Field	Data type	Purpose	Mutable	Part of Primary Key
id	UUID	A 128 bit unsigned Integer , uniquely identifying this reference set member . Different versions of a reference set member share the same id but have different effectiveTime . This allows a reference set member to be modified or made inactive (i.e. removed from the active set) at a specified time.	NO	YES (Full / Snapshot)
effectiveTime	Time	The inclusive date or time at which this version of the identified reference set member became the current version. Note : In distribution files the effectiveTime should follow the short ISO date format (YYYYMM DD) and should not include the hours, minutes, seconds or timezone indicator. The current version of this reference set member at time <i>T</i> is the version with the most recent effectiveTime prior to or equal to time <i>T</i> .	YES	YES (Full) Optional (Snapshot)
active	Boolean	The state of the identified reference set member as at the specified effectiveTime . If active = 1 (true) the reference set member is part of the current version of the set, if active = 0 (false) the reference set member is not part of the current version of the set.	YES	NO

moduleId	SCTID	Identifies the SNOMED CT module that contains this reference set member as at the specified effectiveTime . The value must be a subtype of 900000000000443000 Module (core metadata concept) within the metadata hierarchy .	YES	NO
refsetId	SCTID	Identifies the reference set to which this reference set member belongs. In this case, a subtype descendant of: 900000000000512005 Query specification type	NO	NO
referencedComponentId	SCTID	A reference to the SNOMED CT component to be included in the reference set .	NO	NO
query	String	The serialised query that can be used to (re-)generate the reference set members. • The syntax for specifying the intensional definitions of concept subsets is specified in the Error rendering macro 'sp-nobody-link'  Conversion context did not contain original content entity. .	YES	NO

Metadata

The following metadata in the "Foundation metadata concept " hierarchy supports this reference set :

Table 5.2.1.7-2: Hierarchy of Foundation metadata concept

<p>900000000000454005 Foundation metadata concept </p> <p> 900000000000455006 Reference set </p> <p> 900000000000512005 Query specification type </p> <p> 900000000000513000 Simple query specification </p>

Reference Set Descriptor and Example Data

i Notes on the tables used to show descriptors and examples

The reference set example tables on this page have been revised as follows to aid clarity and understanding:

- The first four columns which are present in all release files are not shown. The omitted columns ([id](#), [effectiveTime](#), [active](#), [moduleId](#)) are used in the same way in all referenced sets to support identification, versioning and packaging. They do not directly affect the specific features of a particular reference set or reference set type.
- Reference set columns that contain SNOMED CT identifiers are expanded to show details of the concept or description referenced by that identifier. In some cases, the term is shown in the same column using the expression syntax, in other cases an additional column with a name suffix '_term' has been added. In the standard reference set files only the identifier is present in the column and there is no added column for the term. When using reference sets, the term and other details of the component are looked up from the relevant component release files.

Descriptor Template

The table below shows the descriptor that defines the structure of the 9000000000000512005 |Query specification type reference set| pattern.

Table 5.2.1.7-3: Descriptor Template for Query Specification Reference Sets

refsetId	referencedComponentId	attributeDescription	attributeType	attributeOrder
9000000000000456007 Reference set descriptor	9000000000000512005 Query specification type reference set	9000000000000514006 Generated reference set	9000000000000461009 Concept type component	0
9000000000000456007 Reference set descriptor	9000000000000512005 Query specification type reference set	9000000000000515007 Query	9000000000000465000 String	1

Example Data

In the example below, "serialised [query 1](#)" is a text [string](#) that can be used to generate members for [Reference set 1](#), which is a simple member [reference set](#) (without any additional fields within its member records).

Table 5.2.1.7-4: Example rows from Query Specification Reference Set

refsetId	referencedComponentId	query
9000000000000513000 Simple query specification	Target reference set	< 19829001 disorder of lung : 116676008 associated morphology = << 79654002 edema

References

- See [Expression Constraint Language - Specification and Guide](#) for details of the language used to specify intensional definitions of concept subsets.

5.2.1.8 Ordered Reference Set

Deprecation Notice

The Ordered Reference Set pattern is now deprecated as it has been replaced with two reference set types each of which is specific to one of the two distinct use cases supported by the Ordered Reference set pattern.

The recommended Reference sets to address the purposes identified below are now:

- [5.2.1.2 Ordered Component Reference Set](#)
 - This allows an ordered or prioritized list of components to be represented.
 - It omits the **linkedTold** field in the pattern shown below as this is not required to address this use case.
- [5.2.1.5 Ordered Association Reference Set](#)
 - This enables representation of alternative navigation hierarchies (in which child concepts are ordered) and also also supports representation of groups of ordered components.
 - The **linkedTold** field in the pattern shown below is replaced by the targetComponentId (this name is used to align with the [5.2.1.4 Association Reference Set](#) (used from unordered associations).

Deprecation does not prevent continued use of an existing reference set pattern. However it does indicate that a different solution is now specified and recommended to meet the requirements for this pattern

Purpose

An 447258008 |Ordered type reference set| allows a collection of [components](#) to be defined with a specified given a priority ordering. This type of [reference set](#) can also be used to specify ordered associations between different [components](#). These can be used to specify several interrelated subsets of components and to define alternative hierarchies for navigation and selection of [concepts](#) or [descriptions](#).

Data structure

An [Ordered reference set](#) is an [Integer Component reference set](#) is used to represent ordered lists and alternative hierarchies. Its structure is shown in the following table.

Table 5.2.1.8-1: Ordered reference set - Data structure

Field	Data type	Purpose
id	UUID	<p>A 128 bit unsigned Integer, uniquely identifying this reference set member.</p> <p>Different versions of a <i>reference set member</i> share the same id but have different effectiveTime. This allows a <i>reference set member</i> to be modified or made active (i.e. removed from the active set) at a specified time.</p>
effectiveTime	Time	<p>The inclusive date or time at which this version of the identified reference set member became the current version.</p> <p>The current version of this reference set member at time <i>T</i> is the version with the most recent effectiveTime prior to or equal to time <i>T</i>.</p>
active	Boolean	<p>The state of the identified reference set member as at the specified effectiveTime.</p> <p>If active = 1 (true) the reference set member is part of the current version of the set, if active = 0 (false) the reference set member is not part of the current version of the set.</p>
moduleId	SCTID	<p>Identifies the SNOMED CT module that contains this reference set member as at the specified effectiveTime.</p> <p>The value must be a subtype of 900000000000443000 Module (core metadata concept) within the metadata hierarchy.</p>
refsetId	SCTID	<p>Identifies the reference set to which this reference set member belongs.</p> <p>In this case, set to a subtype of 447258008 Ordered type reference set </p>
referencedComponentId	SCTID	<p>The identifier of a SNOMED CT component that is included in the ordered list of alternative hierarchy.</p>

order	Integer	<p>Specifies the sort order of the list. The list is ordered by applying an ascending sort of the order value.</p> <p>The value of order =1 represents the highest priority. A value of '0' is not allowed. Duplicate values are permitted and the sort order between two members with the same order value is not defined.</p> <p>If the linkedTold value is not 0, sorting occurs within subgroups that share the same linkedTold.</p> <p>Note: The name "order" is a reserved word in some database environments. Please consider this when using this column.</p>
linkedTold	SCTID	<p>The identifier of a SNOMED CT component that acts as a grouper or hierarchy node, collecting together a subgroup from within the list.</p> <p>This field either enables reference set member linked into a number of subgroups. These subgroups can be nested allowing representation of alternative hierarchies.</p> <p>To link members into a subgroup, all components in the same subgroup should reference the same component. This can either be a component that represents the name of that subgroup or the first member of the subgroup. In the latter case, the first row of each subgroup will contain the same identifier in referencedComponentId and linkedTold and with order =1.</p> <p>To link a number of childrenconcepts to a single parent concept, one member record should exist per child, with the referencedComponentId field referencing the parent and this field referencing the childconcept. The order field is then used to order the childrenconcepts under the parent concept.</p> <p>For ordered lists that do not require grouping or hierarchical arrangement the value of linkedTold should be the digit zero (0).</p>

Metadata

The following metadata in the "Foundation metadata [concept](#)" [hierarchy](#) supports this [reference set](#)

Table 5.2.1.8-2: Ordered References Sets in the Metadata Hierarchy

Field	Data type	Purpose	Mutable	Part of Primary Key
id	UUID	A 128 bit unsigned Integer , uniquely identifying this reference set member . Different versions of a reference set member share the same id but have different effectiveTime . This allows a reference set member to be modified or made inactive (i.e. removed from the active set) at a specified time.	NO	YES (Full / Snapshot)
effectiveTime	Time	The inclusive date or time at which this version of the identified reference set member became the current version. Note : In distribution files the effectiveTime should follow the short ISO date format (YYYYMM DD) and should not include the hours, minutes, seconds or timezone indicator. The current version of this reference set member at time <i>T</i> is the version with the most recent effectiveTime prior to or equal to time <i>T</i> .	YES	YES (Full) Optional (Snapshot)
active	Boolean	The state of the identified reference set member as at the specified effectiveTime . If active = 1 (true) the reference set member is part of the current version of the set, if active = 0 (false) the reference set member is not part of the current version of the set.	YES	NO
moduleId	SCTID	Identifies the SNOMED CT module that contains this reference set member as at the specified effectiveTime . The value must be a subtype of 900000000000443000 Module (core metadata concept) within the metadata hierarchy .	YES	NO
refsetId	SCTID	Identifies the reference set to which this reference set member belongs. In this case, a subtype descendant of: 447258008 Ordered type reference set	NO	NO
referencedComponentId	SCTID	A reference to the SNOMED CT component to be included in the reference set . The component that is placed in order by this reference set row.	NO	NO
order	Integer	Specifies the sort order of the list. The list is ordered by applying an ascending sort of the order value. The value of order =1 represents the highest priority. A value of '0' is not allowed. Duplicate values are permitted and the sort order between two members with the same order value is not defined. If the linkedTold value is not 0, sorting occurs within subgroups that share the same linkedTold . Note: The name "order" is a reserved word in some database environments. Please consider this when using this column.	YES	NO

linkedTold	SCTID	<p>The identifier of a SNOMED CT component that acts as a grouper or hierarchy node, collecting together a subgroup from within the list.</p> <p>This field either enables reference set member linked into a number of subgroups. These subgroups can be nested allowing representation of alternative hierarchies.</p> <p>To link members into a subgroup, all components in the same subgroup should reference the same component. This can either be a component that represents the name of that subgroup or the first member of the subgroup. In the latter case, the first row of each subgroup will contain the same identifier in referencedComponentId and linkedTold and with order =1.</p> <p>To link a number of children concepts to a single parent concept, one member record should exist per child, with the referencedComponentId field referencing the parent and this field referencing the child concept. The order field is then used to order the children concepts under the parent concept.</p> <p>For ordered lists that do not require grouping or hierarchical arrangement the value of linkedTold should be the digit zero (0).</p>	YES	NO
------------	-------	---	-----	----

- 900000000000454005 |[Foundation metadata concept](#)|
 - 900000000000455006 |[Reference set](#)|
 - 447258008 |[Ordered type reference set](#)|

Reference Set Descriptor and Example Data

Notes on the tables used to show descriptors and examples

The reference set example tables on this page have been revised as follows to aid clarity and understanding:

- The first four columns which are present in all release files are not shown. The omitted columns ([id](#), [effectiveTime](#), [active](#), [moduleId](#)) are used in the same way in all referenced sets to support identification, versioning and packaging. They do not directly affect the specific features of a particular reference set or reference set type.
- Reference set columns that contain SNOMED CT identifiers are expanded to show details of the concept or description referenced by that identifier. In some cases, the term is shown in the same column using the expression syntax, in other cases an additional column with a name suffix '_term' has been added. In the standard reference set files only the identifier is present in the column and there is no added column for the term. When using reference sets, the term and other details of the component are looked up from the relevant component release files.

Descriptor Template

The tables below show the descriptor that defines the structure of the 447258008 |[Ordered type reference set](#)| pattern and an example of descriptor for a [reference set](#) that follows this pattern.

Table 5.2.1.8-3: Refset Descriptor rows for Ordered Reference Set

refsetId	referencedComponentId	attributeDescription	attributeType	attributeOrder
----------	-----------------------	----------------------	---------------	----------------

900000000000456007 Reference set descriptor	447258008 Ordered type reference set	449608002 Referenced component	900000000000460005 Component type	0
900000000000456007 Reference set descriptor	447258008 Ordered type reference set	447255006 Priority order reference set attribute	900000000000478000 Unsigned integer	1
900000000000456007 Reference set descriptor	447258008 Ordered type reference set	447257003 "Linked to" reference set attribute	900000000000460005 Component type	2

Example Data

Table 5.2.1.8-4: Sample Content for an Ordered Reference Set

refsetId	referencedComponentId (Referenced component)	order (Attribute order)	linkedTo ("Linked to" reference set attribute)
447570008 SNOMED CT top level navigation hierarchy ordered reference set	64572001 Disease	1	123946008 Disorder by body site
447570008 SNOMED CT top level navigation hierarchy ordered reference set	64572001 Disease	2	370117001 Disorder of system
447570008 SNOMED CT top level navigation hierarchy ordered reference set	64572001 Disease	3	278919001 Communication disorder
447570008 SNOMED CT top level navigation hierarchy ordered reference set	64572001 Disease	4	74732009 Mental disorder
447570008 SNOMED CT top level navigation hierarchy ordered reference set	64572001 Disease	5	39898005 Sleep disorder

447570008 SNOMED CT top level navigation hierarchy ordered reference set	64572001 Disease	6	370118006 Disorder of pregnancy / labor / delivery / puerperium
447570008 SNOMED CT top level navigation hierarchy ordered reference set	64572001 Disease	7	370119003 Fetal / neonatal / perinatal disorder
447570008 SNOMED CT top level navigation hierarchy ordered reference set	64572001 Disease	8	370120009 Endocrine / nutritional / metabolic disorder
447570008 SNOMED CT top level navigation hierarchy ordered reference set	64572001 Disease	9	370121008 Disorder of blood / lymphatics / immune system
447570008 SNOMED CT top level navigation hierarchy ordered reference set	64572001 Disease	10	281867008 Multisystem disorder

5.2.1.9 OWL Expression Reference Set

Purpose

An [762676003 |OWL expression type reference set|](#) associates description logic statements with [SNOMED CT concept](#) in the OWL functional syntax.

The SNOMED CT International Release contains content in two [reference sets](#) that follow the [762676003 |OWL expression type reference set|](#) pattern:

- The [733073007 |OWL axiom reference set \(foundation metadata concept\)|](#), in which the OWL expressions represent axioms that form the logical definition of the [concept](#) identified by the [referencedComponentId](#)
- The [762103008 |OWL ontology reference set \(foundation metadata concept\)|](#), in which the OWL expressions represent essential information about an ontology. This information includes, namespaces, ontology URI, ontology version URI, and import statements. The [762103008 |OWL ontology reference set \(foundation metadata concept\)|](#) enables the use of prefixes in the ontology

Data Structure

An [762676003 |OWL expression type reference set|](#) is structured as shown in the following table.

Field	Data type	Purpose	Mutable	Part of Primary Key

id	UUID	A 128 bit unsigned Integer , uniquely identifying this reference set member . Different versions of a reference set member share the same id but have different effectiveTime . This allows a reference set member to be modified or made inactive (i.e. removed from the active set) at a specified time.	NO	YES (Full / Snapshot)
effectiveTime	Time	The inclusive date or time at which this version of the identified reference set member became the current version. Note : In distribution files the effectiveTime should follow the short ISO date format (YYYYMM DD) and should not include the hours, minutes, seconds or timezone indicator. The current version of this reference set member at time <i>T</i> is the version with the most recent effectiveTime prior to or equal to time <i>T</i> .	YES	YES (Full) Optional (Snapshot)
active	Boolean	The state of the identified reference set member as at the specified effectiveTime . If active = 1 (true) the reference set member is part of the current version of the set, if active = 0 (false) the reference set member is not part of the current version of the set.	YES	NO
moduleId	SCTID	Identifies the SNOMED CT module that contains this reference set member as at the specified effectiveTime . The value must be a subtype of 900000000000443000 Module (core metadata concept) within the metadata hierarchy .	YES	NO
refsetId	SCTID	Identifies the reference set to which this reference set member belongs. In this case, a subtype descendant of: 762676003 OWL expression type reference set (foundation metadata concept) 	NO	NO
referencedComponentId	SCTID	A reference to the SNOMED CT component to be included in the reference set . The concept to which the OWL expression applies. In the case of the 733073007 OWL axiom reference set (foundation metadata concept) , the axiom contributes to the definition of the identified concept .	NO	NO
owlExpression	String	The text of OWL expression to attach to the component identified by referencedComponentId .	YES	NO

Metadata

The following metadata supports this reference set:

900000000000454005 |[Foundation metadata concept](#)|
 900000000000455006 |[Reference set](#)|
 762676003 |[OWL expression type reference set](#)|
 762103008 |[OWL ontology reference set](#)|

733073007 |OWL axiom reference set|
 900000000000457003 |Reference set attribute|
 706999006 |Expression|
 762677007 |OWL expression|
 900000000000459000 |Attribute type|
 900000000000465000 |String|
 762678002 |OWL 2 language syntax|

Descriptor Template and Examples

The reference set example tables on this page have been revised as follows to aid clarity and understanding:

- The first four columns which are present in all release files are not shown. The omitted columns (id, effectiveTime, active) are used in the same way in all referenced sets to support identification, versioning and packaging. They do not directly affect the specific features of a particular reference set or reference set type.
- Reference set columns that contain SNOMED CT identifiers are expanded to show details of the concept or description referenced by that identifier. In some cases, the term is shown in the same column using the expression syntax, in other cases an additional column with a name suffix '_term' has been added. In the standard reference set files only the identifier is present in the column and there is no added column for the term. When using reference sets, the term and other details of the component are looked up from the relevant component release files.

Descriptor Template

The table below shows the descriptors that define the structure of the 762676003 |OWL expression type reference set| pattern and examples of the descriptors for specific reference sets that follow this pattern.

Table 4-1: Descriptor templates for OWL expression reference sets

refsetId	referencedComponent Id	attributeDescription	attributeType	attributeOrder
900000000000456007 Reference set descriptor	762676003 OWL expression type reference set	449608002 Referenced component	900000000000461009 Concept type component	0
900000000000456007 Reference set descriptor	762676003 OWL expression type reference set	762677007 OWL expression	762678002 OWL 2 language syntax	1
900000000000456007 Reference set descriptor	762103008 OWL ontology reference set	449608002 Referenced component	900000000000461009 Concept type component	0

900000000000456007 Reference set descriptor	762103008 OWL ontology reference set	762677007 OWL expression	762678002 OWL 2 language syntax	1
900000000000456007 Reference set descriptor	733073007 OWL axiom reference set	449608002 Referenced component	900000000000461009 Concept type component	0
900000000000456007 Reference set descriptor	733073007 OWL axiom reference set	762677007 OWL expression	762678002 OWL 2 language syntax	1

OWL Ontology Reference Set Example

Table 4-2: OWL ontology reference set example

moduleId	refsetId	referencedComponentId	owlExpression
90000000000012004 SNOMED CT model component module	762103008 OWL ontology reference set	734146004 OWL ontology namespace	Prefix(foaf:=< http://snomed.info/id/ >)
90000000000012004 SNOMED CT model component module	762103008 OWL ontology reference set	734146004 OWL ontology namespace	Prefix(owl:=< http://www.w3.org/2002/07/owl/ >)
90000000000012004 SNOMED CT model component module	762103008 OWL ontology reference set	734146004 OWL ontology namespace	Prefix(rdf:=< http://www.w3.org/1999/02/22-rdf-syntax-ns/ >)
90000000000012004 SNOMED CT model component module	762103008 OWL ontology reference set	734146004 OWL ontology namespace	Prefix(xml:=< http://www.w3.org/XML/1998/namespace/ >)
90000000000012004 SNOMED CT model component module	762103008 OWL ontology reference set	734146004 OWL ontology namespace	Prefix(xsd:=< http://www.w3.org/2001/XMLSchema/ >)

90000000000012004 SNOMED CT model component module	762103008 OWL ontology reference set	734146004 OWL ontology namespace	Prefix(rdfs:=< http://www.w3.org/2000/01/rdf-schema# >)
90000000000012004 SNOMED CT model component module	762103008 OWL ontology reference set	734147008 OWL ontology header	Ontology(< http://snomed.info/sct/900000000000207008 >)

OWL Axiom Reference Set Example

Table 4-3: OWL axiom reference set example

moduleId	refsetId	referenceComponentId	owlExpression	Explanatory Notes
900000000000207008 SNOMED CT core module	733073007 OWL axiom reference set	404684003 Clinical finding (finding)	SubClassOf(:404684003 :138875005)	<p>Example of SubClassOf, which is equivalent to an Is a relationship between most SNOMED CT concepts.</p> <div style="border: 1px solid #f0e68c; padding: 10px; margin: 10px 0;"> <p>⚠ A different OWL expression is used to represent Is a relationships between attributes. This is shown in the row below.</p> </div> <ul style="list-style-type: none"> 404684003 Clinical finding (finding) 138875005 SNOMED CT Concept (SNOMED RT+CTV3)
90000000000012004 SNOMED CT model component module	733073007 OWL axiom reference set	774081006 Proper part of (attribute)	SubObjectPropertyOf(:774081006 :733928003)	<p>Example of SubObjectPropertyOf, which is equivalent to an Is a relationship between attributes.</p> <ul style="list-style-type: none"> 774081006 Proper part of (attribute) 733928003 All or part of (attribute)

900000000000207008 SNOMED CT core module	733073007 OWL axiom reference set	90708001 Kidney disease (disorder)	EquivalentClasses(:90708001 ObjectIntersectionOf(:64572001 ObjectSomeValuesFrom(:609096000 ObjectSomeValuesFrom(:363698007 :64033007))))	<p>Example of EquivalentClasses, which is equivalent to stating that a concept is sufficiently defined by a set of necessary relationships.</p> <ul style="list-style-type: none"> 90708001 Kidney disease (disorder) 64572001 Disease 609096000 Role group (attribute) 363698007 Finding site (attribute) 64033007 Kidney structure (body structure)
900000000000207008 SNOMED CT core module	733073007 OWL axiom reference set	126516008 Neoplasm of skin of upper limb (disorder)	EquivalentClasses(:126516008 ObjectIntersectionOf(:64572001 ObjectSomeValuesFrom(:609096000 ObjectIntersectionOf(ObjectSomeValuesFrom(:116676008 :108369006) ObjectSomeValuesFrom(:363698007 :371311000))))	<p>Example of a role group with a conjunction of two relationships as its value.</p> <ul style="list-style-type: none"> 126516008 Neoplasm of skin of upper limb (disorder) 64572001 Disease 609096000 Role group (attribute) 116676008 Associated morphology (attribute) 108369006 Neoplasm (morphologic abnormality) 363698007 Finding site (attribute) 371311000 Skin structure of upper limb (body structure)
90000000000012004 SNOMED CT model component module	733073007 OWL axiom reference set	774081006 Proper part of (attribute)	TransitiveObjectProperty(:774081006)	<p>Example of a transitive object property.</p> <ul style="list-style-type: none"> 774081006 Proper part of (attribute)
90000000000012004 SNOMED CT model component module	733073007 OWL axiom reference set	127489000 Has active ingredient (attribute)	SubObjectPropertyOf(ObjectPropertyChain(:127489000 :738774007) :127489000)	<p>Example of a property chain.</p> <ul style="list-style-type: none"> 127489000 Has active ingredient (attribute) 738774007 Is modification of (attribute)

900000000000207008 SNOMED CT core module	733073007 OWL axiom reference set	703264005 Secondary osteoporosis (disorder)	SubClassOf(ObjectIntersectionOf(64859006 ObjectSomeValuesFrom(:609096000 ObjectSomeValuesFrom(:255234002 :387713003)) ObjectSomeValuesFrom(:609096000 ObjectSomeValuesFrom(:363698007 :272673000))) :703264005)	<p>Example of a general concept inclusion (GCI).</p> <ul style="list-style-type: none"> 703264005 Secondary osteoporosis (disorder) 64859006 Osteoporosis (disorder) 609096000 Role group (attribute) 255234002 After (attribute) 387713003 Surgical procedure (procedure) 363698007 Finding site (attribute) 272673000 Bone structure (body structure)
--	-------------------------------------	---	---	--

Related Links

- [SNOMED CT OWL Guide](#)
- [SNOMED CT Logic Profile Specification](#)

{

5.2.1.10 Canonical Close to User Form Expression Reference Set

Purpose

A 1119435002 | Canonical close to user form expression reference set (foundation metadata concept) | provides a standardized way to represent postcoordinated expressions as they were captured by the users, but in a canonical form. This representation is required for the subsequent processing of the postcoordinated expressions, and the reference set is thus useful for the implementation of a postcoordinated expression repository.

Data structure

A 1119435002 | Canonical close to user form expression reference set (foundation metadata concept) | is a type of 1119417006 | Postcoordinated expression type reference set (foundation metadata concept) |.

Table 5.2.1.10-1: Simple map reference set - Data structure

Field	Data type	Purpose	Mutable	Part of Primary Key
-------	-----------	---------	---------	---------------------

id	UUID	A 128 bit unsigned Integer , uniquely identifying this reference set member . Different versions of a reference set member share the same id but have different effectiveTime . This allows a reference set member to be modified or made inactive (i.e. removed from the active set) at a specified time.	NO	YES (Full / Snapshot)
effectiveTime	Time	The inclusive date or time at which this version of the identified reference set member became the current version. Note : In distribution files the effectiveTime should follow the short ISO date format (YYYYMM DD) and should not include the hours, minutes, seconds or timezone indicator. The current version of this reference set member at time <i>T</i> is the version with the most recent effectiveTime prior to or equal to time <i>T</i> .	YES	YES (Full) Optional (Snapshot)
active	Boolean	The state of the identified reference set member as at the specified effectiveTime . If active = 1 (true) the reference set member is part of the current version of the set, if active = 0 (false) the reference set member is not part of the current version of the set.	YES	NO
moduleId	SCTID	Identifies the SNOMED CT module that contains this reference set member as at the specified effectiveTime . The value must be a subtype of 900000000000443000 Module (core metadata concept) within the metadata hierarchy .	YES	NO
refsetId	SCTID	Identifies the reference set to which this reference set member belongs. In this case, a subtype descendant of: 1119435002 Canonical close to user form expression reference set 	NO	NO
referencedComponentId	SCTID	A reference to the SNOMED CT component to be included in the reference set . A type of 1119436001 Canonical close to user form expression 	NO	NO
expression	String	A SNOMED CT expression that represents a serialized representation of the close-to-user form expression produced by applying a set of rules that ensure a single unique representation.	YES	NO
substrate	Uniform Resource Identifier	The SNOMED CT content by which the close-to-user form expression is authored .	YES	NO

Metadata

The following metadata [hierarchy](#) supports this [reference set](#):

Table 5.2.1.10-2: Canonical close to user form expression reference set in the Metadata Hierarchy

```

9000000000000454005 |Foundation metadata concept|
  9000000000000455006 |Reference set|
    1119417006 |Postcoordinated expression type reference set|
      1119435002 |Canonical close to user form expression reference set|

```

Reference Set Descriptor and Example Data

i Notes on the tables used to show descriptors and examples

The reference set example tables on this page have been revised as follows to aid clarity and understanding:

- The first four columns which are present in all release files are not shown. The omitted columns ([id](#), [effectiveTime](#), [active](#), [moduleId](#)) are used in the same way in all referenced sets to support identification, versioning and packaging. They do not directly affect the specific features of a particular reference set or reference set type.
- Reference set columns that contain SNOMED CT identifiers are expanded to show details of the concept or description referenced by that identifier. In some cases, the term is shown in the same column using the expression syntax, in other cases an additional column with a name suffix '_term' has been added. In the standard reference set files only the identifier is present in the column and there is no added column for the term. When using reference sets, the term and other details of the component are looked up from the relevant component release files.

Descriptor template and examples

The tables below show the descriptors that define examples of [reference sets](#) that follow the [900000000000496009](#) | Simple map reference set| pattern.

Table 5.2.1.10-3: Refset Descriptor rows for

refsetId	referencedComponentId (Referenced component)	attributeDescription (Attribute description)	attributeType (Attribute type)	attributeOrder (Attribute order)
----------	--	--	--------------------------------	----------------------------------

9000000000000456007 Reference set descriptor	1119435002 Canonical close to user form expression reference set	449608002 Referenced component	1119460002 Postcoordinated expression type component	0
9000000000000456007 Reference set descriptor	1119435002 Canonical close to user form expression reference set	1119436001 Canonical close to user form expression	1119454002 Compositional grammar expression	1
9000000000000456007 Reference set descriptor	1119435002 Canonical close to user form expression reference set	733616009 Authoring substrate	1119461003 Uniform resource identifier	2

Canonical Close to User Form Expression Refset Examples

Table 5.2.1.10-4: Sample Content from a canonical close to user form expression reference set

refsetId	referencedComponentId	expression	substrate

5.2.1.11 Classifiable Form Expression Reference Set

Purpose

A 1119468009 |Classifiable form expression reference set| provides a standardized way to represent postcoordinated expressions and supports the implementation of a postcoordinated expression repository.

Data structure

A 1119468009 |Classifiable form expression reference set| is a type of 1119417006 |Postcoordinated expression type reference set (foundation metadata concept)|

Table 5.2.1.11-1: Classifiable form expression reference set - Data structure

Field	Data type	Purpose	Mutable	Part of Primary Key
id	UUID	A 128 bit unsigned Integer , uniquely identifying this reference set member . Different versions of a reference set member share the same id but have different effectiveTime . This allows a reference set member to be modified or made inactive (i.e. removed from the active set) at a specified time.	NO	YES (Full / Snapshot)
effectiveTime	Time	The inclusive date or time at which this version of the identified reference set member became the current version. Note : In distribution files the effectiveTime should follow the short ISO date format (YYYYMM DD) and should not include the hours, minutes, seconds or timezone indicator. The current version of this reference set member at time <i>T</i> is the version with the most recent effectiveTime prior to or equal to time <i>T</i> .	YES	YES (Full) Optional (Snapshot)
active	Boolean	The state of the identified reference set member as at the specified effectiveTime . If active = 1 (true) the reference set member is part of the current version of the set, if active = 0 (false) the reference set member is not part of the current version of the set.	YES	NO
moduleId	SCTID	Identifies the SNOMED CT module that contains this reference set member as at the specified effectiveTime . The value must be a subtype of 900000000000443000 Module (core metadata concept) within the metadata hierarchy .	YES	NO
refsetId	SCTID	Identifies the reference set to which this reference set member belongs. In this case, a subtype descendant of: 1119468009 Classifiable form expression reference set	NO	NO
referencedComponentId	SCTID	A reference to the SNOMED CT component to be included in the reference set . 1119460002 Postcoordinated expression type component	NO	NO

expression	String	1137375006 Classifiable form compositional grammar expression	YES	NO
substrate	String	1119461003 Uniform resource identifier	YES	NO

Metadata

The following metadata [hierarchy](#) supports this [reference set](#):

Table 5.2.1.11-2: Classifiable form expression reference set in the Metadata Hierarchy

900000000000454005 Foundation metadata concept
900000000000455006 Reference set
1119417006 Postcoordinated expression type reference set
1119468009 Classifiable form expression reference set

Reference Set Descriptor and Example Data

Notes on the tables used to show descriptors and examples

The reference set example tables on this page have been revised as follows to aid clarity and understanding:

- The first four columns which are present in all release files are not shown. The omitted columns ([id](#), [effectiveTime](#), [active](#), [moduleId](#)) are used in the same way in all referenced sets to support identification, versioning and packaging. They do not directly affect the specific features of a particular reference set or reference set type.
- Reference set columns that contain SNOMED CT identifiers are expanded to show details of the concept or description referenced by that identifier. In some cases, the term is shown in the same column using the expression syntax, in other cases an additional column with a name suffix '_term' has been added. In the standard reference set files only the identifier is present in the column and there is no added column for the term. When using reference sets, the term and other details of the component are looked up from the relevant component release files.

Descriptor template and examples

The tables below show the descriptors that define examples of [reference sets](#) that follow the [900000000000496009 | Simple map reference set](#) pattern.

Table 5.2.1.11-3: Refset Descriptor rows for the classifiable form expression reference set

refsetId	referencedComponentId (Referenced component)	attributeDescription (Attribute description)	attributeType (Attribute type)	attributeOrder (Attribute order)
9000000000000456007 Reference set descriptor	1119468009 Classifiable form expression reference set (foundation metadata concept)	449608002 Referenced component	1119460002 Postcoordinated expression type component	0
9000000000000456007 Reference set descriptor	1119468009 Classifiable form expression reference set (foundation metadata concept)	1137375006 Classifiable form compositional grammar expression (foundation metadata concept)	1119454002 Compositional grammar expression	1
9000000000000456007 Reference set descriptor	1119468009 Classifiable form expression reference set (foundation metadata concept)	1119457009 Classification substrate (foundation metadata concept)	1119461003 Uniform resource identifier	2

Classifiable Form Expression Refset Examples

Table 5.2.1.11-4: Sample Content from a classifiable form expression reference set

refsetId	referencedComponentId	expression	substrate

5.2.2 Language Reference Sets

- [5.2.2.1 Language Reference Set](#)

5.2.2.1 Language Reference Set

Purpose

A 900000000000506000 |Language type reference set| supports the representation of [language](#) and [dialects](#) preferences for the use of particular [descriptions](#). The most common use case for this type of [reference set](#) is to specify the acceptable and preferred terms for use within a particular country or region. However, the same type of [reference set](#) can also be used to represent preferences for use of [descriptions](#) in a more specific context such as a clinical specialty, organization or department.

Data structure

A [Language reference set](#) is a [Component reference set](#) that is used to indicate which [descriptions](#) contain [terms](#) that are acceptable or preferred in a particular [language](#) or [dialect](#). Its structure is shown in the following table.

Table 5.2.2.1-1: Language reference set - Data structure

Field	Data type	Purpose	Mutable	Part of Primary Key
id	UUID	A 128 bit unsigned Integer , uniquely identifying this reference set member . Different versions of a reference set member share the same id but have different effectiveTime . This allows a reference set member to be modified or made inactive (i.e. removed from the active set) at a specified time.	NO	YES (Full / Snapshot)
effectiveTime	Time	The inclusive date or time at which this version of the identified reference set member became the current version. Note : In distribution files the effectiveTime should follow the short ISO date format (YYYYMM DD) and should not include the hours, minutes, seconds or timezone indicator. The current version of this reference set member at time <i>T</i> is the version with the most recent effectiveTime prior to or equal to time <i>T</i> .	YES	YES (Full) Optional (Snapshot)
active	Boolean	The state of the identified reference set member as at the specified effectiveTime . If active = 1 (true) the reference set member is part of the current version of the set, if active = 0 (false) the reference set member is not part of the current version of the set.	YES	NO

moduleId	SCTID	Identifies the SNOMED CT module that contains this reference set member as at the specified effectiveTime . The value must be a subtype of 900000000000443000 Module (core metadata concept) within the metadata hierarchy .	YES	NO
refsetId	SCTID	Identifies the reference set to which this reference set member belongs. In this case, a subtype descendant of: 900000000000506000 Language type	NO	NO
referencedComponentId	SCTID	A reference to the SNOMED CT component to be included in the reference set . Refers to the description to which the acceptability value is being applied.	NO	NO
acceptabilityId	SCTID	A subtype of 900000000000511003 Acceptability indicating whether the description is acceptable or preferred for use in the specified language or dialect .	YES	NO

Language Reference Rules and Guidance

In a Language reference set:

- No more than one description of a specific description type associated with a single concept may have the acceptabilityId value 900000000000548007 | Preferred|.
- Every active concept should have one preferred synonym in each language.
 - This means that a language reference set should assign the acceptabilityId 900000000000548007 | Preferred| to one synonym (a description with typeId value 90000000000013009 |synonym|) associated with each concept .
 - This description is the preferred term for that concept in the specified language or dialect.
- Any description which is not referenced by an active row in the reference set is regarded as unacceptable (i.e. not a valid synonym in the language or dialect).
 - If a description becomes unacceptable, the relevant language reference set member is inactivated by adding a new row with the same id, the effectiveTime of the the change and the value active=0.
 - For this reason there is no requirement for an "unacceptable" value.

Metadata

The following metadata supports this reference set :

Table 5.2.2.1-2: Language References Sets in the Metadata Hierarchy

900000000000454005 Foundation metadata concept
900000000000506000 Language type
900000000000507009 English
900000000000508004 GB English
900000000000509007 US English

The immediate [children](#) of [Language type](#) will represent languages. This level may be used to represent the "formal approved" [language](#), where a language authority is formally recognized. In most cases, this level will not identify a specific reference set. Subtype of the language level are used to represent different dialects, national or regional variants.

Reference Set Descriptor and Example Data

i Notes on the tables used to show descriptors and examples

The reference set example tables on this page have been revised as follows to aid clarity and understanding:

- The first four columns which are present in all release files are not shown. The omitted columns ([id](#), [effectiveTime](#), [active](#), [moduleId](#)) are used in the same way in all referenced sets to support identification, versioning and packaging. They do not directly affect the specific features of a particular reference set or reference set type.
- Reference set columns that contain SNOMED CT identifiers are expanded to show details of the concept or description referenced by that identifier. In some cases, the term is shown in the same column using the expression syntax, in other cases an additional column with a name suffix '_term' has been added. In the standard reference set files only the identifier is present in the column and there is no added column for the term. When using reference sets, the term and other details of the component are looked up from the relevant component release files.

Language Reference Descriptor

The table below shows an example of the descriptor for a specific [reference sets](#) that follows the 900000000000506000 [Language type reference set](#) pattern.

Table 5.2.2.1-3: Refset Descriptor rows for a language reference set

refsetId	referencedComponentId (Referenced component)	attributeDescription (Attribute description)	attributeType (Attribute type)	attributeOrder (Attribute order)
900000000000456007 Reference set descriptor	900000000000508004 GB English	900000000000510002 Description in dialect	900000000000462002 Description type component	0
900000000000456007 Reference set descriptor	900000000000508004 GB English	900000000000511003 Acceptability	900000000000461009 Concept type component	1

Language Reference Set Examples

Table 5.2.2.1-4: Sample content from the US English language reference set

refsetId	referencedComponentId (Description)	acceptabilityId (Acceptability in dialect)
900000000000509007 US English	42969009 Cauterization of skin {id:71693012}	900000000000548007 Preferred
900000000000509007 US English	42969009 Fulguration of subcutaneous tissue {id:71695017}	900000000000549004 Acceptable
900000000000509007 US English	80146002 Appendectomy {id:132967011}	900000000000548007 Preferred
900000000000509007 US English	80146002 Excision of appendix {id:132972019}	900000000000549004 Acceptable
900000000000509007 US English	271737000 Anemia {id:406636013}	900000000000548007 Preferred
900000000000509007 US English	271737000 Absolute anemia {id:406640016}	900000000000549004 Acceptable

Table 5.2.2.1-5: Sample content from the GB English language reference set

refsetId	referencedComponentId (Description)	acceptabilityId (Acceptability in dialect)
900000000000508004 GB English	42969009 Cauterisation of skin {id:493493018}	900000000000548007 Preferred
900000000000508004 GB English	42969009 Fulguration of subcutaneous tissue {id:71695017}	900000000000549004 Acceptable
900000000000508004 GB English	80146002 Excision of appendix {id:132972019}	900000000000549004 Acceptable

900000000000508004 GB English	80146002 Appendectomy {id:132973012}	900000000000548007 Preferred
900000000000508004 GB English	271737000 Anaemia {id:406638014}	900000000000548007 Preferred
900000000000508004 GB English	271737000 Absolute anaemia {id:406641017}	900000000000549004 Acceptable

In the above examples, 80146002 |Excision of appendix| is acceptable in both US and GB English. However, 80146002 |Appendectomy| is preferred in US English and 80146002 |Appendicectomy| is preferred in GB English.

5.2.3 Map Reference Sets

- 5.2.3.1 Simple Map from SNOMED CT Reference Set
- 5.2.3.2 Simple Map to SNOMED CT Reference Set
- 5.2.3.3 Complex and Extended Map from SNOMED CT Reference Sets
- 5.2.3.4 Map to SNOMED CT with Correlation and Origin Reference Set
- 5.2.3.5 Code to Expression Reference Set
- 5.2.3.6 Simple map with correlation from SNOMED CT type reference set
- 5.2.3.7 Simple map with correlation to SNOMED CT type reference set
- 5.2.3.8 Simple map with correlation from SNOMED CT to SNOMED CT type reference set

5.2.3.1 Simple Map from SNOMED CT Reference Set

Purpose

A 900000000000496009 |Simple map from SNOMED CT reference set| supports the representation of simple maps **from SNOMED CT concepts to** values in other code systems. No constraints are put on the number of coding schemes supported, the number of codes within a particular scheme mapped to by a single SNOMED CT concept or the number of SNOMED CT concepts mapping to a particular code. However, this type of reference set is usually only appropriate where there is a close "one-to-one" mapping between SNOMED CT concepts and coded values in another code system.

Data structure

A 900000000000496009 |Simple map from SNOMED CT reference set| is a String reference set used to represent maps **from SNOMED CT concepts to** codes in another terminology, classification or code system. Its structure is shown in the following table.

Table 5.2.3.1-1: Simple map from SNOMED CT reference set - Data structure

Field	Data type	Purpose	Mutable	Part of Primary Key

id	UUID	A 128 bit unsigned Integer , uniquely identifying this reference set member . Different versions of a reference set member share the same id but have different effectiveTime . This allows a reference set member to be modified or made inactive (i.e. removed from the active set) at a specified time.	NO	YES (Full / Snapshot)
effectiveTime	Time	The inclusive date or time at which this version of the identified reference set member became the current version. Note : In distribution files the effectiveTime should follow the short ISO date format (YYYYMM DD) and should not include the hours, minutes, seconds or timezone indicator. The current version of this reference set member at time <i>T</i> is the version with the most recent effectiveTime prior to or equal to time <i>T</i> .	YES	YES (Full) Optional (Snapshot)
active	Boolean	The state of the identified reference set member as at the specified effectiveTime . If active = 1 (true) the reference set member is part of the current version of the set, if active = 0 (false) the reference set member is not part of the current version of the set.	YES	NO
moduleId	SCTID	Identifies the SNOMED CT module that contains this reference set member as at the specified effectiveTime . The value must be a subtype of 900000000000443000 Module (core metadata concept) within the metadata hierarchy .	YES	NO
refsetId	SCTID	Identifies the reference set to which this reference set member belongs. In this case, a subtype descendant of: 900000000000496009 Simple map from SNOMED CT type reference set	NO	NO
referencedComponentId	SCTID	A reference to the SNOMED CT component to be included in the reference set . Refers to the SNOMED CT concept from which the mapTarget is mapped (i.e. the map source).	NO	NO
mapTarget	String	The equivalent code in the other terminology, classification or code system, to which the referencedComponentId is mapped.	YES	NO

Metadata

The following metadata [hierarchy](#) supports this [reference set](#):

Table 5.2.3.1-2: Simple Map from SNOMED CT Reference Sets in the Metadata Hierarchy

900000000000454005 |Foundation metadata concept|
 900000000000455006 |Reference set|
 900000000000496009 |Simple map from SNOMED CT|

Reference Set Descriptor and Example Data

i Notes on the tables used to show descriptors and examples

The reference set example tables on this page have been revised as follows to aid clarity and understanding:

- The first four columns which are present in all release files are not shown. The omitted columns ([id](#), [effectiveTime](#), [active](#), [moduleId](#)) are used in the same way in all referenced sets to support identification, versioning and packaging. They do not directly affect the specific features of a particular reference set or reference set type.
- Reference set columns that contain SNOMED CT identifiers are expanded to show details of the concept or description referenced by that identifier. In some cases, the term is shown in the same column using the expression syntax, in other cases an additional column with a name suffix '_term' has been added. In the standard reference set files only the identifier is present in the column and there is no added column for the term. When using reference sets, the term and other details of the component are looked up from the relevant component release files.

Descriptor template and examples

The tables below show the descriptors that define examples of [reference sets](#) that follow the [900000000000496009 |Simple map from SNOMED CT reference set|](#) pattern.

Table 5.2.3.1-3: Refset Descriptor rows

refsetId	referencedComponentId (Referenced component)	attributeDescription (Attribute description)	attributeType (Attribute type)	attributeOrder (Attribute order)
900000000000456007 Reference set descriptor 	900000000000496009 Simple map from SNOMED CT type reference set 	900000000000500006 Map source 	900000000000461009 Concept type component 	0
900000000000456007 Reference set descriptor 	900000000000496009 Simple map from SNOMED CT type reference set 	900000000000505001 Map target 	900000000000465000 String 	1

Refset Examples

Table 5.2.3.1-4: Sample Content from a Simple Map From SNOMED CT Reference Set

refsetId	referencedComponentId (mapSource)	mapTarget
900000000000498005 SNOMED RT ID simple map	100005 SNOMED RT Concept	G-3000
900000000000498005 SNOMED RT ID simple map	101009 Quilonia ethiopica	L-55535
900000000000498005 SNOMED RT ID simple map	102002 Hemoglobin Okaloosa	F-D5972
900000000000498005 SNOMED RT ID simple map	103007 Squirrel fibroma virus	L-37904
900000000000498005 SNOMED RT ID simple map	104001 Excision of lesion of patella	P1-18376
900000000000498005 SNOMED RT ID simple map	105000 Poisoning by pharmaceutical excipient	DD-82950
900000000000498005 SNOMED RT ID simple map	106004 Structure of posterior carpal region	T-D8602
900000000000498005 SNOMED RT ID simple map	107008 Structure of fetal part of placenta	T-F1102
900000000000498005 SNOMED RT ID simple map	108003 Entire condylar emissary vein	T-49723
900000000000498005 SNOMED RT ID simple map	109006 Anxiety disorder of childhood OR adolescence	D9-12000

5.2.3.2 Simple Map to SNOMED CT Reference Set

Purpose

A 1187636009 |Simple map to SNOMED CT type reference set| supports the representation of simple maps **from** values in other code systems **to** SNOMED CT concepts. No constraints are put on the number of SNOMED CT concepts mapping to by a particular code. However, this type of reference set is usually only appropriate where there is a close "one-to-one" mapping between the coded values in another code system and SNOMED CT concepts.

Data structure

A 1187636009 |Simple map to SNOMED CT type reference set| is a String reference set used to represent maps **from** codes in another terminology, classification or code system **to** SNOMED CT concepts. Its structure is shown in the following table.

Table 5.2.3.2-1: Simple map to SNOMED CT reference set - Data structure

Field	Data type	Purpose	Mutable	Part of Primary Key
id	UUID	A 128 bit unsigned Integer, uniquely identifying this reference set member. Different versions of a reference set member share the same id but have different effectiveTime. This allows a reference set member to be modified or made inactive (i.e. removed from the active set) at a specified time.	NO	YES (Full / Snapshot)
effectiveTime	Time	The inclusive date or time at which this version of the identified reference set member became the current version. Note : In distribution files the effectiveTime should follow the short ISO date format (YYYYMM DD) and should not include the hours, minutes, seconds or timezone indicator. The current version of this reference set member at time T is the version with the most recent effectiveTime prior to or equal to time T .	YES	YES (Full) Optional (Snapshot)
active	Boolean	The state of the identified reference set member as at the specified effectiveTime . If active = 1 (true) the reference set member is part of the current version of the set, if active = 0 (false) the reference set member is not part of the current version of the set.	YES	NO
moduleId	SCTID	Identifies the SNOMED CT module that contains this reference set member as at the specified effectiveTime . The value must be a subtype of 900000000000443000 Module (core metadata concept) within the metadata hierarchy .	YES	NO

refsetId	SCTID	Identifies the reference set to which this reference set member belongs. In this case, a subtype descendant of: 1187636009 Simple map to SNOMED CT type reference set	NO	NO
referencedComponentId	SCTID	A reference to the SNOMED CT component to be included in the reference set . Refers to the SNOMED CT concept to which the mapSource is mapped (i.e. the map target).	NO	NO
mapSource	String	The equivalent code in the other terminology, classification or code system, from which the referencedComponentId is mapped.	YES	NO

Metadata

The following metadata [hierarchy](#) supports this [reference set](#):

Table 5.2.3.2-2: Simple Map to SNOMED CT Reference Sets in the Metadata Hierarchy

900000000000454005 Foundation metadata concept
900000000000455006 Reference set
1187636009 Simple map to SNOMED CT type reference set

Reference Set Descriptor and Example Data

Notes on the tables used to show descriptors and examples

The reference set example tables on this page have been revised as follows to aid clarity and understanding:

- The first four columns which are present in all release files are not shown. The omitted columns ([id](#), [effectiveTime](#), [active](#), [moduleId](#)) are used in the same way in all referenced sets to support identification, versioning and packaging. They do not directly affect the specific features of a particular reference set or reference set type.
- Reference set columns that contain SNOMED CT identifiers are expanded to show details of the concept or description referenced by that identifier. In some cases, the term is shown in the same column using the expression syntax, in other cases an additional column with a name suffix '_term' has been added. In the standard reference set files only the identifier is present in the column and there is no added column for the term. When using reference sets, the term and other details of the component are looked up from the relevant component release files.

Descriptor template and examples

The tables below show the descriptors that define examples of [reference sets](#) that follow the 1187636009 |Simple map to SNOMED CT type reference set (foundation metadata concept)|pattern.

Table 5.2.3.2-3: Refset Descriptor rows for Simple map to SNOMED CT type reference set

refsetId	referencedComponentId (Referenced component)	attributeDescription (Attribute description)	attributeType (Attribute type)	attributeOrder (Attribute order)
9000000000000456007 Reference set descriptor	1187636009 Simple map to SNOMED CT type reference set	900000000000505001 Map target	900000000000461009 Concept type component	0
9000000000000456007 Reference set descriptor	1187636009 Simple map to SNOMED CT type reference set	900000000000500006 Map source	900000000000465000 String	1

Refset Examples

Table 5.2.3.2-4: Sample Content from a Simple Map to SNOMED CT Reference Set

refsetId	referencedComponentId (mapTarget)	mapSource
1193497006 MedDRA to SNOMED CT simple map reference set	131114008 Decreased vitamin D	10078111
1193497006 MedDRA to SNOMED CT simple map reference set	702809001 Drug reaction with eosinophilia and systemic symptoms	10058899
1193497006 MedDRA to SNOMED CT simple map reference set	95388000 Injection site pain	10058683
1193497006 MedDRA to SNOMED CT simple map reference set	410061008 Intentional poisoning	10036000

1193497006 MedDRA to SNOMED CT simple map reference set	55680006 Drug overdose	10068719
--	-------------------------	----------

5.2.3.3 Complex and Extended Map from SNOMED CT Reference Sets

Purpose

A 447250001 |Complex map from SNOMED CT type reference set| supports the representation of maps where each **SNOMED CT concept** may map to one or more codes in a **target scheme**. This type of **reference set** supports the general set of mapping data required to enable a **target code** to be selected at run-time from a number of alternate codes. It supports **target code** selection by accommodating the inclusion of machine readable rules and/or human readable advice. An 609331003 |Extended map from SNOMED CT type reference set| adds an additional field to allow the categorization of maps.

Data structure

A 447250001 |Complex map from SNOMED CT type reference set| is an **Integer - Integer - String - String - String - Component reference set**. The pattern is currently used for the map to ICD-9-CM. Its structure is as shown in the following table, with one exception - the table below includes an additional field (**mapCategoryId**) which is not used for this type of map.

An 609331003 |Extended map type reference set (foundation metadata concept)| follows the same pattern but adds one additional column. It is an **Integer - Integer - String - String - String - Component - Component reference set** and this pattern is currently used for maps to ICD-10. Its structure is shown in the following table, and includes the **mapCategoryId**.

Table 5.2.3.3-1: Complex and Extended map from SNOMED CT type reference sets - Data structures

Field	Data type	Purpose	Mutable	Part of Primary Key
id	UUID	A 128 bit unsigned Integer , uniquely identifying this reference set member . Different versions of a reference set member share the same id but have different effectiveTime . This allows a reference set member to be modified or made inactive (i.e. removed from the active set) at a specified time.	NO	YES (Full / Snapshot)
effectiveTime	Time	The inclusive date or time at which this version of the identified reference set member became the current version. Note : In distribution files the effectiveTime should follow the short ISO date format (YYYYMM DD) and should not include the hours, minutes, seconds or timezone indicator. The current version of this reference set member at time <i>T</i> is the version with the most recent effectiveTime prior to or equal to time <i>T</i> .	YES	YES (Full) Optional (Snapshot)

active	Boolean	The state of the identified reference set member as at the specified effectiveTime . If active = 1 (true) the reference set member is part of the current version of the set, if active = 0 (false) the reference set member is not part of the current version of the set.	YES	NO
moduleId	SCTID	Identifies the SNOMED CT module that contains this reference set member as at the specified effectiveTime . The value must be a subtype of 9000000000000443000 Module (core metadata concept) within the metadata hierarchy .	YES	NO
refsetId	SCTID	Identifies the reference set to which this reference set member belongs. In this case, a subtype descendant of: 447250001 Complex map from SNOMED CT type reference set or 609331003 Extended map from SNOMED CT type reference set .	NO	NO
referencedComponentId	SCTID	A reference to the SNOMED CT component to be included in the reference set . Refers to the SNOMED CT concept that is mapped to the other terminology or code system (i.e. the map source).	NO	NO
mapGroup	Integer	An Integer , grouping a set of complex map records from which one may be selected as a target code . Where a SNOMED CT concept maps onto 'n' target codes , there will be 'n' groups, each containing one or more complex map records.	YES	NO
mapPriority	Integer	Within a mapGroup , the mapPriority specifies the order in which complex map records should be checked. Only the first map record meeting the run - time selection criteria will be taken as the target code within the group of alternate codes.	YES	NO
mapRule	String	A machine-readable rule, (evaluating to either 'true' or 'false' at run-time) that indicates whether this map record should be selected within its mapGroup .	YES	NO
mapAdvice	String	Human-readable advice, that may be employed by the software vendor to give an end-user advice on selection of the appropriate target code from the alternatives presented to him within the group.	YES	NO
mapTarget	String	The target code in the target terminology, classification or code system.	YES	NO
correlationId	SCTID	A child of 1193546000 Map source to map target correlation (foundation metadata concept) in the metadata hierarchy , identifying the correlation between the SNOMED CT concept and the target code .	YES	NO

The following additional field only applies to [609331003 | Extended map type reference set |](#)

<p>mapCategoryId</p>	<p>SCTID</p>	<p>Identifies the SNOMED CT concept in the metadata hierarchy which represents the MapCategory for the associated map member. The categories vary for different target code systems, each set of categories is represented by a subtype of 609330002 Map category value .</p> <p>In the case of ICD-10 the individual category values are subtypes of: 447634004 ICD-10 map category value .</p>	<p>YES</p>	<p>NO</p>
----------------------	--------------	--	------------	-----------

Map Group, Priority and Rules

Values for [mapGroup](#) are allocated on a sequential basis (for each [refsetId](#) and [referencedComponentId](#) combination) during authoring starting at 1. However, distributed [mapGroup](#) are not necessarily sequential, as some [mapGroup](#) may be created and removed during a mapping process between releases. For maps where each [SNOMED CT concept](#) only maps to at most one of a group of alternate [target codes](#), the [mapGroup](#) field are usually be set to '1'.

Values for [mapPriority](#) will be allocated on a sequential basis (within each map group) starting from '1'. For maps that do not require run - time alternatives, the [mapPriority](#) field is set to '1'.

The [mapRule](#) and [mapAdvice](#) fields enable run-time selection (within vendor's software) from a number of alternative map records within a [mapGroup](#) . Where there are no alternatives maps these columns of the release files will be empty (zero length string). Where alternative maps exist one or both of columns will be populated where relevant information is available.

Where both fields are populated, and a vendor's system is capable of processing a machine readable rule, this should take priority over the human readable advice. Where neither field is populated, a vendor's system should allow the end-user to select the appropriate [target code](#) from the alternates.

For more details on this topic in relation to the ICD-10 maps released as part of the SNOMED CT International Edition please see the [ICD-10 Mapping Technical Guide](#)

Mapping Rule Specifications

The specific grammar and content of the rules for resolving complex mapping cases depends on the nature of the [target code](#) system or classification. In general, each map is accompanied by a rule which is tested against other data and can be evaluated to return one of the following values:

- **True** - in which case the map target applies;
- **False** - in which case the map target does not apply;
- **Indeterminate** - in cases where there is insufficient accessible data to determine whether the map target applies. In this case manual resolution of the map using the map advice provided will be required.

The mapping rules assume access to a number of variables, that can be bound to appropriate attributes in the vendor's system information model. These include the age and gender of the patient and information about coexisting situations (e.g. records of other disorders, procedures or events in the same patient record).

Detailed definitions of the mapping rules used forms part of individual specifications for maps to particular [target code](#) systems and classifications. This will initially be provided separately and will accompany the release of the relevant mapping files. For example, the set of rules used for mapping to [ICD-10](#) are included in the [ICD-10 Mapping Technical Guide](#).

Metadata

The following metadata supports this [reference set](#):

Table 5.2.3.3-2: Complex and Extended Map from SNOMED CT References Sets in the Metadata Hierarchy

900000000000454005	Foundation metadata concept
900000000000455006	Reference set
447250001	Complex map from SNOMED CT type reference set
609331003	Extended map from SNOMED CT type reference set

Reference Set Descriptor and Example Data

i Notes on the tables used to show descriptors and examples

The reference set example tables on this page have been revised as follows to aid clarity and understanding:

- The first four columns which are present in all release files are not shown. The omitted columns ([id](#), [effectiveTime](#), [active](#), [moduleId](#)) are used in the same way in all referenced sets to support identification, versioning and packaging. They do not directly affect the specific features of a particular reference set or reference set type.
- Reference set columns that contain SNOMED CT identifiers are expanded to show details of the concept or description referenced by that identifier. In some cases, the term is shown in the same column using the expression syntax, in other cases an additional column with a name suffix '_term' has been added. In the standard reference set files only the identifier is present in the column and there is no added column for the term. When using reference sets, the term and other details of the component are looked up from the relevant component release files.

Descriptor Templates

The tables below examples of the descriptors for specific [reference sets](#) that follow the [447250001 |Complex map type reference set|](#) and [609331003 |Extended map type reference set|](#) patterns.

Table 5.2.3.3-3: Refset Descriptor Rows for a Complex Map from SNOMED CT Reference Set

refsetId	referencedComponentId (Referenced component)	attributeDescription (Attribute description)	attributeType (Attribute type)	attributeOrder (Attribute order)
9000000000000456007 Reference set descriptor 	447563008 SNOMED CT to ICD-9-CM equivalence complex map reference set 	90000000000050006 Map source concept 	900000000000461009 Concept type component 	0
9000000000000456007 Reference set descriptor 	447563008 SNOMED CT to ICD-9-CM equivalence complex map reference set 	900000000000501005 Map group 	900000000000478000 Unsigned integer 	1

9000000000000456007 Reference set descriptor	447563008 SNOMED CT to ICD-9-CM equivalence complex map reference set	900000000000502003 Map priority	900000000000478000 Unsigned integer	2
9000000000000456007 Reference set descriptor	447563008 SNOMED CT to ICD-9-CM equivalence complex map reference set	900000000000503008 Map rule	900000000000465000 String	3
9000000000000456007 Reference set descriptor	447563008 SNOMED CT to ICD-9-CM equivalence complex map reference set	900000000000504002 Map advice	900000000000465000 String	4
9000000000000456007 Reference set descriptor	447563008 SNOMED CT to ICD-9-CM equivalence complex map reference set	900000000000505001 Map target	900000000000465000 String	5
9000000000000456007 Reference set descriptor	447563008 SNOMED CT to ICD-9-CM equivalence complex map reference set	1193546000 Map source to map target correlation	900000000000461009 Concept type component	6

Table 5.2.3.3-4: Refset Descriptor Rows for an Extended Map from SNOMED CT type Reference Set

refsetId	referencedComponentId (Referenced component)	attributeDescription (Attribute description)	attributeType (Attribute type)	attributeOrder (Attribute order)
9000000000000456007 Reference set descriptor	447562003 SNOMED CT to ICD-10 complex map reference set	900000000000500006 Map source concept	900000000000461009 Concept type component	0
9000000000000456007 Reference set descriptor	447562003 SNOMED CT to ICD-10 complex map reference set	900000000000501005 Map group	900000000000478000 Unsigned integer	1

9000000000000456007 Reference set descriptor	447562003 SNOMED CT to ICD-10 complex map reference set	900000000000502003 Map priority	900000000000478000 Unsigned integer	2
9000000000000456007 Reference set descriptor	447562003 SNOMED CT to ICD-10 complex map reference set	900000000000503008 Map rule	900000000000465000 String	3
9000000000000456007 Reference set descriptor	447562003 SNOMED CT to ICD-10 complex map reference set	900000000000504002 Map advice	900000000000465000 String	4
9000000000000456007 Reference set descriptor	447562003 SNOMED CT to ICD-10 complex map reference set	900000000000505001 Map target	900000000000465000 String	5
9000000000000456007 Reference set descriptor	447562003 SNOMED CT to ICD-10 complex map reference set	1193546000 Map source to map target correlation	900000000000461009 Concept type component	6
9000000000000456007 Reference set descriptor	447562003 SNOMED CT to ICD-10 complex map reference set	609330002 Map category value	900000000000461009 Concept type component	7

Example Data

Table 5.2.3.3-5: Sample Content from an Extended Map from SNOMED CT Reference Set

refSetId	referenceComponentId (Map source)	mapGroup (Map group)	mapPriority (Map priority)	mapRule (Map rule)	mapAdvice (Map advice)	mapTarget (Map target)	correlationId (Map source to map target correlation)	mapCategoryId (Map category)
----------	-----------------------------------	----------------------	----------------------------	--------------------	------------------------	------------------------	--	------------------------------

447562003 ICD-10 complex map reference set	127009 Miscarriage with laceration of cervix	1	1	TRUE	ALWAYS O03.8	O03.8	447561005 SNOMED CT source code to target map code correlation not specified	447637006 Map source concept is properly classified
447562003 ICD-10 complex map reference set	127009 Miscarriage with laceration of cervix	2	1	TRUE	ALWAYS O08.6	O08.6	447561005 SNOMED CT source code to target map code correlation not specified	447637006 Map source concept is properly classified
447562003 ICD-10 complex map reference set	140004 Chronic pharyngitis	1	1	IFA 90979004 Chronic tonsillitis (disorder)	IF CHRONIC TONSILLITIS CHOOSE J35.0 MAP OF SOURCE CONCEPT IS CONTEXT DEPENDENT	J35.0	447561005 SNOMED CT source code to target map code correlation not specified	447639009 Map of source concept is context dependent
447562003 ICD-10 complex map reference set	140004 Chronic pharyngitis	1	2	IFA 232406009 Chronic pharyngeal candidiasis (disorder)	IF CHRONIC PHARYNGEAL CANDIDIASIS CHOOSE B37.8 MAP OF SOURCE CONCEPT IS CONTEXT DEPENDENT	B37.8	447561005 SNOMED CT source code to target map code correlation not specified	447639009 Map of source concept is context dependent

447562003 ICD-10 complex map reference set	140004 Chronic pharyngitis	1	3	OTHERWISE TRUE	ALWAYS J31.2	J31.2	447561005 SNOMED CT source code to target map code correlation not specified	447637006 Map source concept is properly classified
447562003 ICD-10 complex map reference set	162004 Severe manic bipolar I disorder without psychotic features	1	1	TRUE	ALWAYS F31.1	F31.1	447561005 SNOMED CT source code to target map code correlation not specified	447637006 Map source concept is properly classified
447562003 ICD-10 complex map reference set	177007 Poisoning by sawfly larvae	1	1	TRUE	ALWAYS T63.4	T63.4	447561005 SNOMED CT source code to target map code correlation not specified	447637006 Map source concept is properly classified
447562003 ICD-10 complex map reference set	177007 Poisoning by sawfly larvae	2	1	TRUE	ALWAYS X25	X25	447561005 SNOMED CT source code to target map code correlation not specified	447637006 Map source concept is properly classified
447562003 ICD-10 complex map reference set	181007 Hemorrhagic bronchopneumonia	1	1	TRUE	ALWAYS J18.0	J18.0	447561005 SNOMED CT source code to target map code correlation not specified	447637006 Map source concept is properly classified

447562003 ICD-10 complex map reference set	183005 Autoimmune pancytopenia	1	1	TRUE	ALWAYS D61.8	D61.8	447561005 SNOMED CT source code to target map code correlation not specified	447637006 Map source concept is properly classified
--	----------------------------------	---	---	------	--------------	-------	--	---

Related Links

- [ICD-10 Mapping Technical Guide](#)

5.2.3.4 Map to SNOMED CT with Correlation and Origin Reference Set

Purpose

The 705111002 | Map to SNOMED CT with correlation and origin type reference set | is used to meet the requirements for representation of maps **from** codes in another code system (**other-codes**) **to** a **SNOMED CT concept**, where the following requirements apply.

1. A requirement to indicate the degree of correlation between the SNOMED CT concept and the **other-codes**.
2. A requirement to indicate whether a concept or code was added to either code system as a result of the mapping process and, in this case, to indicate in which code system the concept or code originated.
3. A requirement to represent the SNOMED CT attribute to which the **other-code** should be applied in order to capture the full specificity of the value represented by the **other-code**.
4. No requirements for mapping rules or advice to be included with each map.

Data Structure

Table 5.2.3.4-1: Map to SNOMED CT with Correlation and Origin Reference Set - Data structure

Field	Data type	Purpose	Mutable	Part of Primary Key
id	UUID	A 128 bit unsigned Integer , uniquely identifying this reference set member . Different versions of a reference set member share the same id but have different effectiveTime . This allows a reference set member to be modified or made inactive (i.e. removed from the active set) at a specified time.	NO	YES (Full / Snapshot)

effectiveTime	Time	<p>The inclusive date or time at which this version of the identified reference set member became the current version.</p> <p>Note : In distribution files the effectiveTime should follow the short ISO date format (<i>YYYYMM DD</i>) and should not include the hours, minutes, seconds or timezone indicator.</p> <p>The current version of this reference set member at time <i>T</i> is the version with the most recent effectiveTime prior to or equal to time <i>T</i> .</p>	YES	YES (Full) Optional (Snapshot)
active	Boolean	<p>The state of the identified reference set member as at the specified effectiveTime .</p> <p>If active = 1 (true) the reference set member is part of the current version of the set, if active = 0 (false) the reference set member is not part of the current version of the set.</p>	YES	NO
moduleId	SCTID	<p>Identifies the SNOMED CT module that contains this reference set member as at the specified effectiveTime .</p> <p>The value must be a subtype of 900000000000443000 Module (core metadata concept) within the metadata hierarchy .</p>	YES	NO
refsetId	SCTID	<p>Identifies the reference set to which this reference set member belongs.</p> <p>In this case, a subtype descendant of: 705111002 Map to SNOMED CT with correlation and origin type reference set (foundation metadata concept) </p>	NO	NO
referencedComponentId	SCTID	<p>A reference to the SNOMED CT component to be included in the reference set .</p> <p>The SNOMED CT concept to which the code in the other terminology or code system is mapped.</p>	NO	NO
mapSource	String	<p>The other-code which maps to the SNOMED CT concept specified as the referencedComponentId .</p>	NO	NO
attributeId	SCTID	<p>A reference to the SNOMED CT concept representing the attribute to which the referencedComponentId (other-code) applies. In some cases, other-codes may be overloaded with a meaning that combines the meaning of a specific attribute with a value applied to it in the SNOMED CT concept model ¹ , in these cases accurate mapping needs to specify both aspects of the meaning. The attributeId provides effective disambiguation in these cases. Values of attributeId are restricted to subtypes of Concept model attribute .</p>	YES	NO

correlationId	SCTID	<p>The correlation from the other-code to the SNOMED CT concept. Possible values are the following subtypes of 1193546000 Map source to map target correlation (foundation metadata concept) :</p> <p>1193552004 Map source to map target correlation not specified 1193551006 Map source not mappable to map target 1193550007 Partial overlap between map source and target 1193549007 Narrow map source to broad map target 1193548004 Exact match between map source and map target 1193547009 Broad map source to narrow map target </p>	YES	NO
contentOriginId	SCTID	<p>An indication of whether the concept was initially in one of the terminologies (SNOMED CT or other-codes) and added to the other as part of mapping or was in both terminologies at the outset. Values are subtypes of 705116007 Original code system source for linked content value .</p>	YES	NO

Metadata

The following metadata [hierarchy](#) supports this [reference set](#):

Table 5.2.3.4-2: Map to SNOMED CT with correlation and origin type reference set in the Metadata Hierarchy

<p>900000000000454005 Foundation metadata concept 900000000000455006 Reference set 705111002 Map to SNOMED CT with correlation and origin type reference set </p>
--

Reference Set Descriptor and Example Data

Notes on the tables used to show descriptors and examples

The reference set example tables on this page have been revised as follows to aid clarity and understanding:

- The first four columns which are present in all release files are not shown. The omitted columns ([id](#), [effectiveTime](#), [active](#), [moduleId](#)) are used in the same way in all referenced sets to support identification, versioning and packaging. They do not directly affect the specific features of a particular reference set or reference set type.
- Reference set columns that contain SNOMED CT identifiers are expanded to show details of the concept or description referenced by that identifier. In some cases, the term is shown in the same column using the expression syntax, in other cases an additional column with a name suffix '_term' has been added. In the standard reference set files only the identifier is present in the column and there is no added column for the term. When using reference sets, the term and other details of the component are looked up from the relevant component release files.

Descriptor template and examples

The tables below show the descriptors that define examples of [reference sets](#) that follow the 1187636009 |Simple map to SNOMED CT type reference set (foundation metadata concept)|pattern.

Table 5.2.3.4-3: Refset Descriptor rows for Map to SNOMED CT with correlation and origin type reference set

refsetId	referencedComponentId (Referenced component)	attributeDescription (Attribute description)	attributeType (Attribute type)	attributeOrder (Attribute order)
9000000000000456007 Reference set descriptor	705111002 Map to SNOMED CT with correlation and origin type reference set	900000000000505001 Map target	900000000000461009 Concept type component	0
9000000000000456007 Reference set descriptor	705111002 Map to SNOMED CT with correlation and origin type reference set	900000000000500006 Map source	900000000000465000 String	1
9000000000000456007 Reference set descriptor	705111002 Map to SNOMED CT with correlation and origin type reference set	734866006 Concept attribute	900000000000461009 Concept type component	2
9000000000000456007 Reference set descriptor	705111002 Map to SNOMED CT with correlation and origin type reference set	1193546000 Map source to map target correlation	900000000000461009 Concept type component	3
9000000000000456007 Reference set descriptor	705111002 Map to SNOMED CT with correlation and origin type reference set	705116007 Original code system source for linked content value	900000000000461009 Concept type component	4

Refset Examples

Table 5.2.3.4-4: Sample Content from a Map to SNOMED CT with correlation and origin type reference set

refsetId	referencedComponentId (mapTarget)	mapSource	attributeId	correlationId	contentOriginId
705112009 LOINC part to SNOMED CT map reference set	96257008 Cathine (substance)	LP16063-7	704324001 Process output	TBC	705119000 Originally in both LOINC and SNOMED CT
705112009 LOINC part to SNOMED CT map reference set	373500002 Pheniramine (substance)	LP16246-8	246093002 Component	TBC	705119000 Originally in both LOINC and SNOMED CT
705112009 LOINC part to SNOMED CT map reference set	388067000 Lactuca sativa specific immunoglobulin E	LP148077-3	246093002 Component	TBC	705119000 Originally in both LOINC and SNOMED CT
705112009 LOINC part to SNOMED CT map reference set	30326004 Atrial natriuretic factor	LP15149-5	246093002 Component	TBC	705119000 Originally in both LOINC and SNOMED CT
705112009 LOINC part to SNOMED CT map reference set	95971004 Urea nitrogen (substance)	LP14492-0	246093002 Component	TBC	705119000 Originally in both LOINC and SNOMED CT

Related Links

- For further information see Using LOINC with SNOMED CT: [4.2.1 LOINC Part Map Reference Set](#).

5.2.3.5 Code to Expression Reference Set

Purpose

The 705109006 | Code to expression type reference set | is designed to enable associations between codes in another code system (*other-codes*) and SNOMED CT concepts, where the following constraints apply:

1. Some of the *other-codes* cannot be mapped to an individual SNOMED CT concept.
2. Licensing conditions (or other considerations) prevent addition of new SNOMED CT concepts to represent the same meaning as the *other-codes*.
3. The *other-codes* can be logically defined using the SNOMED concept model to represent the same meaning (*sufficiently defined*) or a similar though less specific meaning (*primitive*).


4. Other requirements similar for those applicable to mapping may also apply including:
 - a. An indication of the degree of correlation between the **other-code** and the SNOMED CT expression.
 - b. An indication of whether the **other-code** was created before any single concept representation of that meaning in SNOMED CT or whether the single concept representation in SNOMED CT predated the creation of the association.

Data Structure

The general approach to the above requirements is to associate each of the **other-codes** with a representation of the same logic based definition as would have been applied to a SNOMED CT concept with that meaning. However, since the **other-code** are not identified by an **SCTID**, the logical definition cannot be represented using **defining relationships**. There are two potential approaches to this, one would be to use a general purpose description logic language (e.g. **OWL**) and the other is to use a **SNOMED CT expression** to represent each definition. The **Code to expression type reference set** is designed to support the expression-based approach.

Table 5.2.3.5-1: Code to Expression Reference Set - Data structure

Field	Data type	Purpose	Mutable	Part of Primary Key
id	UUID	A 128 bit unsigned Integer , uniquely identifying this reference set member . Different versions of a reference set member share the same id but have different effectiveTime . This allows a reference set member to be modified or made inactive (i.e. removed from the active set) at a specified time.	NO	YES (Full / Snapshot)
effectiveTime	Time	The inclusive date or time at which this version of the identified reference set member became the current version. Note : In distribution files the effectiveTime should follow the short ISO date format (YYYYMM DD) and should not include the hours, minutes, seconds or timezone indicator. The current version of this reference set member at time <i>T</i> is the version with the most recent effectiveTime prior to or equal to time <i>T</i> .	YES	YES (Full) Optional (Snapshot)
active	Boolean	The state of the identified reference set member as at the specified effectiveTime . If active = 1 (true) the reference set member is part of the current version of the set, if active = 0 (false) the reference set member is not part of the current version of the set.	YES	NO
moduleid	SCTID	Identifies the SNOMED CT module that contains this reference set member as at the specified effectiveTime . The value must be a subtype of 900000000000443000 Module (core metadata concept) within the metadata hierarchy .	YES	NO

refsetId	SCTID	<p>Identifies the reference set to which this reference set member belongs.</p> <p>In this case, a subtype descendant of: 705109006 Code to expression type reference set </p>	NO	NO
referencedComponentId	SCTID	<p>A reference to the SNOMED CT component to be included in the reference set.</p> <p>A subtype of 705113004 Terminology system identifying the code system from which the code in the mapTarget field is derived.</p> <ul style="list-style-type: none"> • For example: 705114005 LOINC Code System . 	NO	NO
mapSource	String	The other-code which is mapped to the SNOMED CT expression.	NO	NO
expression	String	<p>A SNOMED CT expression that represents the meaning of the other-code. This expression may be a stated or inferred view of the definition provided that documentation of each identified reference set specifies the view provided.</p> <p>The expression must conform to the syntax defined in the</p> <p>Error rendering macro 'sp-plaintextbody-link'</p> <p> Conversion context did not contain original content entity.</p> <p>(http://snomed.org/scg).</p>	YES	NO
definitionStatusId	SCTID	<p>Indicates whether or not the expression contains a sufficient definition of the other-code in the mapSource field.</p> <p>Possible values are the following subtypes of 900000000000444006 Definition status :</p> <p>90000000000074008 Not sufficiently defined by necessary conditions definition status </p> <p>90000000000073002 Sufficiently defined by necessary conditions definition status </p>	YES	NO
correlationId	SCTID	<p>The correlation between the other-code and the SNOMED CT expression. Possible values are the following subtypes of 1193546000 Map source to map target correlation (foundation metadata concept) :</p> <p>1193552004 Map source to map target correlation not specified </p> <p>1193551006 Map source not mappable to map target </p> <p>1193550007 Partial overlap between map source and target </p> <p>1193549007 Narrow map source to broad map target </p> <p>1193548004 Exact match between map source and map target </p> <p>1193547009 Broad map source to narrow map target </p> <p>When these values are applied to this reference set type, the phrase "<i>map source</i>" refers to the other-code. and the "<i>map target</i>" refers to the SNOMED CT expression.</p>	YES	NO

contentOriginId	SCTID	Indication of whether the concept was initially in one of the terminologies (SNOMED CT or other-codes) and added to the other as part of mapping or was in both terminologies at the outset. Values are subtypes of 705116007 Original code system source for linked content value .	YES	NO
-----------------	-------	---	-----	----

Metadata

The following metadata hierarchy supports this reference set:

Table 5.2.3.5-2: Code to Expression Reference Set in the Metadata Hierarchy

900000000000454005 Foundation metadata concept
900000000000455006 Reference set
705109006 Code to expression type reference set

Reference Set Descriptor and Example Data

Notes on the tables used to show descriptors and examples

The reference set example tables on this page have been revised as follows to aid clarity and understanding:

- The first four columns which are present in all release files are not shown. The omitted columns (id, effectiveTime, active, moduleId) are used in the same way in all referenced sets to support identification, versioning and packaging. They do not directly affect the specific features of a particular reference set or reference set type.
- Reference set columns that contain SNOMED CT identifiers are expanded to show details of the concept or description referenced by that identifier. In some cases, the term is shown in the same column using the expression syntax, in other cases an additional column with a name suffix '_term' has been added. In the standard reference set files only the identifier is present in the column and there is no added column for the term. When using reference sets, the term and other details of the component are looked up from the relevant component release files.

Descriptor template and examples

The tables below show the descriptors that define examples of reference sets that follow the 705109006 |Code to expression type reference set (foundation metadata concept)|pattern.

Table 5.2.3.5-3: Refset Descriptor rows for a Code to Expression Reference Set

refsetId	referencedComponentId (Referenced component)	attributeDescription (Attribute description)	attributeType (Attribute type)	attributeOrder (Attribute order)
9000000000000456007 Reference set descriptor	705109006 Code to expression type reference set	449608002 Referenced component	9000000000000461009 Concept type component	0
9000000000000456007 Reference set descriptor	705109006 Code to expression type reference set	900000000000505001 Map target	9000000000000465000 String	1
9000000000000456007 Reference set descriptor	705109006 Code to expression type reference set	706999006 Expression	706999006 Expression	2
9000000000000456007 Reference set descriptor	705109006 Code to expression type reference set 705109006 Code to expression type reference set	734867002 Expression definition status	9000000000000461009 Concept type component	3
9000000000000456007 Reference set descriptor	705109006 Code to expression type reference set	447247004 SNOMED CT source code to target map code correlation value	9000000000000461009 Concept type component	4
9000000000000456007 Reference set descriptor	705109006 Code to expression type reference set	705116007 Original code system source for linked content value	9000000000000461009 Concept type component	5

Refset Examples

Table 5.2.3.5-4: Sample Content from a Code to Expression Type Reference Set

refsetId	referenceComponentId	mapSource	expression	definitionStatusId	correlationId	contentOriginId
----------	----------------------	-----------	------------	--------------------	---------------	-----------------

705110001 LOINC Term to Expression reference set	705114005 LOINC Code System	48023- 6	363787002:2460930 02=720113009,3701 34009=123029007,2 46501002=7026750 06,704327008=1225 92007,370132008=1 17363000,70431900 4=50863008,704318 007=705057003	9000000000000 73002 Sufficiently defined by necessary conditions definition status	447557004 Exact match map from SNOMED CT source code to target code	705117003 Originally in LOINC
705110001 LOINC Term to Expression reference set	705114005 LOINC Code System	51406- 7	363787002:7043230 07=123027009,7043 21009=718500008,7 04327008=1225750 03,704322002=6403 3007,704318007=11 8544000,370132008 =30766002,7043240 01=706939009	9000000000000 73002 Sufficiently defined by necessary conditions definition status	447557004 Exact match map from SNOMED CT source code to target code	705117003 Originally in LOINC
705110001 LOINC Term to Expression reference set	705114005 LOINC Code System	51406- 7	363787002:3701340 09=123029007,7043 27008=122592007,7 04318007=1185560 04,370132008=3076 6002,704319004=50 863008,246093002= 4546008	9000000000000 73002 Sufficiently defined by necessary conditions definition status	447557004 Exact match map from SNOMED CT source code to target code	705117003 Originally in LOINC
705110001 LOINC Term to Expression reference set	705114005 LOINC Code System	59878- 9	363787002:3701340 09=123029007,7043 27008=258459007,7 04318007=1185560 04,246093002=2739 48005,370132008=3 0766002,704319004 =31773000	9000000000000 73002 Sufficiently defined by necessary conditions definition status	447557004 Exact match map from SNOMED CT source code to target code	705117003 Originally in LOINC
705110001 LOINC Term to Expression reference set	705114005 LOINC Code System	51921- 5	363787002:7043180 07=118539007,3701 34009=123029007,7 04326004=7037650 07,704327008=1225 92007,370132008=3 0766002,704319004 =50863008,2460930 02=387067003	9000000000000 73002 Sufficiently defined by necessary conditions definition status	447557004 Exact match map from SNOMED CT source code to target code	705117003 Originally in LOINC

Related Links

- For further information see Using LOINC with SNOMED CT: [4.2.2 LOINC Term to Expression Reference Set](#).

5.2.3.6 Simple map with correlation from SNOMED CT type reference set

Purpose

A 1193542003 |Simple map with correlation from SNOMED CT type reference set| supports the representation of simple maps **from SNOMED CT concepts to** values in other code systems. No constraints are put on the number of codes mapped from a single [SNOMED CT concept](#).

Data structure

A 1193542003 |Simple map with correlation from SNOMED CT type reference set| is a [String - Component reference set](#) used to represent maps **from SNOMED CT concepts to** codes in another terminology, classification or code system, with the correlation between these codes. Its structure is shown in the following table.

Table 5.2.3.6-1: Simple map with correlation from SNOMED CT type reference set - Data structure

Field	Data type	Purpose	Mutable	Part of Primary Key
id	UUID	A 128 bit unsigned Integer , uniquely identifying this reference set member . Different versions of a reference set member share the same id but have different effectiveTime . This allows a reference set member to be modified or made inactive (i.e. removed from the active set) at a specified time.	NO	YES (Full / Snapshot)
effectiveTime	Time	The inclusive date or time at which this version of the identified reference set member became the current version. Note : In distribution files the effectiveTime should follow the short ISO date format (YYYYMM DD) and should not include the hours, minutes, seconds or timezone indicator. The current version of this reference set member at time <i>T</i> is the version with the most recent effectiveTime prior to or equal to time <i>T</i> .	YES	YES (Full) Optional (Snapshot)
active	Boolean	The state of the identified reference set member as at the specified effectiveTime . If active = 1 (true) the reference set member is part of the current version of the set, if active = 0 (false) the reference set member is not part of the current version of the set.	YES	NO
moduleid	SCTID	Identifies the SNOMED CT module that contains this reference set member as at the specified effectiveTime . The value must be a subtype of 900000000000443000 Module (core metadata concept) within the metadata hierarchy .	YES	NO

refsetId	SCTID	Identifies the reference set to which this reference set member belongs. In this case, a subtype descendant of: Simple map with correlation from SNOMED CT type reference set (foundation metadata concept)	NO	NO
referencedComponentId	SCTID	A reference to the SNOMED CT component to be included in the reference set . The SNOMED CT concept that is mapped to the code in the other terminology or code system.	NO	NO
mapTarget	String	The other-code to which the SNOMED CT concept is mapped.	NO	NO
correlationId	SCTID	The correlation between the SNOMED CT concept and the other-code . Possible values are the following subtypes of 1193546000 Map source to map target correlation (foundation metadata concept) : 1193552004 Map source to map target correlation not specified 1193551006 Map source not mappable to map target 1193550007 Partial overlap between map source and target 1193549007 Narrow map source to broad map target 1193548004 Exact match between map source and map target 1193547009 Broad map source to narrow map target < 447247004 SNOMED CT source code to target map code correlation value	YES	NO

Metadata

The following metadata [hierarchy](#) supports this [reference set](#):

Table 5.2.3.6-2: Simple map with correlation from SNOMED CT type reference sets in the Metadata Hierarchy

<p>900000000000454005 Foundation metadata concept </p> <p>900000000000455006 Reference set </p> <p>1193542003 Simple map with correlation from SNOMED CT type reference set </p>

Reference Set Descriptor and Example Data

i Notes on the tables used to show descriptors and examples

The reference set example tables on this page have been revised as follows to aid clarity and understanding:

- The first four columns which are present in all release files are not shown. The omitted columns ([id](#), [effectiveTime](#), [active](#), [moduleId](#)) are used in the same way in all referenced sets to support identification, versioning and packaging. They do not directly affect the specific features of a particular reference set or reference set type.
- Reference set columns that contain SNOMED CT identifiers are expanded to show details of the concept or description referenced by that identifier. In some cases, the term is shown in the same column using the expression syntax, in other cases an additional column with a name suffix '_term' has been added. In the standard reference set files only the identifier is present in the column and there is no added column for the term. When using reference sets, the term and other details of the component are looked up from the relevant component release files.

Descriptor template and examples

The tables below show the descriptors that define examples of [reference sets](#) that follow the 1193546000 |Map source to map target correlation (foundation metadata concept)|pattern.

Table 5.2.3.6-3: Refset Descriptor rows for Simple map with correlation from SNOMED CT type reference set

refsetId	referencedComponentId (Referenced component)	attributeDescription (Attribute description)	attributeType (Attribute type)	attributeOrder (Attribute order)
9000000000000456007 Reference set descriptor	1193542003 Simple map with correlation from SNOMED CT type reference set	900000000000500006 Map source	900000000000461009 Concept type component	0
9000000000000456007 Reference set descriptor	1193542003 Simple map with correlation from SNOMED CT type reference set	900000000000505001 Map target	900000000000465000 String	1
9000000000000456007 Reference set descriptor	1193542003 Simple map with correlation from SNOMED CT type reference set	1193546000 Map source to map target correlation (foundation metadata concept)	900000000000461009 Concept type component (foundation metadata concept)	2

Simple Map with Correlation Refset Examples

Table 5.2.3.6-4: Sample Content from a Simple map with correlation from SNOMED CT type reference set

refsetId	referencedComponentId (mapSource)	mapTarget
SNOMED CT to EDQM pharmaceutical dose forms map with correlation	66076007 Conventional release chewable tablet (dose form)	10228000
SNOMED CT to EDQM pharmaceutical dose forms map with correlation	385060002 Prolonged-release oral tablet (dose form)	10226000
SNOMED CT to EDQM pharmaceutical dose forms map with correlation	385223009 Powder for conventional release solution for injection (dose form)	11205000

5.2.3.7 Simple map with correlation to SNOMED CT type reference set

Purpose

A 1193543008 |Simple map with correlation to SNOMED CT type reference set (foundation metadata concept)| supports the representation of simple maps **from** values in other code systems **to** SNOMED CT concepts. No constraints are put on the number of SNOMED CT concepts to which a particular code is mapped.

Data structure

A 1193543008 |Simple map with correlation to SNOMED CT type reference set (foundation metadata concept)| is a String - Component reference set used to represent maps **from** codes in another terminology, classification or code system **to** SNOMED CT concepts. Its structure is shown in the following table.

Table 5.2.3.7-1: Simple map with correlation to SNOMED CT type reference set - Data structure

Field	Data type	Purpose	Mutable	Part of Primary Key
id	UUID	A 128 bit unsigned Integer, uniquely identifying this reference set member. Different versions of a reference set member share the same id but have different effectiveTime. This allows a reference set member to be modified or made inactive (i.e. removed from the active set) at a specified time.	NO	YES (Full / Snapshot)

effectiveTime	Time	<p>The inclusive date or time at which this version of the identified reference set member became the current version.</p> <p>Note : In distribution files the effectiveTime should follow the short ISO date format (<i>YYYYMM DD</i>) and should not include the hours, minutes, seconds or timezone indicator.</p> <p>The current version of this reference set member at time <i>T</i> is the version with the most recent effectiveTime prior to or equal to time <i>T</i> .</p>	YES	YES (Full) Optional (Snapshot)
active	Boolean	<p>The state of the identified reference set member as at the specified effectiveTime .</p> <p>If active = 1 (true) the reference set member is part of the current version of the set, if active = 0 (false) the reference set member is not part of the current version of the set.</p>	YES	NO
moduleId	SCTID	<p>Identifies the SNOMED CT module that contains this reference set member as at the specified effectiveTime .</p> <p>The value must be a subtype of 900000000000443000 Module (core metadata concept) within the metadata hierarchy .</p>	YES	NO
refsetId	SCTID	<p>Identifies the reference set to which this reference set member belongs.</p> <p>In this case, a subtype descendant of: 1193543008 Simple map with correlation to SNOMED CT type reference set (foundation metadata concept) </p>	NO	NO
referencedComponentId	SCTID	<p>A reference to the SNOMED CT component to be included in the reference set .</p> <p>The SNOMED CT concept to which the code in the other terminology or code system is mapped.</p>	NO	NO
mapSource	String	The other-code which maps to the SNOMED CT concept.	NO	NO
correlationId	SCTID	<p>The correlation from the other-code to the SNOMED CT concept. Possible values are the following subtypes of 1193546000 Map source to map target correlation (foundation metadata concept) :</p> <p>1193552004 Map source to map target correlation not specified 1193551006 Map source not mappable to map target 1193550007 Partial overlap between map source and target 1193549007 Narrow map source to broad map target 1193548004 Exact match between map source and map target 1193547009 Broad map source to narrow map target </p>	YES	NO

Metadata

The following metadata [hierarchy](#) supports this [reference set](#):

Table 5.2.3.7-2: Simple map with correlation to SNOMED CT type reference set (foundation metadata concept) | in the Metadata Hierarchy

```

9000000000000454005 |Foundation metadata concept|
  9000000000000455006 |Reference set|
    1193543008 |Simple map with correlation to SNOMED CT type reference set (foundation metadata
concept)|

```

Reference Set Descriptor and Example Data

i Notes on the tables used to show descriptors and examples

The reference set example tables on this page have been revised as follows to aid clarity and understanding:

- The first four columns which are present in all release files are not shown. The omitted columns (*id*, *effectiveTime*, *active*, *moduleId*) are used in the same way in all referenced sets to support identification, versioning and packaging. They do not directly affect the specific features of a particular reference set or reference set type.
- Reference set columns that contain SNOMED CT identifiers are expanded to show details of the concept or description referenced by that identifier. In some cases, the term is shown in the same column using the expression syntax, in other cases an additional column with a name suffix '_term' has been added. In the standard reference set files only the identifier is present in the column and there is no added column for the term. When using reference sets, the term and other details of the component are looked up from the relevant component release files.

Descriptor template and examples

The tables below show the descriptors that define examples of [reference sets](#) that follow the 1187636009 |Simple map to SNOMED CT type reference set (foundation metadata concept)|pattern.

Table 5.2.3.7-3: Refset Descriptor rows for Simple map with correlation to SNOMED CT type reference set

refsetId	referencedComponentId (Referenced component)	attributeDescription (Attribute description)	attributeType (Attribute type)	attributeOrder (Attribute order)
9000000000000456007 Reference set descriptor	1193543008 Simple map with correlation to SNOMED CT type reference set	9000000000000505001 Map target	9000000000000461009 Concept type component	0

9000000000000456007 Reference set descriptor	1193543008 Simple map with correlation to SNOMED CT type reference set	900000000000500006 Map source	900000000000465000 String	1
9000000000000456007 Reference set descriptor	1193543008 Simple map with correlation to SNOMED CT type reference set	1193546000 Map source to map target correlation (foundation metadata concept)	900000000000461009 Concept type component (foundation metadata concept)	2

Simple Map Refset Examples

Table 5.2.3.7-4: Sample Content from a Simple Map to SNOMED CT Reference Set

refsetId	referencedComponentId (mapSource)	mapSource
EDQM to SNOMED CT pharmaceutical dose forms map with correlation	66076007 Conventional release chewable tablet (dose form)	10228000
EDQM to SNOMED CT pharmaceutical dose forms map with correlation	385060002 Prolonged-release oral tablet (dose form)	10226000
EDQM to SNOMED CT pharmaceutical dose forms map with correlation	385223009 Powder for conventional release solution for injection (dose form)	11205000

5.2.3.8 Simple map with correlation from SNOMED CT to SNOMED CT type reference set

Purpose

A 1193544002 | Simple map with correlation from SNOMED CT to SNOMED CT type reference set (foundation metadata concept) | supports the representation of simple maps **from SNOMED CT concepts to SNOMED CT concepts**. No constraints are put on the number of SNOMED CT concepts to which each SNOMED CT concept is mapped.

Data structure

A | Simple map with correlation from SNOMED CT to SNOMED CT type reference set (foundation metadata concept) | is a **Component - Component reference set** used to represent maps **from SNOMED CT concepts to SNOMED CT concepts**. Its structure is shown in the following table.

Table 5.2.3.8-1: Simple map with correlation from SNOMED CT to SNOMED CT type reference set - Data structure

Field	Data type	Purpose	Mutable	Part of Primary Key
id	UUID	A 128 bit unsigned Integer , uniquely identifying this reference set member . Different versions of a reference set member share the same id but have different effectiveTime . This allows a reference set member to be modified or made inactive (i.e. removed from the active set) at a specified time.	NO	YES (Full / Snapshot)
effectiveTime	Time	The inclusive date or time at which this version of the identified reference set member became the current version. Note : In distribution files the effectiveTime should follow the short ISO date format (YYYYMM DD) and should not include the hours, minutes, seconds or timezone indicator. The current version of this reference set member at time <i>T</i> is the version with the most recent effectiveTime prior to or equal to time <i>T</i> .	YES	YES (Full) Optional (Snapshot)
active	Boolean	The state of the identified reference set member as at the specified effectiveTime . If active = 1 (true) the reference set member is part of the current version of the set, if active = 0 (false) the reference set member is not part of the current version of the set.	YES	NO
moduleId	SCTID	Identifies the SNOMED CT module that contains this reference set member as at the specified effectiveTime . The value must be a subtype of 900000000000443000 Module (core metadata concept) within the metadata hierarchy .	YES	NO
refsetId	SCTID	Identifies the reference set to which this reference set member belongs. In this case, a subtype descendant of: 1193544002 Simple map with correlation from SNOMED CT to SNOMED CT type reference set (foundation metadata concept)	NO	NO
referencedComponentId	SCTID	A reference to the SNOMED CT component to be included in the reference set . The SNOMED CT concept (mapSource) that is mapped to another SNOMED CT concept .	NO	NO
mapTarget	SCTID	The SNOMED CT concept to which the referencedComponentId is mapped.	NO	NO

correlationId	SCTID	<p>The correlation between the referencedComponentId (mapSource) and the mapTarget. Possible values are the following subtypes of 1193546000 Map source to map target correlation (foundation metadata concept) :</p> <p>1193552004 Map source to map target correlation not specified 1193551006 Map source not mappable to map target 1193550007 Partial overlap between map source and target 1193549007 Narrow map source to broad map target 1193548004 Exact match between map source and map target 1193547009 Broad map source to narrow map target </p>	YES	NO
---------------	-------	--	-----	----

Metadata

The following metadata [hierarchy](#) supports this [reference set](#):

Table 5.2.3.8-2: Simple map with correlation to SNOMED CT type reference set (foundation metadata concept) | in the Metadata Hierarchy

<p>900000000000454005 Foundation metadata concept 900000000000455006 Reference set 1193544002 Simple map with correlation from SNOMED CT to SNOMED CT type reference set (foundation metadata concept) </p>
--

Reference Set Descriptor and Example Data

i Notes on the tables used to show descriptors and examples

The reference set example tables on this page have been revised as follows to aid clarity and understanding:

- The first four columns which are present in all release files are not shown. The omitted columns ([id](#), [effectiveTime](#), [active](#), [moduleId](#)) are used in the same way in all referenced sets to support identification, versioning and packaging. They do not directly affect the specific features of a particular reference set or reference set type.
- Reference set columns that contain SNOMED CT identifiers are expanded to show details of the concept or description referenced by that identifier. In some cases, the term is shown in the same column using the expression syntax, in other cases an additional column with a name suffix '_term' has been added. In the standard reference set files only the identifier is present in the column and there is no added column for the term. When using reference sets, the term and other details of the component are looked up from the relevant component release files.

Descriptor template and examples

The tables below show the descriptors that define examples of [reference sets](#) that follow the 1187636009 |Simple map to SNOMED CT type reference set (foundation metadata concept)|pattern.

Table 5.2.3.8-3: Refset Descriptor rows for

refsetId	referencedComponentId (Referenced component)	attributeDescription (Attribute description)	attributeType (Attribute type)	attributeOrder (Attribute order)
9000000000000456007 Reference set descriptor	1193544002 Simple map with correlation from SNOMED CT to SNOMED CT type reference set	90000000000050006 Map source	900000000000461009 Concept type component	0
9000000000000456007 Reference set descriptor	1193544002 Simple map with correlation from SNOMED CT to SNOMED CT type reference set	900000000000505001 Map target	900000000000461009 Concept type component	1
9000000000000456007 Reference set descriptor	1193544002 Simple map with correlation from SNOMED CT to SNOMED CT type reference set	1193546000 Map source to map target correlation	900000000000461009 Concept type component	2

Refset Examples

Table 5.2.3.8-4: Sample Content from a Simple Map with correlation from SNOMED CT to SNOMED CT Reference Set

refsetId	referencedComponentId (mapSource)	mapTarget
281000036105 SNOMED CT-AU to INT substance mapping reference set	1799011000036105 amoxicillin (AU substance)	372687004 Amoxicillin (substance)

281000036105 SNOMED CT-AU to INT substance mapping reference set	2442011000036104 paracetamol (AU substance)	387517004 Paracetamol (substance)
281000036105 SNOMED CT-AU to INT substance mapping reference set	2571011000036104 salbutamol (AU substance)	372897005 Salbutamol (substance)

5.2.4 Metadata Reference Sets

- [5.2.4.1 Reference Set Descriptor](#)
- [5.2.4.2 Module Dependency Reference Set](#)
- [5.2.4.3 Description Format Reference Set](#)
- [5.2.4.4 MRCM Domain Reference Set](#)
- [5.2.4.5 MRCM Attribute Domain Reference Set](#)
- [5.2.4.6 MRCM Attribute Range Reference Set](#)
- [5.2.4.7 MRCM Module Scope Reference Set](#)

5.2.4.1 Reference Set Descriptor

Purpose

The 900000000000456007 |Reference set descriptor| is a [reference set](#) that is used to specify the format of all [reference sets](#) included in a release. The data type and meaning of the referenced component and each additional field within each [reference set](#) is described by this [reference set](#).

[Reference set](#) descriptor can be used to define


- The order of appearance of additional attributes (other than those mandatory for all [reference sets](#));
- The name and purpose of the additional attributes;
- The data types for the additional attributes.

This allows for a [reference set](#) to be validated using the metadata embedded within the [reference set](#) descriptor in the following ways:

- the data type of its attributes may be validated against the data type declared in the [reference set](#) descriptor;
- the column order can be checked against the [reference set](#) descriptor.

Data structure

The [Reference set descriptor reference set](#) is a [Component - Component - Integer reference set](#) that specifies the structure of reference sets. Its structure is shown in the following table.

 Unknown macro: 'caption-table'

Field	Data type	Purpose	Mutable	Part of Primary Key

id	UUID	A 128 bit unsigned Integer , uniquely identifying this reference set member . Different versions of a reference set member share the same id but have different effectiveTime . This allows a reference set member to be modified or made inactive (i.e. removed from the active set) at a specified time.	NO	YES (Full / Snapshot)
effectiveTime	Time	The inclusive date or time at which this version of the identified reference set member became the current version. Note : In distribution files the effectiveTime should follow the short ISO date format (YYYYMM DD) and should not include the hours, minutes, seconds or timezone indicator. The current version of this reference set member at time <i>T</i> is the version with the most recent effectiveTime prior to or equal to time <i>T</i> .	YES	YES (Full) Optional (Snapshot)
active	Boolean	The state of the identified reference set member as at the specified effectiveTime . If active = 1 (true) the reference set member is part of the current version of the set, if active = 0 (false) the reference set member is not part of the current version of the set.	YES	NO
moduleId	SCTID	Identifies the SNOMED CT module that contains this reference set member as at the specified effectiveTime . The value must be a subtype of 900000000000443000 Module (core metadata concept) within the metadata hierarchy .	YES	NO
refsetId	SCTID	Identifies the reference set to which this reference set member belongs. In this case, the refsetId is always 900000000000456007 Reference set descriptor as there is only one reference set of this type.	NO	NO
referencedComponentId	SCTID	A reference to the SNOMED CT component to be included in the reference set . Refers to the concept that identifies the reference set (or reference set type) defined by this descriptor.	NO	NO
attributeDescription	SCTID	Specifies the name of an attribute that is used in the reference set to which this descriptor applies. Set to a descendant of 900000000000457003 Reference set attribute (foundation metadata concept) in the metadata hierarchy , that describes the additional attribute extending the reference set .	NO	NO
attributeType	SCTID	Specifies the data type of this attribute in the reference set to which this descriptor applies. Set to a descendant of 900000000000459000 attribute type (foundation metadata concept) in the metadata hierarchy , that describes the type of the additional attribute extending the reference set .	NO	NO

attributeOrder	integer	<p>Specifies the position of this attribute in the reference set to which this descriptor applies. A zero value identifies the referencedComponentId within the reference set. Other values specify an additional attributes by its position relative to the referencedComponentId. Within a particular descriptor, attributeOrder values for a particular referencedComponentId must be contiguous.</p> <p>An unsigned Integer, providing an ordering for the additional attributes extending the reference set.</p>	NO	NO
----------------	---------	---	----	----

At least one row must exist for each [reference set](#) included in a release. This row must have an [attributeOrder](#) value of '0' and an [attributeType](#) of 'component type' (or one of its [descendants](#)). The [referencedComponentId](#) identifies the [reference set](#) defined by the descriptor.

There is one additional row for each additional column present in the specified [reference set](#).

Creation of [Reference set](#) descriptor data is mandatory when creating a new [reference set](#) in the [International Release](#) or in a [National Extension](#).


Creation of a [Reference set](#) descriptor is optional when creating a [reference set](#) in another [Extension](#). If a descriptor is not created, the descriptor of the closest [ancestor](#) of the [reference set](#) is used when validating [reference set](#) member records.

Metadata

The following metadata in the [Foundation metadata concept | hierarchy](#) supports the [reference set](#) descriptor [reference set](#).

The [Reference Set](#) Descriptor [Reference Set](#) is specified by the 900000000000456007 [Reference set descriptor concept](#) in the metadata hierarchy.


- 900000000000441003 [SNOMED CT Model Component](#)
 - 900000000000454005 [Foundation metadata concept](#)
 - 900000000000455006 [Reference set](#)
 - 900000000000456007 [Reference set descriptor](#)

 Unknown macro: 'caption-table'

Values in the [Reference Set](#) are populated from:

- 900000000000454005 [Foundation metadata concept](#)
 - 900000000000457003 [Reference set attribute](#)
 - 900000000000458008 [Attribute description](#)
 - 900000000000459000 [Attribute type](#)
 - 900000000000460005 [Component type](#)
 - 900000000000461009 [Concept type component](#)
 - 900000000000462002 [Description type component](#)
 - 900000000000463007 [Relationship type component](#)
 - 900000000000464001 [Reference set member type component](#)
 - 900000000000465000 [String](#)
 - 900000000000466004 [Text](#)
 - 900000000000467008 [Single character](#)
 - 900000000000468003 [Text < 256 bytes](#)
 - 900000000000469006 [URL](#)
 - 900000000000470007 [HTML reference](#)
 - 900000000000471006 [Image reference](#) ...

- 900000000000474003 |UUID|
- 900000000000475002 |Time|
- 900000000000476001 |Integer|
 - 900000000000477005 |Signed integer|
 - 900000000000478000 |Unsigned integer|
- 900000000000460005 |Component type| ...
- 900000000000465000 |String| ...
- 900000000000476001 |Integer| ...
- 900000000000479008 |Attribute order|
- 900000000000491004 |Attribute value| ...

 Unknown macro: 'caption-table'

Reference Set Descriptor and Example Data


i Notes on the tables used to show descriptors and examples

The reference set example tables on this page have been revised as follows to aid clarity and understanding:

- The first four columns which are present in all release files are not shown. The omitted columns ([id](#), [effectiveTime](#), [active](#), [moduleId](#)) are used in the same way in all referenced sets to support identification, versioning and packaging. They do not directly affect the specific features of a particular reference set or reference set type.
- Reference set columns that contain SNOMED CT identifiers are expanded to show details of the concept or description referenced by that identifier. In some cases, the term is shown in the same column using the expression syntax, in other cases an additional column with a name suffix '_term' has been added. In the standard reference set files only the identifier is present in the column and there is no added column for the term. When using reference sets, the term and other details of the component are looked up from the relevant component release files.

Descriptor Template

The table below shows the descriptor that defines the structure of the [900000000000456007 |Reference set descriptor|](#). Note that this descriptor is itself part of the [900000000000456007 |Reference set descriptor|](#) that it describes!

 Unknown macro: 'caption-table'

refsetId	referencedComponentId (Referenced component)	attributeDescription (Attribute description)	attributeType (Attribute type)	attributeOrder (Attribute order)
900000000000456007 Reference set descriptor 	900000000000456007 Reference set descriptor 	449608002 Referenced component 	900000000000461009 Concept type component 	0

9000000000000456007 Reference set descriptor	9000000000000456007 Reference set descriptor	9000000000000458008 Attribute description	9000000000000461009 Concept type component	1
9000000000000456007 Reference set descriptor	9000000000000456007 Reference set descriptor	9000000000000459000 Attribute type	9000000000000461009 Concept type component	2
9000000000000456007 Reference set descriptor	9000000000000456007 Reference set descriptor	9000000000000479008 Attribute order	9000000000000478000 Unsigned integer	3


5.2.4.2 Module Dependency Reference Set

Purpose

The |Module dependency reference set| represents dependencies between different SNOMED CT release modules. In each case, the dependency indicates which [targetEffectiveTime](#) of each particular module a given [sourceEffectiveTime](#) of the dependent module requires.

Data structure

The 9000000000000534007 |Module dependency reference set| is a String - String reference set which is used to represent dependencies between modules, taking account of module versioning. Its structure is shown in the following table.

 Unknown macro: 'caption-table'

Field	Data type	Purpose	Mutable	Part of Primary Key
id	UUID	A 128 bit unsigned Integer, uniquely identifying this reference set member. Different versions of a reference set member share the same id but have different effectiveTime. This allows a reference set member to be modified or made inactive (i.e. removed from the active set) at a specified time.	NO	YES (Full / Snapshot)
effectiveTime	Time	The inclusive date or time at which this version of the identified reference set member became the current version. Note : In distribution files the effectiveTime should follow the short ISO date format (YYYYMM DD) and should not include the hours, minutes, seconds or timezone indicator. The current version of this reference set member at time T is the version with the most recent effectiveTime prior to or equal to time T.	YES	YES (Full) Optional (Snapshot)

active	Boolean	The state of the identified reference set member as at the specified effectiveTime . If active = 1 (true) the reference set member is part of the current version of the set, if active = 0 (false) the reference set member is not part of the current version of the set. Note : A module dependency should only be inactivated if it is found to be erroneous.	YES	NO
moduleld	SCTID	Identifies the SNOMED CT module that contains this reference set member as at the specified effectiveTime . The value must be a subtype of 900000000000443000 Module (core metadata concept) within the metadata hierarchy . The moduleld for in the Module Dependency Reference Set represents the source module (i.e. the module declaring a dependency on another module). Note : In all other situations moduleld is mutable. However, in the Module Dependency Reference Set a change to the moduleld would also change the source of the dependency. Therefore, it should not be treated as mutable.	YES	NO
refsetld	SCTID	Identifies the reference set to which this reference set member belongs. In this case, always 900000000000534007 Module dependency reference set as there is only one Module Dependency Reference set.	NO	NO
referencedComponentld	SCTID	A reference to the SNOMED CT component to be included in the reference set . This refers to the target of the dependency (i.e. the module on which the module identified by moduleld depends).	NO	NO
sourceEffectiveTime	Time	The effective time of the dependent source module (identified by moduleld). This specifies a version of that module , consisting of all components that have the same moduleld as this refset member in their states as at the specified targetEffectiveTime .	YES	NO
targetEffectiveTime	Time	The effective time of the target module required to satisfy the dependency (identified by referencedComponentld). This specifies a version of that module , consisting of all components with the moduleld specified by referencedComponentld in their states as at the specified targetEffectiveTime .	YES	NO

Rules and Guidance

Introduction to Modules

Each row in the release files for components and reference set members has a [moduleld](#). This refers to the [module](#) that the component is maintained in. Each module is either part of the [SNOMED International Release](#) or part of a single [SNOMED CT Extension](#) . The [moduleld](#) has a [partition-id](#) which indicates whether it is part of the [SNOMED International Release](#) and, if not, its [namespace identifier](#) indicates the [SNOMED CT Extension](#) that it belongs to.

A module is simply a collection of [SNOMED CT components](#) maintained as a unit by a single organization. It is the organization's responsibility to organize the components in each [extension](#) that it is responsible for into one or more modules, in a way that best fits its business needs.

A module is represented by a [descendant](#) of [900000000000443000 |Module|](#) in the metadata [hierarchy](#). The immediate subtype descendants of [900000000000443000 |Module|](#) represent groups of modules maintained by an organization and subtypes of these can be used to arrange that organizations modules into a number of groups. For example, all modules maintained by [SNOMED International](#) will be [children](#) of [900000000000445007 |SNOMED International maintained module|](#).

At any point in time a [component](#) must be in one, and only one module. It is possible for components and reference set members to be moved between modules (subject to constraints explained elsewhere). In this case, a new row is added to the release file with the same [id](#) but with a new [effectiveTime](#) and a new [moduleId](#).

Introduction to Module Dependencies

Each [extension](#) must include one or more modules. Each module must be part of either the [SNOMED International Release](#) or one and only one [extension](#). A module may not move from one [extension](#) to another over time. If components or reference set members in a module are to be moved from an [extension](#) to the [SNOMED International Release](#) or to another [extension](#), they must either be added to an existing or newly created module maintained by the destination organization.

The [900000000000443000 |Module| sub-hierarchy](#) does NOT represent dependencies between module. Instead, module dependencies are modeled using the [900000000000534007 |Module dependency reference set|](#).

At the point of release, if any [component](#) within a module has changed, then a new row must be added to the [|Module dependency reference set|](#) for each dependency of that module. The [effectiveTime](#) of the added rows must set to the date of the new release. The updated [|Module dependency reference set|](#) records indicate that some components within the module have been updated in this release. If there have been no additions, updates or inactivations of components or reference set members within a module, then a new [|Module dependency reference set|](#) records need not be added unless there is a requirement to declare that the unchanged module is compatible with a later release of the module(s) on which it depends.

Identifying and Versioning Module Dependencies

[id](#)

The recommended practice is for the [refset.id](#) column to contain the same identifier for all versions of the dependencies between the same pair of modules. This approach means that at any given time only one version of each module has effective dependencies. The dependencies of earlier versions can be reviewed by reviewing a snapshot for the [effectiveTime](#) of the earlier release.

Value of the id column

An alternative approach has been suggested by some people in which a new identifier is allocated to each dependency of each module. This would then mean that all past dependencies would be visible in a snapshot view. It would also mean that it would be possible release updated dependencies for an existing module version while also releasing more up-to-date versions of the same module with different dependencies. This added flexibility comes at the price of additional complexity and for the time-being the International Release modules continue to use the simpler approach in which each new version of a dependency supersedes the dependency between earlier versions of the same pair of modules.

[effectiveTime](#)

The [effectiveTime](#) of at least one row for each pair of modules should be the same as the [sourceEffectiveTime](#). Otherwise, there will be a period of time when a snapshot view will not show the dependencies. However, it is theoretically possible for an additional row to be added with a later [effectiveTime](#) in cases where an otherwise

unchanged release of an extension, declares itself to be compatible with an updated release of the target module (in this case the `effectiveTime` and `targetEffectiveTime` are changed but the `sourceEffectiveTime` remains unchanged).

active

A module dependency only needs to be inactivated if the dependency is found to be erroneous. This is because, the module dependency is specific to a particular version of the source and target module. Therefore, if that dependency was valid at the outset it remains valid indefinitely in respect of those specified module versions, even if the dependencies between subsequent versions differ.

refsetId

Module version dependencies are represented using a single `900000000000534007 |Module dependency reference set|`. Thus all module dependency rows have the same `refsetId` (`900000000000534007 |Module dependency reference set (foundation metadata concept)|`).

It is the responsibility of the organization owning and maintaining a dependent module to identify all modules on which it depends. They do this by adding rows to the `900000000000534007 |Module dependency reference set|` within the dependent module. Because these added member must be in the dependent module, the `moduleId` of the `reference set` member record is also the identifier of the dependent (source) module.

Module Identification

Source Module (`moduleId`)

The `moduleId` column not only indicates that this reference set member is in the specified module, it also indicates that this is the module that is the source of the dependency. As a result, in this reference set the `moduleId` column is immutable (i.e `Mutable=NO`). This is an exception to the usual rule and implies that a member of this reference set cannot move from one module to another.

Target Module (`referencedComponentId`)

The target module on which the source module depends is identified by the `referencedComponentId`. Like the source module this is also immutable and this implies that if a module ceases to be dependent on another module, a new row inactivating the dependency can be added but the same member cannot be used to represent a different dependency (even if that dependency is a direct replacement of the inactivated dependency). However as noted above,

A module version may depend on one or more other module versions, and many module versions may have a dependency on a single module version. Cyclic module version dependencies are not allowed. If module-A depends on module-B, then module-B cannot depend on module-A.


Dependencies are not transitive and this means that dependencies cannot be inferred from a chain of dependencies. If module-A depends on module-B and module-B depends on module-C, the dependency of module-A on module-C must still be stated explicitly.

Any release should consist of a set of module versions that are certified as being compatible. Each release should also identify other module versions that it is dependent on even when these are outside the scope of the release. For example, the dependencies of modules in an Extension on the International Release must be stated.

Dependencies are specified between module versions, not just dependencies between modules. Therefore, it is possible to specify a dependency from a module released on one date to an earlier version of another module. The version of the dependent module is specified by the `sourceEffectiveTime` and the version of the module on which it depends is specified by the `targetEffectiveTime`.

Metadata

The following metadata in the "Foundation metadata `concept` " `hierarchy` supports this `reference set` :

 Unknown macro: 'caption-table'

900000000000454005 |Foundation metadata concept|
 900000000000455006 |Reference set|
 900000000000534007 |Module dependency|

Reference Set Descriptor and Example Data


 Notes on the tables used to show descriptors and examples

The reference set example tables on this page have been revised as follows to aid clarity and understanding:

- The first four columns which are present in all release files are not shown. The omitted columns (*id*, *effectiveTime*, *active*, *moduleId*) are used in the same way in all referenced sets to support identification, versioning and packaging. They do not directly affect the specific features of a particular reference set or reference set type.
- Reference set columns that contain SNOMED CT identifiers are expanded to show details of the concept or description referenced by that identifier. In some cases, the term is shown in the same column using the expression syntax, in other cases an additional column with a name suffix '_term' has been added. In the standard reference set files only the identifier is present in the column and there is no added column for the term. When using reference sets, the term and other details of the component are looked up from the relevant component release files.

Descriptor

The table below shows the descriptor that defines the structure of the 900000000000534007 |Module dependency reference set|.

 Unknown macro: 'caption-table'

refsetId	referencedComponentId (Referenced component)	attributeDescription (Attribute description)	attributeType (Attribute type)	attributeOrder (Attribute order)	
900000000000456007 Reference set descriptor	900000000000534007 Module dependency	900000000000535008 Dependency target	900000000000461009 Concept type component	0	

90000000000004 56007 Reference set descriptor	9000000000005340 07 Module dependency	9000000000005360 09 Source effective time	90000000000047 5002 Time	1	
90000000000004 56007 Reference set descriptor	9000000000005340 07 Module dependency	9000000000005370 00 Target effective time	90000000000047 5002 Time	2	

Note: The table above omits the initial four columns of data present in the release file. These follow the standards versioning pattern [id](#), [effectiveTime](#), [active](#), [active](#). Additionally, to aid understanding, the table above also shows the [term](#) from one of the [descriptions](#) associated with each of the identified [concept](#). The release file only contains the [identifier](#).

Example Data


Example The table below holds example entries for the [900000000000534007 |Module dependency reference set|](#) in a [snapshot view](#) of the [January 2014 SNOMED CT International Release](#) .

This [SNOMED CT International Release](#) contains three modules:

- [90000000000012004 |SNOMED CT model component|](#) which has no dependencies;
- [900000000000207008 |SNOMED CT core|](#) which depends on the [90000000000012004 |SNOMED CT model component|](#) ; and
- [449080006 |SNOMED CT to ICD-10 rule-based mapping module|](#) which depends on both the other modules.

In this case all the 2014-01-31 modules depend on 2014-01-31 versions of the other modules. However, in some case a module may depend on an earlier version of another model (e.g. an extension module may be releases after the [SNOMED CT International Release](#) to which it applies).

Dependencies are not transitive. The fact that [449080006 |SNOMED CT to ICD-10 rule-based mapping module|](#) is dependent on [900000000000207008 |SNOMED CT core|](#) may seem to imply a dependency on [90000000000012004 |SNOMED CT model component|](#) . However, in practice all dependencies must be explicitly specified, not just immediate dependencies.

 Unknown macro: 'caption-table'

moduleId	refsetId	referencedComponentId (Dependency target)	sourceEffectiveTime (Source effective time)	targetEffectiveTime (Target effective time)
90000000000020700 8 SNOMED CT core	900000000000 534007 Module dependency	9000000000001200 4 SNOMED CT model component	20140131	20140131

449080006 SNOMED CT to ICD-10 rule-based mapping module	900000000000534007 Module dependency	900000000000012004 SNOMED CT model component	20140131	20140131
449080006 SNOMED CT to ICD-10 rule-based mapping module	900000000000534007 Module dependency	9000000000000207008 SNOMED CT core	20140131	20140131

5.2.4.3 Description Format Reference Set

Purpose

The 900000000000538005 |Description format reference set| specifies the text format and maximum length of each supported [description type](#). This permits additional [description types](#) to be specified in future in addition to the three existing [description types](#) ([synonym](#), [fully specified name](#) and [textual definition](#)).

Data structure

The 900000000000538005 |Description format reference set| is a C-I ([component- Integer](#)) [reference set](#) which is used to specify the length and format of the [terms](#) in [descriptions](#) of this [description type](#). Its structure is shown in the following table.

Table 5.2.4.3-1: Description format reference set - Data structure

Field	Data type	Purpose	Mutable	Part of Primary Key
id	UUID	A 128 bit unsigned Integer , uniquely identifying this reference set member . Different versions of a reference set member share the same id but have different effectiveTime . This allows a reference set member to be modified or made inactive (i.e. removed from the active set) at a specified time.	NO	YES (Full / Snapshot)
effectiveTime	Time	The inclusive date or time at which this version of the identified reference set member became the current version. Note : In distribution files the effectiveTime should follow the short ISO date format (YYYYMM DD) and should not include the hours, minutes, seconds or timezone indicator. The current version of this reference set member at time <i>T</i> is the version with the most recent effectiveTime prior to or equal to time <i>T</i> .	YES	YES (Full) Optional (Snapshot)

active	Boolean	The state of the identified reference set member as at the specified effectiveTime . If active = 1 (true) the reference set member is part of the current version of the set, if active = 0 (false) the reference set member is not part of the current version of the set.	YES	NO
moduleId	SCTID	Identifies the SNOMED CT module that contains this reference set member as at the specified effectiveTime . The value must be a subtype of 900000000000443000 Module (core metadata concept) within the metadata hierarchy .	YES	NO
refsetId	SCTID	Identifies the reference set to which this reference set member belongs. In this case, a subtype descendant of: 900000000000538005 Description format reference set (foundation metadata concept)	NO	NO
referencedComponentId	SCTID	A reference to the SNOMED CT component to be included in the reference set . Refers to the concept that represents the description type for which this row defines the format.	NO	NO
descriptionFormat	SCTID	A reference to a subtype of 900000000000539002 Description format (foundation metadata concept) attribute which specifies the format of terms in descriptions of this description type .	NO	NO
descriptionLength	integer	The maximum length in bytes of the terms in descriptions of this description type .	NO	NO

Metadata

The following metadata supports the [description format reference set](#):

Table 5.2.4.3-2: Description Format Reference Set in the Metadata Hierarchy

<p>900000000000454005 Foundation metadata concept </p> <p>900000000000455006 Reference set </p> <p>900000000000538005 Description format </p>
--

Reference Set Descriptor and Example Data

i Notes on the tables used to show descriptors and examples

The reference set example tables on this page have been revised as follows to aid clarity and understanding:

- The first four columns which are present in all release files are not shown. The omitted columns ([id](#), [effectiveTime](#), [active](#), [moduleId](#)) are used in the same way in all referenced sets to support identification, versioning and packaging. They do not directly affect the specific features of a particular reference set or reference set type.
- Reference set columns that contain SNOMED CT identifiers are expanded to show details of the concept or description referenced by that identifier. In some cases, the term is shown in the same column using the expression syntax, in other cases an additional column with a name suffix '_term' has been added. In the standard reference set files only the identifier is present in the column and there is no added column for the term. When using reference sets, the term and other details of the component are looked up from the relevant component release files.

Descriptor

The table below shows the descriptor that defines the structure of the [900000000000538005 |Description format reference set|](#).

Table 5.2.4.3-3: Refset Descriptor rows for Description Format Reference Set

refsetId	referencedComponentId (Referenced component)	attributeDescription (Attribute description)	attributeType (Attribute type)	attributeOrder (Attribute order)
900000000000456007 Reference set descriptor 	900000000000538005 Description format 	900000000000462002 Description type component 	900000000000461009 Concept type component 	0
900000000000456007 Reference set descriptor 	900000000000538005 Description format 	900000000000539002 Description format 	900000000000461009 Concept type component 	1
900000000000456007 Reference set descriptor 	900000000000538005 Description format 	900000000000544009 Description length 	900000000000478000 Unsigned integer 	2

Example Data

This example holds the all the members of the [900000000000538005 |Description format reference set|](#) in the [SNOMED CT International Release](#) for July 2014. Other members may added to future versions of the [International](#)

Release if new [description types](#) are introduced. Owners of Extensions that support additional [description types](#) must also add members to the [900000000000538005 |Description format reference set|](#).

Table 5.2.4.3-4: Sample Content from the Description Format Reference Set

refsetId	referencedComponentId (Description type component)	descriptionFormat (Description format)	descriptionLength (Description length)
900000000000538005 Description format 	9000000000003001 Fully specified name 	90000000000540000 Plain text 	255
900000000000538005 Description format 	90000000000013009 Synonym 	90000000000540000 Plain text 	255
900000000000538005 Description format 	900000000000550004 Definition 	90000000000540000 Plain text 	4096

Note: The tables above omit the initial four columns of data present in the release file. These follow the standards versioning pattern [id](#), [effectiveTime](#), [active](#), [active](#). Additionally, to aid understanding, the tables above also show the [term](#) from one of the [descriptions](#) associated with each of the identified [concept](#). The release file only contains the [identifier](#).

5.2.4.4 MRCM Domain Reference Set

Purpose

An [723589008 |MRCM domain reference set|](#) enumerates the concept domains to which SNOMED CT attributes may be applied, and provides additional information to support these concept domains.

Each concept domain is uniquely identified by a SNOMED CT concept. When the scope of a domain covers the concepts in a particular hierarchy (or subhierarchy), the supertype concept of this hierarchy (or subhierarchy) is used to identify the domain. When a domain is defined based on membership in a reference set, the associated reference set concept is used to identify the domain. In some situations, a query may be required to define a complex domain. In these cases, the query's expansion reference set (referred to by the 'referencedComponent' of the relevant Query reference set) is used to identify the domain.

For each domain in the SNOMED CT concept model, the [723589008 |MRCM domain reference set|](#) will contain exactly one member. This reference set member will include an Expression Constraint that defines the concepts in the domain, the identifier of the immediate parent domain (or domains), the domain constraint defined in terms of its proximal primitive concepts and associated mandatory refinements, a generic Domain Expression Template for both precoordinated and postcoordinated content, and a reference to the associated guidance that provides additional human-readable text describing this domain. Please note that it is anticipated that the generic Domain

Expression Templates will be specialized further for authoring of specific subdomains using specializations stored in a Template Library.

Data Structure

An [723589008 | MRCM domain reference set |](#) is structured as shown in the following table.

Field	Data type	Purpose	Mutable	Part of Primary Key
id	UUID	A 128 bit unsigned Integer , uniquely identifying this reference set member . Different versions of a reference set member share the same id but have different effectiveTime . This allows a reference set member to be modified or made inactive (i.e. removed from the active set) at a specified time.	NO	YES (Full / Snapshot)
effectiveTime	Time	The inclusive date or time at which this version of the identified reference set member became the current version. Note : In distribution files the effectiveTime should follow the short ISO date format (YYYYMM DD) and should not include the hours, minutes, seconds or timezone indicator. The current version of this reference set member at time <i>T</i> is the version with the most recent effectiveTime prior to or equal to time <i>T</i> .	YES	YES (Full) Optional (Snapshot)
active	Boolean	The state of the identified reference set member as at the specified effectiveTime . If active = 1 (true) the reference set member is part of the current version of the set, if active = 0 (false) the reference set member is not part of the current version of the set.	YES	NO
moduleid	SCTID	Identifies the SNOMED CT module that contains this reference set member as at the specified effectiveTime . The value must be a subtype of 900000000000443000 Module (core metadata concept) within the metadata hierarchy .	YES	NO
refsetid	SCTID	Identifies the reference set to which this reference set member belongs. In this case, a subtype descendant of: 723589008 MRCM domain reference set 	NO	NO
referencedComponentid	SCTID	A reference to the SNOMED CT component to be included in the reference set . A reference to the SNOMED CT concept that identifies the relevant concept domain.	NO	NO
domainConstraint	String	An expression constraint, which defines the set of concepts included in the given concept domain. This string can be parsed using the ABNF syntax defined for the Expression Constraint Language .	YES	NO

parentDomain	String	An expression constraint, which represents the set of immediate parent domains. An immediate parent domain is a domain that is a proper superset of the given domain, and which is not a proper superset of any other parent domain.	YES	NO
proximalPrimitive Constraint	String	The domain constraint, as it would be represented for proximal primitive modelling. If the domain concept is sufficiently defined, then its proximal primitive parent will be used instead, while if the domain concept is primitive, then the concept itself is used. Additional constraints on the proximal primitive parent are also included. The expansion of the given constraint must be further filtered to find those concepts with a definitionStatusId = 900000000000074008 Primitive . This string can be parsed using the ABNF syntax defined for the Expression Constraint Language .	YES	NO
proximalPrimitive Refinement	String	The template representation of any additional refinements that are required to model in the given domain using proximal primitive modelling. These mandatory refinements reflect the defining relationships of the domain concept, when it is sufficiently defined. This string can be parsed using the 'refinement' rule in the ABNF syntax defined for the Expression Constraint Language .	YES	NO
domainTemplate ForPrecoordination	String	A general template that may be used to author precoordinated content. This template incorporates all of the mandatory attribute domain and range rules rules for precoordinated SNOMED CT content. This string can be parsed using the Expression Template Language (currently under development).	YES	NO
domainTemplate ForPostcoordination	String	A general template that may be used to author postcoordinated content. This template incorporates all of the mandatory attribute domain and range rules rules for postcoordinated SNOMED CT content. This string can be parsed using the Expression Template Language (currently under development).	YES	NO
guideURL	URL	A Uniform Resource Locator (URL) that references a web resource in which the given domain is described in further detail. This URL uses the following pattern: " http://snomed.org/dom <conceptId> "	YES	NO

Metadata

The following metadata hierarchy supports this reference set:

- 900000000000454005 |[Foundation metadata concept](#)|
 - 900000000000455006 |[Reference set](#)|
 - 723564002 |[MRCM reference set](#)|
 - 723589008 |[MRCM domain reference set](#)|
 - 723560006 |[MRCM domain international reference set](#)|
- 900000000000457003 |[Reference set attribute](#)|
 - 723565001 |[Domain constraint](#)|
 - 723570008 |[Guide URL](#)|
 - 723566000 |[Parent domain](#)|
 - 723567009 |[Proximal primitive constraint](#)|
 - 723568004 |[Proximal primitive refinement](#)|
 - 723569007 |[Template](#)|

- [723599003 | Domain template](#)
 - [723600000 | Domain template for precoordination](#)
 - [723601001 | Domain template for postcoordination](#)

Reference Set Descriptor and Example Data

i Notes on the tables used to show descriptors and examples

The reference set example tables on this page have been revised as follows to aid clarity and understanding:

- The first four columns which are present in all release files are not shown. The omitted columns ([id](#), [effectiveTime](#), [active](#), [moduleId](#)) are used in the same way in all referenced sets to support identification, versioning and packaging. They do not directly affect the specific features of a particular reference set or reference set type.
- Reference set columns that contain SNOMED CT identifiers are expanded to show details of the concept or description referenced by that identifier. In some cases, the term is shown in the same column using the expression syntax, in other cases an additional column with a name suffix '_term' has been added. In the standard reference set files only the identifier is present in the column and there is no added column for the term. When using reference sets, the term and other details of the component are looked up from the relevant component release files.

Descriptor Template

The table below shows the reference set descriptor for a reference set that follows the [723589008 | MRCM domain reference set](#) pattern.

refsetId	referencedComponentId	attributeDescription	attributeType	attribute Order
900000000000456007 Reference set descriptor	723589008 MRCM domain reference set	449608002 Referenced component	900000000000461009 Concept type component	0
900000000000456007 Reference set descriptor	723589008 MRCM domain reference set	723565001 Domain constraint	707000009 SNOMED CT parsable string	1
900000000000456007 Reference set descriptor	723589008 MRCM domain reference set	723566000 Parent domain	707000009 SNOMED CT parsable string	2
900000000000456007 Reference set descriptor	723589008 MRCM domain reference set	723567009 Proximal primitive constraint	707000009 SNOMED CT parsable string	3
900000000000456007 Reference set descriptor	723589008 MRCM domain reference set	723568004 Proximal primitive refinement	707000009 SNOMED CT parsable string	4

900000000000456007 Reference set descriptor	723589008 MRCM domain reference set	723600000 Domain template for precoordination	707000009 SNOMED CT parsable string	5
900000000000456007 Reference set descriptor	723589008 MRCM domain reference set	723601001 Domain template for postcoordination	707000009 SNOMED CT parsable string	6
900000000000456007 Reference set descriptor	723589008 MRCM domain reference set	723570008 Guide URL	707000009 SNOMED CT parsable string	7

Example Data

The table below shows some example rows from a reference set that uses the format of the 723589008 |MRCM domain reference set|.

Please note that the generic domain templates defined for the SNOMED CT International Edition are designed to support a proximal primitive parent authoring approach. However, domain templates included in an extension's 723589008 |MRCM domain reference set| may be designed to support a proximal parent authoring approach if required.

refsetId	referenced Component Id	domain Constraint	parent Domain	proximal Primitive Constraint	proximal Primitive Refinement	domainTemplateForPrecoordinatio n	domainTemplateForPostcoordinatio n	guideURL
-----------------	------------------------------------	------------------------------	--------------------------	--	--	--	---	-----------------

<p>723560006 MRCM domain international reference set </p>	<p>71388002 Procedure (procedure) </p>	<p><< 71388002 Procedure (procedure) </p>		<p><< 71388002 Procedure (procedure) </p>		<p>[[+id(<< 71388002 Procedure (procedure))]]: [[0..*]] { [[0..*]] 260507000 Access = [[+id(<< 309795001 Surgical access values (qualifier value))]], [[0..*]] 363699004 Direct device = [[+id(<< 49062001 Device (physical object))]], [[0..*]] 363700003 Direct morphology = [[+id(<< 49755003 Morphologically abnormal structure (morphologic abnormality))]], [[0..*]] 363701004 Direct substance = [[+id(<< 105590001 Substance (substance) OR << 373873005 Pharmaceutical / biologic product (product))]], [[0..*]] 363702006 Has focus = [[+id(<< 404684003 Clinical finding (finding) OR << 71388002 Procedure (procedure))]], [[0..*]] 363703001 Has intent = [[+id(<< 363675004 Intents (nature of procedure values) (qualifier value))]], [[0..*]] 363710007 Indirect device = [[+id(<< 49062001 Device (physical object))]], [[0..*]] 363709002 Indirect morphology = [[+id(<< 49755003 Morphologically abnormal structure (morphologic abnormality))]], [[0..*]] 260686004 Method = [[+id(<< 129264002 Action (qualifier value))]], [[0..*]] 260870009 Priority = [[+id(<< 272125009 Priorities (qualifier value))]], [[0..*]] 405815000 Procedure device = [[+id(<< 49062001 Device (physical object))]], [[0..*]] 405816004 Procedure morphology = [[+id(<< 49755003 Morphologically abnormal structure (morphologic abnormality))]], [[0..*]] 363704007 Procedure site = [[+id(<< 442083009 Anatomical or acquired body structure (body structure))]], [[0..*]] 405813007 Procedure site - Direct = [[+id(<< 442083009 Anatomical or acquired body structure (body structure))]], [[0..*]] 405814001 Procedure site - Indirect = [[+id(<< 442083009 Anatomical or acquired body structure (body structure))]], [[0..*]] 370131001 Recipient category = [[+id(<< 125676002 Person (person) OR << 35359004 Family</p>	<p>[[+scg(<< 71388002 Procedure (procedure))]]: [[0..*]] { [[0..*]] 260507000 Access = [[+scg(<< 309795001 Surgical access values (qualifier value))]], [[0..*]] 363699004 Direct device = [[+scg(<< 49062001 Device (physical object))]], [[0..*]] 363700003 Direct morphology = [[+scg(<< 49755003 Morphologically abnormal structure (morphologic abnormality))]], [[0..*]] 363701004 Direct substance = [[+scg(<< 105590001 Substance (substance) OR << 373873005 Pharmaceutical / biologic product (product))]], [[0..*]] 363702006 Has focus = [[+scg(<< 404684003 Clinical finding (finding) OR << 71388002 Procedure (procedure))]], [[0..*]] 363703001 Has intent = [[+scg(<< 363675004 Intents (nature of procedure values) (qualifier value))]], [[0..*]] 363710007 Indirect device = [[+scg(<< 49062001 Device (physical object))]], [[0..*]] 363709002 Indirect morphology = [[+scg(<< 49755003 Morphologically abnormal structure (morphologic abnormality))]], [[0..*]] 260686004 Method = [[+scg(<< 129264002 Action (qualifier value))]], [[0..*]] 260870009 Priority = [[+scg(<< 272125009 Priorities (qualifier value))]], [[0..*]] 405815000 Procedure device = [[+scg(<< 49062001 Device (physical object))]], [[0..*]] 405816004 Procedure morphology = [[+scg(<< 49755003 Morphologically abnormal structure (morphologic abnormality))]], [[0..*]] 363704007 Procedure site = [[+scg(<< 442083009 Anatomical or acquired body structure (body structure))]], [[0..*]] 405813007 Procedure site - Direct = [[+scg(<< 442083009 Anatomical or acquired body structure (body structure))]], [[0..*]] 405814001 Procedure site - Indirect = [[+scg(<< 442083009 Anatomical or acquired body structure (body structure))]], [[0..*]] 370131001 Recipient category = [[+scg(<< 125676002 Person (person) OR << 35359004 Family</p>	<p>http://snomed.org/dom71388002</p>
--	---	--	--	--	--	---	--	--

					<p>(social concept) OR << 133928008 Community (social concept) OR << 105455006 Donor for medical or surgical procedure (person) OR << 389109008 Group (social concept))]], [[0..*]] 246513007 Revision status = [[+id(<< 261424001 Primary operation (qualifier value) OR << 255231005 Revision - value (qualifier value) OR << 257958009 Part of multistage procedure (qualifier value))]], [[0..*]] 425391005 Using access device = [[+id(<< 49062001 Device (physical object))]], [[0..*]] 424226004 Using device = [[+id(<< 49062001 Device (physical object))]], [[0..*]] 424244007 Using energy = [[+id(<< 78621006 Physical force (physical force))]], [[0..*]] 424361007 Using substance = [[+id(<< 105590001 Substance (substance))]] }</p>	<p>(social concept) OR << 133928008 Community (social concept) OR << 105455006 Donor for medical or surgical procedure (person) OR << 389109008 Group (social concept))]], [[0..*]] 246513007 Revision status = [[+scg(<< 261424001 Primary operation (qualifier value) OR << 255231005 Revision - value (qualifier value) OR << 257958009 Part of multistage procedure (qualifier value))]], [[0..*]] 425391005 Using access device = [[+scg(<< 49062001 Device (physical object))]], [[0..*]] 424226004 Using device = [[+scg(<< 49062001 Device (physical object))]], [[0..*]] 424244007 Using energy = [[+scg(<< 78621006 Physical force (physical force))]], [[0..*]] 424361007 Using substance = [[+scg(<< 105590001 Substance (substance))]] }</p>
--	--	--	--	--	---	--

<p>723560006 MRCM domain international reference set </p>	<p>386053000 Evaluation procedure (procedure) </p>	<p><< 386053000 Evaluation procedure (procedure) </p>	<p>71388002 Procedure (procedure) </p>	<p><< 71388002 Procedure (procedure) </p>	<p>[[1..*]] 260686004 Method = [[+ (<< 129265001 Evaluation - action)]]</p>	<p>[[+id(<< 71388002 Procedure (procedure))]]: [[0..*]] { [[1..*]] 260686004 Method = [[+id(<< 129265001 Evaluation - action)]], [[0..*]] 246093002 Component = [[+id(<< 123037004 Body structure OR << 410607006 Organism OR << 105590001 Substance OR << 123038009 Specimen OR << 260787004 Physical object OR << 373873005 Pharmaceutical / biologic product OR << 419891008 Record artifact OR << 363787002 Observable entity)]], [[0..*]] 116686009 Has specimen = [[+id(<< 123038009 Specimen (specimen))]], [[0..*]] 370129005 Measurement method = [[+id(<< 127789004 Laboratory procedure categorized by method (procedure))]], [[0..*]] 370130000 Property = [[+id(<< 118598001 Property of measurement (qualifier value))]], [[0..*]] 370132008 Scale type = [[+id(<< 30766002 Quantitative OR << 26716007 Qualitative OR << 117363000 Ordinal value OR << 117365007 Ordinal or quantitative value OR << 117362005 Nominal value OR << 117364006 Narrative value OR << 117444000 Text value)]], [[0..*]] 370134009 Time aspect = [[+id(<< 7389001 Time frame (qualifier value))]], [[0..*]] 260507000 Access = [[+id(<< 309795001 Surgical access values (qualifier value))]], [[0..*]] 363699004 Direct device = [[+id(<< 49062001 Device (physical object))]], [[0..*]] 363700003 Direct morphology = [[+id(<< 49755003 Morphologically abnormal structure (morphologic abnormality))]], [[0..*]] 363701004 Direct substance = [[+id(<< 105590001 Substance (substance) OR << 373873005 Pharmaceutical / biologic product (product))]], [[0..*]] 363702006 Has focus = [[+id(<< 404684003 Clinical finding (finding) OR << 71388002 Procedure (procedure))]], [[0..*]] 363703001 Has intent = [[+id(<< 363675004 Intents (nature of procedure values) (qualifier value))]], [[0..*]] 363710007 </p>	<p>[[+scg(<< 71388002 Procedure (procedure))]]: [[0..*]] { [[1..*]] 260686004 Method = [[+scg(<< 129265001 Evaluation - action)]], [[0..*]] 246093002 Component = [[+scg(<< 123037004 Body structure OR << 410607006 Organism OR << 105590001 Substance OR << 123038009 Specimen OR << 260787004 Physical object OR << 373873005 Pharmaceutical / biologic product OR << 419891008 Record artifact OR << 363787002 Observable entity)]], [[0..*]] 116686009 Has specimen = [[+scg(<< 123038009 Specimen (specimen))]], [[0..*]] 370129005 Measurement method = [[+scg(<< 127789004 Laboratory procedure categorized by method (procedure))]], [[0..*]] 370130000 Property = [[+scg(<< 118598001 Property of measurement (qualifier value))]], [[0..*]] 370132008 Scale type = [[+scg(<< 30766002 Quantitative OR << 26716007 Qualitative OR << 117363000 Ordinal value OR << 117365007 Ordinal or quantitative value OR << 117362005 Nominal value OR << 117364006 Narrative value OR << 117444000 Text value)]], [[0..*]] 370134009 Time aspect = [[+scg(<< 7389001 Time frame (qualifier value))]], [[0..*]] 260507000 Access = [[+scg(<< 309795001 Surgical access values (qualifier value))]], [[0..*]] 363699004 Direct device = [[+scg(<< 49062001 Device (physical object))]], [[0..*]] 363700003 Direct morphology = [[+scg(<< 49755003 Morphologically abnormal structure (morphologic abnormality))]], [[0..*]] 363701004 Direct substance = [[+scg(<< 105590001 Substance (substance) OR << 373873005 Pharmaceutical / biologic product (product))]], [[0..*]] 363702006 Has focus = [[+scg(<< 404684003 Clinical finding (finding) OR << 71388002 Procedure (procedure))]], [[0..*]] 363703001 Has intent = [[+scg(<< 363675004 Intents (nature of procedure values) (qualifier</p>	<p>http://snomed.org/dom386053000</p>
--	---	--	---	--	--	--	---	--

Indirect device | = [[+id(<< 49062001 | Device (physical object) |)]], [[0..*]] 363709002 | Indirect morphology | = [[+id(<< 49755003 | Morphologically abnormal structure (morphologic abnormality) |)]], [[0..*]] 129264002 | Method | = [[+id(<< 260686004 | Action (qualifier value) |)]], [[0..*]] 260870009 | Priority | = [[+id(<< 272125009 | Priorities (qualifier value) |)]], [[0..*]] 405815000 | Procedure device | = [[+id(<< 49062001 | Device (physical object) |)]], [[0..*]] 405816004 | Procedure morphology | = [[+id(<< 49755003 | Morphologically abnormal structure (morphologic abnormality) |)]], [[0..*]] 363704007 | Procedure site | = [[+id(<< 442083009 | Anatomical or acquired body structure (body structure) |)]], [[0..*]] 405813007 | Procedure site - Direct | = [[+id(<< 442083009 | Anatomical or acquired body structure (body structure) |)]], [[0..*]] 405814001 | Procedure site - Indirect | = [[+id(<< 442083009 | Anatomical or acquired body structure (body structure) |)]], [[0..*]] 370131001 | Recipient category | = [[+id(<< 125676002 | Person (person) | OR << 35359004 | Family (social concept) | OR << 133928008 | Community (social concept) | OR << 105455006 | Donor for medical or surgical procedure (person) | OR << 389109008 | Group (social concept) |)]], [[0..*]] 246513007 | Revision status | = [[+id(<< 261424001 | Primary operation (qualifier value) | OR << 255231005 | Revision - value (qualifier value) | OR << 257958009 | Part of multistage procedure (qualifier value) |)]], [[0..*]] 425391005 | Using access device | = [[+id(<< 49062001 | Device (physical object) |)]], [[0..*]] 424226004 | Using device | = [[+id(<< 49062001 | Device (physical object) |)]], [[0..*]] 424244007 | Using energy | = [[+id(<< 78621006 | Physical force (physical force) |)]], [[0..*]] 424361007 | Using substance | = [[+id(<< 105590001 | Substance (substance) |)]]

value) |)]], [[0..*]] 363710007 | Indirect device | = [[+scg(<< 49062001 | Device (physical object) |)]], [[0..*]] 363709002 | Indirect morphology | = [[+scg(<< 49755003 | Morphologically abnormal structure (morphologic abnormality) |)]], [[0..*]] 129264002 | Method | = [[+scg(<< 260686004 | Action (qualifier value) |)]], [[0..*]] 260870009 | Priority | = [[+scg(<< 272125009 | Priorities (qualifier value) |)]], [[0..*]] 405815000 | Procedure device | = [[+scg(<< 49062001 | Device (physical object) |)]], [[0..*]] 405816004 | Procedure morphology | = [[+scg(<< 49755003 | Morphologically abnormal structure (morphologic abnormality) |)]], [[0..*]] 363704007 | Procedure site | = [[+scg(<< 442083009 | Anatomical or acquired body structure (body structure) |)]], [[0..*]] 405813007 | Procedure site - Direct | = [[+scg(<< 442083009 | Anatomical or acquired body structure (body structure) |)]], [[0..*]] 405814001 | Procedure site - Indirect | = [[+scg(<< 442083009 | Anatomical or acquired body structure (body structure) |)]], [[0..*]] 370131001 | Recipient category | = [[+scg(<< 125676002 | Person (person) | OR << 35359004 | Family (social concept) | OR << 133928008 | Community (social concept) | OR << 105455006 | Donor for medical or surgical procedure (person) | OR << 389109008 | Group (social concept) |)]], [[0..*]] 246513007 | Revision status | = [[+scg(<< 261424001 | Primary operation (qualifier value) | OR << 255231005 | Revision - value (qualifier value) | OR << 257958009 | Part of multistage procedure (qualifier value) |)]], [[0..*]] 425391005 | Using access device | = [[+scg(<< 49062001 | Device (physical object) |)]], [[0..*]] 424226004 | Using device | = [[+scg(<< 49062001 | Device (physical object) |)]], [[0..*]] 424244007 | Using energy | = [[+scg(<< 78621006 | Physical force (physical force) |)]], [[0..*]] 424361007 | Using substance | = [[+scg(<< 105590001 | Substance (substance) |)]]

5.2.4.5 MRCM Attribute Domain Reference Set

Purpose

An [723604009 |MRCM attribute domain reference set|](#) allows attributes to be associated with the domains in which they may be applied. It also allows grouping and cardinality constraints to be specified for each attribute and domain combination. For each attribute-domain rule, the strength of the rule (e.g. [723597001 |Mandatory concept model rule|](#) or [723598006 |Optional concept model rule|](#)) and the content type over which this rule applies (e.g. [723596005 |All SNOMED CT content|](#), [723594008 |All precoordinated SNOMED CT content|](#)) is also specified.

Each attribute is identified by its concept id, while each domain is identified by the same concept id used in the `referencedComponentId` of the [723589008 |MRCM domain reference set|](#).

Data Structure

An [723604009 |MRCM attribute domain reference set|](#) is structured as shown in the following table.

Field	Data type	Purpose	Mutable	Part of Primary Key
<code>id</code>	UUID	A 128 bit unsigned Integer , uniquely identifying this reference set member . Different versions of a reference set member share the same <code>id</code> but have different effectiveTime . This allows a reference set member to be modified or made inactive (i.e. removed from the active set) at a specified time.	NO	YES (Full / Snapshot)
<code>effectiveTime</code>	Time	The inclusive date or time at which this version of the identified reference set member became the current version. Note : In distribution files the <code>effectiveTime</code> should follow the short ISO date format (<code>YYYYMM DD</code>) and should not include the hours, minutes, seconds or timezone indicator. The current version of this reference set member at time <i>T</i> is the version with the most recent effectiveTime prior to or equal to time <i>T</i> .	YES	YES (Full) Optional (Snapshot)
<code>active</code>	Boolean	The state of the identified reference set member as at the specified <code>effectiveTime</code> . If <code>active</code> = 1 (true) the reference set member is part of the current version of the set, if <code>active</code> = 0 (false) the reference set member is not part of the current version of the set.	YES	NO
<code>moduleId</code>	SCTID	Identifies the SNOMED CT module that contains this reference set member as at the specified <code>effectiveTime</code> . The value must be a subtype of 900000000000443000 Module (core metadata concept) within the metadata hierarchy .	YES	NO

refsetId	SCTID	Identifies the reference set to which this reference set member belongs. In this case, a subtype descendant of: 723604009 MRCM attribute domain reference set	NO	NO
referencedComponentId	SCTID	A reference to the SNOMED CT component to be included in the reference set . A reference to the SNOMED CT attribute concept to which the attribute-domain rule defined by this member applies.	NO	NO
domainId	SCTID	A reference to the SNOMED CT concept that identifies the relevant concept domain.	NO	NO
grouped	Boolean	Whether or not the given attribute (identified by referencedComponentId) is treated by a Description Logic reasoner as belonging to a relationship group, when applied to a concept in the given domain. If grouped = 1 (true) then the given attribute (identified by referencedComponentId) is treated by a Description Logic reasoner as belonging to a relationship group. If grouped = 0 (false) then the given attribute (identified by referencedComponentId) is treated by a Description Logic reasoner as not belonging to a relationship group.	YES	NO
attributeCardinality	string	The number of times the given attribute can be assigned a distinct (non-redundant) value within the definition of each concept or expression. This string can be parsed using the following ABNF rule (together with the subrules defined in the Expression Constraint Language): <i>attributeCardinality = minimum to maximum</i>	YES	NO
attributeInGroupCardinality	string	The number of times the given attribute can be assigned a distinct (non-redundant) value within a single relationship group as part of the definition of a concept or expression. This string can be parsed using the following ABNF rule (together with the subrules defined in the Expression Constraint Language): <i>attributeCardinality = minimum to maximum</i>	YES	NO
ruleStrengthId	SCTID	A subtype of 723573005 Concept model rule strength which specifies whether the given rule is mandatory (resulting in an error) or optional (resulting in a warning).	YES	NO
contentTypeId	SCTID	A subtype of 723574004 Content type which indicates the type of SNOMED CT content over which this rule applies. In many cases, this will be set to 723596005 All SNOMED CT content .	YES	NO

Metadata

The following metadata hierarchy supports this reference set:

- [900000000000454005](#) | [Foundation metadata concept](#) |
 - [900000000000455006](#) | [Reference set](#) |
 - [723564002](#) | [MRCM reference set](#) |
 - [723604009](#) | [MRCM attribute domain reference set](#) |

- 723561005 |MRCM attribute domain international reference set|
- 900000000000457003 |Reference set attribute|
 - 723571007 |Cardinality|
 - 723602008 |Attribute cardinality|
 - 723603003 |Attribute in group cardinality|
 - 723574004 |Content type|¹
 - 723593002 |All new precoordinated SNOMED CT content|
 - 723594008 |All precoordinated SNOMED CT content|
 - 723596005 |All SNOMED CT content|
 - 723595009 |All postcoordinated SNOMED CT content|
 - 723596005 |All SNOMED CT content|
 - 609431004 |Domain|
 - 723572000 |Grouped|
 - 723573005 |Concept model rule strength|
 - 723597001 |Mandatory concept model rule|
 - 723598006 |Optional concept model rule|

¹ Please note that the 723574004 |Content type| hierarchy is designed using 'universal restriction' logic. The hierarchy may therefore appear to be 'upside down'. However, it was designed in this way because if an MRCM rule applies to 723596005 |All SNOMED CT content| then it also applies to the Content Types that are a supertype of this - including 723594008 |All precoordinated SNOMED CT content| and 723595009 |All postcoordinated SNOMED CT content|.

Reference Set Descriptor and Example Data

Notes on the tables used to show descriptors and examples

The reference set example tables on this page have been revised as follows to aid clarity and understanding:

- The first four columns which are present in all release files are not shown. The omitted columns (*id*, *effectiveTime*, *active*, *moduleId*) are used in the same way in all referenced sets to support identification, versioning and packaging. They do not directly affect the specific features of a particular reference set or reference set type.
- Reference set columns that contain SNOMED CT identifiers are expanded to show details of the concept or description referenced by that identifier. In some cases, the term is shown in the same column using the expression syntax, in other cases an additional column with a name suffix '_term' has been added. In the standard reference set files only the identifier is present in the column and there is no added column for the term. When using reference sets, the term and other details of the component are looked up from the relevant component release files.

Descriptor Template

The table below shows the reference set descriptor for a reference set that follows the 723604009 |MRCM attribute domain reference set| pattern.

refsetId	referencedComponentId	attributeDescription	attributeType	attribute Order
900000000000456007 Reference set descriptor	723604009 MRCM attribute domain reference set	449608002 Referenced component	900000000000461009 Concept type component	0
900000000000456007 Reference set descriptor	723604009 MRCM attribute domain reference set	609431004 Domain	900000000000461009 Concept type component	1
900000000000456007 Reference set descriptor	723604009 MRCM attribute domain reference set	723572000 Grouped	900000000000478000 Unsigned integer	2
900000000000456007 Reference set descriptor	723604009 MRCM attribute domain reference set	723602008 Attribute Cardinality	707000009 SNOMED CT parsable string	3
900000000000456007 Reference set descriptor	723604009 MRCM attribute domain reference set	723603003 Attribute In Group Cardinality	707000009 SNOMED CT parsable string	4
900000000000456007 Reference set descriptor	723604009 MRCM attribute domain reference set	723573005 Concept model rule Strength	900000000000461009 Concept type component	5
900000000000456007 Reference set descriptor	723604009 MRCM attribute domain reference set	723574004 Content type	900000000000461009 Concept type component	6

Example Data

The table below shows some example rows from a reference set that follows the format of the [723604009 |MRCM attribute domain reference set|](#).

refsetId	referencedComponent Id	domainId	grouped	attribute Cardinality	attribute InGroup Cardinality	ruleStrengthId	contentTypeId
723561005 MRCM attribute domain international reference set 	255234002 After 	404684003 Clinical finding (finding) 	1	0..*	0..*	723597001 Mandatory concept model rule 	723596005 All SNOMED CT content
723561005 MRCM attribute domain international reference set 	255234002 After 	272379006 Event (event) 	1	0..*	0..*	723597001 Mandatory concept model rule 	723596005 All SNOMED CT content
723561005 MRCM attribute domain international reference set 	408729009 Finding context 	413350009 Finding with explicit context (situation) 	1	0..*	0..1	723597001 Mandatory concept model rule 	723596005 All SNOMED CT content
723561005 MRCM attribute domain international reference set 	272741003 Laterality 	91723000 Anatomical structure (body structure) 	0	0..1	0..0	723597001 Mandatory concept model rule 	723594008 All precoordinated SNOMED CT content

5.2.4.6 MRCM Attribute Range Reference Set

Purpose

An [723592007 |MRCM attribute range reference set|](#) allows attributes to be associated with a valid value range for a given SNOMED CT content type and rule strength. The range of each attribute is defined using an Expression Constraint. This expression constraint represents the set of concepts, expressions, or concrete values that may be used as the value of the given attribute.¹

The [723592007 |MRCM attribute range reference set|](#) also provides a summary of the concept model rule associated with each attribute (including all valid domains and the given range) using an Expression Constraint representation. This attribute rule can be completely auto-generated by combining information from the [723604009 |MRCM attribute domain reference set|](#) and the [723592007 |MRCM attribute range reference set|](#).

Data Structure

An [723592007 |MRCM attribute range reference set|](#) is structured as shown in the following table.

Field	Data type	Purpose	Mutable	Part of Primary Key
id	UUID	A 128 bit unsigned Integer , uniquely identifying this reference set member . Different versions of a reference set member share the same id but have different effectiveTime . This allows a reference set member to be modified or made inactive (i.e. removed from the active set) at a specified time.	NO	YES (Full / Snapshot)
effectiveTime	Time	The inclusive date or time at which this version of the identified reference set member became the current version. Note : In distribution files the effectiveTime should follow the short ISO date format (YYYYMM DD) and should not include the hours, minutes, seconds or timezone indicator. The current version of this reference set member at time <i>T</i> is the version with the most recent effectiveTime prior to or equal to time <i>T</i> .	YES	YES (Full) Optional (Snapshot)
active	Boolean	The state of the identified reference set member as at the specified effectiveTime . If active = 1 (true) the reference set member is part of the current version of the set, if active = 0 (false) the reference set member is not part of the current version of the set.	YES	NO
moduleid	SCTID	Identifies the SNOMED CT module that contains this reference set member as at the specified effectiveTime . The value must be a subtype of 900000000000443000 Module (core metadata concept) within the metadata hierarchy .	YES	NO

refsetId	SCTID	Identifies the reference set to which this reference set member belongs. In this case, a subtype descendant of: 723592007 MRCM attribute range reference set	NO	NO
referencedComponentId	SCTID	A reference to the SNOMED CT component to be included in the reference set . A reference to the SNOMED CT attribute concept to which the range defined by this member applies.	NO	NO
rangeConstraint	string	A parsable string, which defines the valid set of values that may be used for the given attribute (identified by the referencedComponentId). If the attribute in the referencedComponentId is a subtype of 762705008 Concept model object attribute (attribute) then the rangeConstraint must be an expression constraint , which can be parsed using the ABNF rules defined by the Expression Constraint Language . If the attribute in the referencedComponentId is a subtype of 762706009 Concept model data attribute (attribute) then the rangeConstraint must be parsable using the concreteValueReplacement ABNF rule specified in the SNOMED CT Template Syntax . For example, the following rangeConstraint includes the set of all positive integers: int (>#0.)	YES	NO
attributeRule	string	An Expression Constraint that captures the domain, range and cardinality constraints for the given attribute, rule strength and content type. This string can be parsed using the ABNF syntax defined for the Expression Constraint Language . If ranges with concrete values are required, the Expression Constraint Language can be extended as described above (for rangeConstraint).	YES	NO
ruleStrengthId	SCTID	A subtype of 723573005 Concept model rule strength which specifies whether the given rule is mandatory (resulting in an error) or optional (resulting in a warning).	YES	NO
contentTypeId	SCTID	A subtype of 723574004 Content type which indicates the type of SNOMED CT content over which this rule applies.	YES	NO

Metadata

The following metadata hierarchy supports this reference set:

- [900000000000454005 | Foundation metadata concept](#)
 - [900000000000455006 | Reference set](#)
 - [723564002 | MRCM reference set](#)
 - [723592007 | MRCM attribute range reference set](#)
 - [723562003 | MRCM attribute range international reference set](#)
- [900000000000457003 | Reference set attribute](#)
 - [723576002 | Attribute rule](#)
 - [723574004 | Content type](#)²
 - [723593002 | All new precoordinated SNOMED CT content](#)
 - [723594008 | All precoordinated SNOMED CT content](#)
 - [723596005 | All SNOMED CT content](#)
 - [723595009 | All postcoordinated SNOMED CT content](#)
 - [723596005 | All SNOMED CT content](#)

- [723575003 | Range constraint](#)
- [723573005 | Concept model rule strength](#)
 - [723597001 | Mandatory concept model rule](#)
 - [723598006 | Optional concept model rule](#)

- ¹ If ranges including concrete values (such as integers or strings) are required, the Expression Constraint Language can be extended, as described for *rangeConstraint* in the Data Structure section on this page.
- ² Please note that the [723574004 | Content type](#) hierarchy is designed using 'universal restriction' logic. The hierarchy may therefore appear to be 'upside down'. However, it was designed in this way because if an MRCM rule applies to [723596005 | All SNOMED CT content](#) then it also applies to the Content Types that are a supertype of this - including [723594008 | All precoordinated SNOMED CT content](#) and [723595009 | All postcoordinated SNOMED CT content](#).

Reference Set Descriptor and Example Data

Notes on the tables used to show descriptors and examples

The reference set example tables on this page have been revised as follows to aid clarity and understanding:

- The first four columns which are present in all release files are not shown. The omitted columns ([id](#), [effectiveTime](#), [active](#), [moduleId](#)) are used in the same way in all referenced sets to support identification, versioning and packaging. They do not directly affect the specific features of a particular reference set or reference set type.
- Reference set columns that contain SNOMED CT identifiers are expanded to show details of the concept or description referenced by that identifier. In some cases, the term is shown in the same column using the expression syntax, in other cases an additional column with a name suffix '_term' has been added. In the standard reference set files only the identifier is present in the column and there is no added column for the term. When using reference sets, the term and other details of the component are looked up from the relevant component release files.

Descriptor Template

The table below shows the reference set descriptor for a reference set that follows the [723592007 | MRCM attribute range reference set](#) pattern.

refsetId	referencedComponentId	attributeDescription	attributeType	attribute Order
900000000000456007 Reference set descriptor	723592007 MRCM attribute range reference set	449608002 Referenced component	900000000000461009 Concept type component	0
900000000000456007 Reference set descriptor	723592007 MRCM attribute range reference set	723575003 Range constraint	707000009 SNOMED CT parsable string	1

900000000000456007 Reference set descriptor	723592007 MRCM attribute range reference set	723576002 Attribute rule	707000009 SNOMED CT parsable string	2
900000000000456007 Reference set descriptor	723592007 MRCM attribute range reference set	723573005 Concept model rule strength	900000000000461009 Concept type component	3
900000000000456007 Reference set descriptor	723592007 MRCM attribute range reference set	723574004 Content type	900000000000461009 Concept type component	4

Example Data

The table below shows some example rows from a reference set that follows the format of the [723592007 |MRCM attribute range reference set|](#).

refsetId	referencedComponent Id	rangeConstraint	attributeRule	ruleStrengthId	contentTypeId
723562003 MRCM attribute range international reference set 	255234002 After 	<< 404684003 Clinical finding (finding) OR << 71388002 Procedure (procedure) 	(<< 404684003 Clinical finding (finding) OR << 272379006 Event (event)):[0..*]{[0..*] 255234002 After =<< 404684003 Clinical finding (finding) OR << 71388002 Procedure (procedure)) }	723597001 Mandatory concept model rule 	723596005 All SNOMED CT content
723562003 MRCM attribute range international reference set 	408729009 Finding context 	<< 410514004 Finding context value (qualifier value) 	<< 413350009 Finding with explicit context (situation) :[0..*]{[0..1] 408729009 Finding context =<< 410514004 Finding context value (qualifier value) }	723597001 Mandatory concept model rule 	723596005 All SNOMED CT content
723562003 MRCM attribute range international reference set 	272741003 Laterality 	<< 182353008 Side (qualifier value) 	<< 91723000 Anatomical structure (body structure) :[0..1] 272741003 Laterality =<< 182353008 Side (qualifier value) 	723597001 Mandatory concept model rule 	723596005 All SNOMED CT content

5.2.4.7 MRCM Module Scope Reference Set

Purpose

An [723563008 |MRCM module scope reference set|](#) specifies the set of MRCM reference sets that should be applied to the content in each module. Within a SNOMED CT Edition, the MRCM rules applied to the included modules must be consistent, to ensure data integrity within an edition is maintained.

Data Structure

An [723563008 |MRCM module scope reference set|](#) is structured as shown in the following table.

Field	Data type	Purpose	Mutable	Part of Primary Key
id	UUID	A 128 bit unsigned Integer , uniquely identifying this reference set member . Different versions of a reference set member share the same id but have different effectiveTime . This allows a reference set member to be modified or made inactive (i.e. removed from the active set) at a specified time.	NO	YES (Full / Snapshot)
effectiveTime	Time	The inclusive date or time at which this version of the identified reference set member became the current version. Note : In distribution files the effectiveTime should follow the short ISO date format (YYYYMM DD) and should not include the hours, minutes, seconds or timezone indicator. The current version of this reference set member at time <i>T</i> is the version with the most recent effectiveTime prior to or equal to time <i>T</i> .	YES	YES (Full) Optional (Snapshot)
active	Boolean	The state of the identified reference set member as at the specified effectiveTime . If active = 1 (true) the reference set member is part of the current version of the set, if active = 0 (false) the reference set member is not part of the current version of the set.	YES	NO
moduleId	SCTID	Identifies the SNOMED CT module that contains this reference set member as at the specified effectiveTime . The value must be a subtype of 900000000000443000 Module (core metadata concept) within the metadata hierarchy .	YES	NO
refsetId	SCTID	Identifies the reference set to which this reference set member belongs. In this case, set to 723563008 MRCM module scope reference set 	NO	NO

referencedComponentId	SCTID	A reference to the SNOMED CT component to be included in the reference set . Identifies the SNOMED CT module to which the given concept model refset is applied. The value must be a subtype of 900000000000443000 Module within the metadata hierarchy.	NO	NO
mrcmRuleRefsetId	SCTID	A subtype of 723564002 MRCM reference set that defines the concept model rules that are applied to content in the module identified by referencedComponentId.	NO	NO

Metadata

The following metadata hierarchy supports this reference set:

- [900000000000454005 | Foundation metadata concept |](#)
 - [900000000000455006 | Reference set |](#)
 - [723564002 | MRCM reference set |](#)
 - [723563008 | MRCM module scope reference set |](#)
 - [900000000000457003 | Reference set attribute |](#)
 - [723577006 | MRCM rule reference set |](#)

Reference Set Descriptor and Example Data

i Notes on the tables used to show descriptors and examples

The reference set example tables on this page have been revised as follows to aid clarity and understanding:

- The first four columns which are present in all release files are not shown. The omitted columns ([id](#), [effectiveTime](#), [active](#), [moduleId](#)) are used in the same way in all referenced sets to support identification, versioning and packaging. They do not directly affect the specific features of a particular reference set or reference set type.
- Reference set columns that contain SNOMED CT identifiers are expanded to show details of the concept or description referenced by that identifier. In some cases, the term is shown in the same column using the expression syntax, in other cases an additional column with a name suffix '_term' has been added. In the standard reference set files only the identifier is present in the column and there is no added column for the term. When using reference sets, the term and other details of the component are looked up from the relevant component release files.

Descriptor Template

The table below shows the reference set descriptor for the [723563008 | MRCM module scope reference set |](#) pattern.

refsetId	referencedComponentId	attributeDescription	attributeType	attributeOrder
900000000000456007 Reference set descriptor 	723563008 MRCM module scope reference set 	449608002 Referenced component 	900000000000461009 Concept type component 	0

900000000000456007 Reference set descriptor	723563008 MRCM module scope reference set	723577006 MRCM rule reference set	900000000000461009 Concept type component	1
---	---	-------------------------------------	---	---

Example Data

The table below shows some example rows from the 723563008 |MRCM module scope reference set|.

refsetId	referencedComponentId	mrcmRuleRefsetId
723563008 MRCM module scope reference set	900000000000207008 SNOMED CT core module (core metadata concept)	723560006 MRCM domain international reference set
723563008 MRCM module scope reference set	900000000000207008 SNOMED CT core module (core metadata concept)	723561005 MRCM attribute domain international reference set
723563008 MRCM module scope reference set	900000000000207008 SNOMED CT core module (core metadata concept)	723562003 MRCM attribute range international reference set

6 SNOMED CT Identifiers

SNOMED Clinical Terms Components are identified and referenced using numeric identifiers. These identifiers have the data type **SCTID** (SNOMED CT Identifier).

The **SCTID** data type is 64-bit integer which is allocated and represented in accordance with a set of rules. These rules enable each **SCTID** to refer unambiguously to a unique component. They also support separate partitions for allocation of **Identifiers** for particular types of component. In the case of **components** that originate in an **Extension**, the **SCTID** also supports separate **namespaces** that distinguish between different issuing organizations.

Details of the **SCTID** are described in the following sections:

- [6.1 SCTID Data Type](#)
- [6.2 SCTID Representation](#)
- [6.3 SCTID Constraints](#)
- [6.4 Check-digit](#)
- [6.5 Partition Identifier](#)
- [6.6 Namespace-Identifier](#)
- [6.7 Item-Identifier Digits](#)
- [6.8 Example SNOMED CT identifiers](#)
- [6.9 The Namespace Hierarchy](#)

6.1 SCTID Data Type

The **SCTID** data type is a 64-bit positive integer.

When rendered as a string an **SCTID** must always be represented using decimal digits and when rendered as a string has a maximum permitted length of 18 digits and a minimum length of 6 digits.

Note: Leading zeros are always omitted from the string rendering of an **SCTID**. For example the value "101291009" must not be rendered as "0101291009".

6.2 SCTID Representation

Each **SCTID** identifies a **SNOMED CT component**. The identifier itself does not contain information related to the meaning of a **concept** or **description**. This means it is not possible to infer anything about the meaning of a **concept** from the numeric value of the identifier or from the sequence of digits. The meaning of a **concept** can be determined from **relationships** to other **concepts** and from associated **descriptions** that include human readable terms.

The **SCTID** does however have a structure which includes valuable information about the nature and source of the identified component and the validity of the identifier. This structure supports the following features:

- **Check-digit** validation of the identifier.
 - The **check-digit** is the final digit in the decimal rendering of the identifier. This can be checked to minimize errors from transcription or incomplete copy-paste actions.
- Partitioning between identifiers for different types of **SNOMED CT component**.
 - A two-digit **partition identifier** distinguishes the identifiers of different component types and prevents the same identifier from being allocated to both a **concept** and a **description**. As a result, when an **SCTID** is read from a record or other resource, it is possible to determine whether it represents a **concept**, a **relationship** or a **description**, before searching for the identified component.
- Namespaces to separate component identifiers originated by different organizations.

- Organizations are only permitted to issue identifiers which fall within a specified namespace of potential identifier values. This prevents collisions between identifiers issues by different organizations which would otherwise result in ambiguity and errors when sharing data.
- There are two formats used for representing namespaces.
 - Short format in which **partition identifiers** are reserved for an organization which is permitted to issue any valid identifiers within the allocated partitions. The short format approach does not require a specific **namespace identifier** and is only applicable to components originated and maintained by the **SNOMED International** as part of the **International Release of SNOMED CT**.
 - Long format in which the **partition identifier** value indicates that a separate **namespace identifier** is required to distinguish between components originated as part of an **extension** created by an appropriately authorized organization .

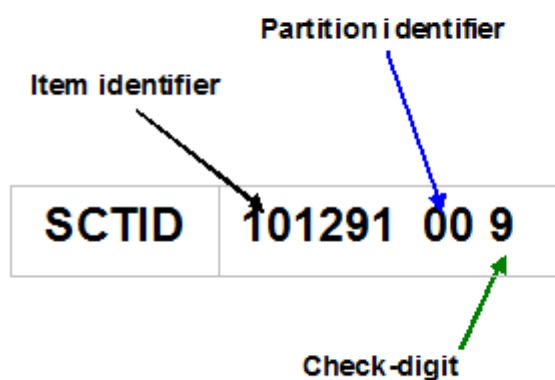


Figure 6.2-1: SCTID Short Format - Applicable to components originating from the International Release




Figure 6.2-2: SCTID Long Format - Applicable to components originating from a SNOMED CT Extension

i The [SNOMED International](#) allocates [namespace identifiers](#) to organizations such as [Members](#) and [Affiliates](#) to enable them to create content and or derivatives in an [extension](#). The [namespace identifiers](#) enables unique [SCTID](#) to be issued by many organizations and allow each [SCTID](#) to be traced to an authorized originating organization.

6.3 SCTID Constraints

The permissible value for the [SCTIDs](#) are limited by the following rules:

- Only positive integer values that are greater than 10^5 and less than 10^{18} are permitted.
- The only valid [string](#) renderings of the identifier value are [String](#) of decimal digits (0-9), commencing with a non zero digit.
- The second and third digits from the right hand end of the [string](#) rendering of the identifier must match one of the [partition-identifier values specified in this guide](#).
- The rightmost digit of the [string](#) rendering is a [check-digit](#) and must match the value calculated using the specified [check-digit computation](#).

Note

- As a result of these rules, many 64-bit integers are not valid **SCTIDs**. The value limitations enable any valid **SCTID** to be stored in either a signed or unsigned 64-bit integer.
- The rules also ensure that an **SCTID** can be distinguished from code from one of the antecedent code systems **Read Codes** (which are 4 or 5 characters in length) and legacy **Identifiers** from **SNOMED RT** and its predecessors (which always start with a letter).
- **SNOMED RT** identifiers are **SCTIDs** identical to those used in **SNOMED CT** but in some cases will now refer to **inactive concepts**. In these cases, data in the [900000000000489007 |Concept inactivation indicator reference set](#) and [900000000000522004 |Historical association reference set](#) can be used to find the identifier of the closest equivalent **active concept**.

Warning

In some systems and frameworks the default numeric data type is a floating point representation according to IEEE 754. For example, as of today in JavaScript the number type (by default) is a double precision floating point data type allowing representation of 53-bit integers, which is not sufficient for **SCTIDs**.

It is recommended that you specify a 64-bit integer type for representing **SCTIDs** rather than using a default numeric data type. Where a 64-bit integer data type is not available, please use a string data type to represent the **SCTIDs**.

6.4 Check-digit

The final digit of the **SCTID** is a check-digit.

Users should be required to type **SCTID** values but in some case during design and development it may be necessary to copy or paste identifiers. The objective of the check-digit is to detect the commonest types of error that may occur due to typographical errors on those situations or in other cases where transcription or communication mechanisms may introduce error. Examples may include high-level development such as creating or modifying protocols or pre-specified queries.

An **SCTID** is checked by using the **Verhoeff check**, which is a Dihedral D 5 Check. This detects a higher proportion of common typographical errors than either the IBM or Modulus 11 check. Unlike the Modulus 11 check it is effective on decimal strings longer than ten-digits. Furthermore its value can always be represented as a decimal digit without excluding any values.

Related Links

- See [Check-Digit Computation](#) for detailed information about the Verhoeff check-digit algorithm and links to sample program code.
- See <http://snomed.org/verhoeff> for a sample web form that can be used to compute a check-digit or check the validity of an **SCTID**.


6.4.1 SNOMED CT Identifier Check

The form below performs the SCTID Check-Digit computation and checking. It also identifies the namespace element of an identifier. Below the form is an expandable box including the JavaScript code used to perform these computations.

Partial Identifier (without check-digit)	<input type="text"/>	<input type="button" value="Compute"/>
SNOMED CT Identifier	<input type="text"/>	<input type="button" value="Check"/>
Result of check		
Component type		
Namespace		

This Verhoeff checking part of this code was based on a webpage at:

- <http://www.augustana.ab.ca/~mohrj/algorithms/checkdigit.html>

 The source HTML and JavaScript code for this form is shown in [6.4.2 Check-digit Computation](#).

6.4.2 Check-digit Computation

The [SCTID](#) (see [3.1.4.2. Component features - Identifiers](#)) includes a check-digit, which is generated using Verhoeff's dihedral check. This section explains the algorithm used and includes sample source code for generating and checking the check-digit in Java Script and Microsoft Visual Basic.

Verhoeff's Dihedral Group D5 Check

The mathematical description of this technique may appear complex but in practice it can be reduced to a pair of two-dimensional arrays, a single dimensional inverse array and a simple computational procedure. These three arrays are shown in the following tables.

- The first array contains the result of "Dihedral D5" multiplication;
- The second array consists of 8 rows of which two are defined while the rest are derived by applying the following formula: $F(i, j) = F(i - 1, F(1, j))$;
- The third array consists of a single row containing the inverse of the Dihedral D5 array it identifies the location of all the zero values in the first array.

Table 6.4.2-1: Results of Dihedral D5 multiplication

	0	1	2	3	4	5	6	7	8	9

0	0	1	2	3	4	5	6	7	8	9
1	1	2	3	4	0	6	7	8	9	5
2	2	3	4	0	1	7	8	9	5	6
3	3	4	0	1	2	8	9	5	6	7
4	4	0	1	2	3	9	5	6	7	8
5	5	9	8	7	6	0	4	3	2	1
6	6	5	9	8	7	1	0	4	3	2
7	7	6	5	9	8	2	1	0	4	3
8	8	7	6	5	9	3	2	1	0	4
9	9	8	7	6	5	4	3	2	1	0

Table 6.4.2-2: The full array for Function F

	0	1	2	3	4	5	6	7	8	9
0	0	1	2	3	4	5	6	7	8	9
1	1	5	7	6	2	8	3	0	9	4
2	5	8	0	3	7	9	6	1	4	2
3	8	9	1	6	0	4	3	5	2	7

4	9	4	5	3	1	2	6	8	7	0
5	4	2	8	6	5	7	3	9	0	1
6	2	7	9	3	8	0	6	4	1	5
7	7	0	4	6	9	1	3	2	5	8

Table 6.4.2-3: The Inverse D5 array

0	1	2	3	4	5	6	7	8	9	
0	4	3	2	1	5	6	7	8	9	

The identifier is checked by starting at the rightmost digit of the identifier (the check-digit itself) and proceeding to the left processing each digit as follows:

- $Check = \text{ArrayDihedralD5} (Check, \text{ArrayFunctionF}((Position \text{ Modulus } 8), Digit))$

Check = the running value of the check-sum (starts at zero and modified by each step).

Position = the position of the digit (counted from the right starting at zero).

Digit = the value of the digit.


The final value of *Check* should be zero. Otherwise the check has failed.

When calculating the **check-digit** the same process is applied with a minor variation:

- *Position* is the position that the digit will have when the **check-digit** has been appended.
- The final value of *Check* is applied to the Inverse D5 array to find the correct **check-digit**.

Check-digit = $\text{ArrayInverseD5} (Check)$.

Sample Java Script for computing Verhoeff's Dihedral Check

 A live version of an HTML form and JavaScript is available in section [6.4.1 SNOMED CT Identifier Check](#).

HTML Code for Form Calling the JavaScript below

```

<style>
p.p1 {margin: 0.0px 0.0px 0.0px 0.0px; font: 12.0px Helvetica}
span.s1 {color: #021da7}
span.s2 {color: #f9975e}
span.s3 {color: #ff9450}
span.s4 {color: #ab4500}
span.s5 {color: #a7a400}
table {border-width: 6px; border-color: #0080ff; border-collapse: collapse; border-style: ridge;}
td {border-width: 3px; border-color: #0080ff; border-collapse: collapse; padding: 6px; border-style:
ridge;}
</style>
<form action="" name="form">
  <table width="441">
    <tr>
      <td width="212" height="25"> Partial Identifier <br/>(without check-digit)&nbsp; </td>
      <td width="115" height="25">
        <input name="num" size="18"/>
      </td>
      <td width="92" height="25">
        <input onclick="VerhoeffCompute()" type="button" value="Compute"/>
      </td>
    </tr>
    <tr>
      <td width="212" height="35"> SNOMED CT Identifier </td>
      <td width="115" height="35">
        <input name="numcd" size="18"/>
      </td>
      <td width="92" height="35">
        <input onclick="VerhoeffCheck()" type="button" value="Check"/>
      </td>
    </tr>
    <tr>
      <td width="212" height="23"> Result of check&nbsp; </td>
      <td width="115" height="23" colspan="2" id="out"> </td>
    </tr>
    <tr>
      <td width="212" height="23"> Component type </td>
      <td width="115" height="23" colspan="2" id="component"> </td>
    </tr>
    <tr>
      <td width="212" height="23"> Namespace </td>
      <td width="115" height="23" colspan="2" id="extnamespace"> </td>
    </tr>
  </table>
  <p style="margin-left: 0; margin-right: 0"> This Verhoeff checking part of this code was based
  on a webpage at: <p>
  <ul>
    <li>
      <a href="http://www.augustana.ab.ca/~mohrj/algorithms/checkdigit.html">
        http://www.augustana.ab.ca/~mohrj/algorithms/checkdigit.html </a>
    </li>
  </ul>

```

</form>

Java Script Code for SCTID Validation and Check-Digit Computation

```

var FnF = new Array();
FnF[0] = [0, 1, 2, 3, 4, 5, 6, 7, 8, 9];
FnF[1] = [1, 5, 7, 6, 2, 8, 3, 0, 9, 4];
for ( var i = 2; i < 8; i++ )
{
    FnF[i] = [,,,,,,,,,];
    for ( var j = 0; j < 10; j++ )
        FnF[i][j] = FnF[i - 1][FnF[1][j]];
}
var Dihedral = new Array(
[0, 1, 2, 3, 4, 5, 6, 7, 8, 9],
[1, 2, 3, 4, 0, 6, 7, 8, 9, 5],
[2, 3, 4, 0, 1, 7, 8, 9, 5, 6],
[3, 4, 0, 1, 2, 8, 9, 5, 6, 7],
[4, 0, 1, 2, 3, 9, 5, 6, 7, 8],
[5, 9, 8, 7, 6, 0, 4, 3, 2, 1],
[6, 5, 9, 8, 7, 1, 0, 4, 3, 2],
[7, 6, 5, 9, 8, 2, 1, 0, 4, 3],
[8, 7, 6, 5, 9, 3, 2, 1, 0, 4],
[9, 8, 7, 6, 5, 4, 3, 2, 1, 0] );

var InverseD5 = new Array(0, 4, 3, 2, 1, 5, 6, 7, 8, 9 );

function VerhoeffCheck()
{
    var check = 0;
    var IdValue = document.form.numcd.value;
    document.getElementById("out").innerText = "";
    document.getElementById("out").setAttribute("style","color:red;");
    document.getElementById("component").innerText = "Invalid partition";
    document.getElementById("component").setAttribute("style","color:green;");
    document.getElementById("extnamespace").innerText = "No namespace";
    document.getElementById("extnamespace").setAttribute("style","color:red;");

    for ( var i=IdValue.length-1; i >=0; i-- )
        check = Dihedral[check][FnF[(IdValue.length-i-1) % 8][IdValue.charAt(i)]];
    if ( check != 0 ) { document.getElementById("out").innerText = "Check-digit ERROR"; }
    else if ( IdValue.length < 6 ) {document.getElementById("out").innerText = "SCTID too short";}
    else if ( IdValue.length > 18 ) {document.getElementById("out").innerText = "SCTID too long";}
    else {document.getElementById("out").innerText = "Check-digit OK";
    document.getElementById("out").setAttribute("style","color:green;");
    switch (IdValue.substr(IdValue.length-3,2))
    {
        case "00":
            document.getElementById("component").innerText = "Concept";
            document.getElementById("extnamespace").innerText = "International";
            break;
        case "01":
            document.getElementById("component").innerText = "Description";
            document.getElementById("extnamespace").innerText = "International";
            break;
    }
}

```

```

case "02":
    document.getElementById("component").innerText ="Relationship";
    document.getElementById("extnamespace").innerText ="International";
    break;
case "03":
    document.getElementById("component").innerText ="Subset (RF1)";
    document.getElementById("extnamespace").innerText ="International";
    break;
case "04":
    document.getElementById("component").innerText ="Cross Map Set (RF1)";
    document.getElementById("extnamespace").innerText ="International";
    break;
case "05":
    document.getElementById("component").innerText ="Cross Map Target (RF1)";
    document.getElementById("extnamespace").innerText ="International";
    break;
case "10":
    document.getElementById("component").innerText ="Concept";
    document.getElementById("extnamespace").innerText =IdValue.substr(IdValue.length-10,7);
    break;
case "11":
    document.getElementById("component").innerText ="Description";
    document.getElementById("extnamespace").innerText =IdValue.substr(IdValue.length-10,7);
    break;
case "12":
    document.getElementById("component").innerText ="Relationship";
    document.getElementById("extnamespace").innerText =IdValue.substr(IdValue.length-10,7);
    break;
case "13":
    document.getElementById("component").innerText ="Subset (RF1)";
    document.getElementById("extnamespace").innerText =IdValue.substr(IdValue.length-10,7);
    break;
case "14":
    document.getElementById("component").innerText ="Cross Map Set (RF1)";
    document.getElementById("extnamespace").innerText =IdValue.substr(IdValue.length-10,7);
    break;
case "15":
    document.getElementById("component").innerText ="Cross Map Target (RF1)";
    document.getElementById("extnamespace").innerText =IdValue.substr(IdValue.length-10,7);
    break;
default:
    document.getElementById("component").setAttribute("style","color:red;");
}
if (document.getElementById("extnamespace").innerText=='International')
{document.getElementById("extnamespace").setAttribute("style","color:green;");}
else if (IdValue.length>10) {document.getElementById("extnamespace").setAttribute("style","color:green;
");}
else {document.getElementById("extnamespace").innerText="Invalid Namespace";
}
}
}
}
function VerhoeffCompute( )

{
var IdValue = document.form.num.value; var check = 0;

```



```
document.form.numcd.value= "";
for ( var i = IdValue.length-1; i >=0; i-- )
check = Dihedral[check][FnF[(IdValue.length-i) % 8][IdValue.charAt(i)]];
document.form.numcd.value = document.form.num.value + InverseD5[check];
VerhoeffCheck();
document.getElementById("out").innerText = "Computed check-digit";
}
```

Sample Visual Basic for computing Verhoeff's Dihedral Check

Visual Basic Code for Check-Digit Computation

```

Option Explicit
Private Dihedral(9) As Variant
Private FnF(7) As Variant
Private InverseD5 As Variant
Public Function VerhoeffCheck(ByVal IdValue As String) As Boolean
'Check the supplied value and return true or false
Dim tCheck As Integer, i As Integer
VerhoeffArrayInit
For i = Len(IdValue) To 1 Step -1
tCheck = Dihedral(tCheck)(FnF((Len(IdValue) - i) Mod 8)(Val(Mid(IdValue, i, 1))))
Next
VerhoeffCheck = tCheck = 0
End Function
Public Function VerhoeffCompute(ByVal IdValue As String) As String
'Compute the check digit and return the identifier complete with check-digit
Dim tCheck As Integer, i As Integer
VerhoeffArrayInit
For i = Len(IdValue) To 1 Step -1
tCheck = Dihedral(tCheck)(FnF((Len(IdValue) - i + 1) Mod 8)(Val(Mid(IdValue, i, 1))))
Next
VerhoeffCompute = IdValue & InverseD5(tCheck)
End Function
Private Sub VerhoeffArrayInit()
'Create the arrays required
Dim i As Integer, j As Integer
'if already created exit here
If VarType(InverseD5) >= vbArray Then Exit Sub
'create the DihedralD5 array
Dihedral(0) = Array(0, 1, 2, 3, 4, 5, 6, 7, 8, 9)
Dihedral(1) = Array(1, 2, 3, 4, 0, 6, 7, 8, 9, 5)
Dihedral(2) = Array(2, 3, 4, 0, 1, 7, 8, 9, 5, 6)
Dihedral(3) = Array(3, 4, 0, 1, 2, 8, 9, 5, 6, 7)
Dihedral(4) = Array(4, 0, 1, 2, 3, 9, 5, 6, 7, 8)
Dihedral(5) = Array(5, 9, 8, 7, 6, 0, 4, 3, 2, 1)
Dihedral(6) = Array(6, 5, 9, 8, 7, 1, 0, 4, 3, 2)
Dihedral(7) = Array(7, 6, 5, 9, 8, 2, 1, 0, 4, 3)
Dihedral(8) = Array(8, 7, 6, 5, 9, 3, 2, 1, 0, 4)
Dihedral(9) = Array(9, 8, 7, 6, 5, 4, 3, 2, 1, 0)
'create the FunctionF array
FnF(0) = Array(0, 1, 2, 3, 4, 5, 6, 7, 8, 9)
FnF(1) = Array(1, 5, 7, 6, 2, 8, 3, 0, 9, 4)
'compute the rest of the FunctionF array
For i = 2 To 7
FnF(i) = Array(0, 0, 0, 0, 0, 0, 0, 0, 0, 0)
For j = 0 To 9
FnF(i)(j) = FnF(i - 1)(FnF(1)(j))
Next
Next
'Create the InverseD5 array

```

```
InverseD5 = Array("0", "4", "3", "2", "1", "5", "6", "7", "8", "9")
End Sub
```

Reasons for using a check-digit

Although a user should rarely type the [SCTID](#), experience suggests that from time to time this will happen. A user may also copy and paste an [SCTID](#). There is a significant risk of errors in these processes and inclusion of a [check-digit](#) is intended to reduce the risk of such errors passing undetected. The choice of [check-digit](#) algorithm has been made to maximize the detection of common typographical errors. These have been analyzed by in a paper by J. Verhoeff ("Error Detecting Decimal Codes", *Mathematical Center Tract 29*, The Mathematical Center, Amsterdam, 1969) and subsequently cited in Wagner and Putter, ("Error Detecting Decimal Digits", *CACM*, Vol 32, No. 1, January 1989). These papers give a detailed categorization of the sorts of errors humans make in dealing with decimal numbers, based on a study of 12000 errors:

- single errors: a becomes b (60% to 95% of all errors).
- omitting or adding a digit (10% to 20%).
- adjacent transpositions: ab becomes ba (10% to 20%).
- twin errors: aa becomes bb (0.5% to 1.5%).
- jump transpositions: acb becomes bca (0.5% to 1.5%).
- jump twin errors: aca becomes bcb (below 1%).
- phonetic errors: a0 becomes 1a -similar pronunciation e.g. thirty or thirteen (0.5% to 1.5%).

In the explanations above, a is not equal to b, but c can be any decimal digit.

A brief comparison of check-digit effectiveness

The IBM Check

The check-sums used for credit cards (the IBM check) picks up the most common errors but miss some adjacent transpositions and many jump transpositions. Assuming the pattern of errors described above, on average it will miss between 4% and 5% of expected errors.

The ISBN Check (Modulus 11)

The ISBN modulus 11 (used for [UK NHS](#) number) picks up more errors than the IBM checksum. Leaving 2% to 3% of errors undetected. However, it generates a check-sum value of 0 to 10 and thus cannot be represented as a single [check-digit](#) in about 9% of cases. The ISBN convention is to use "X" to represent the [check-digit](#) value 10 but this is incompatible with an [Integer](#) representation. The [UK NHS](#) number uses this check-sum but regards and number generating a check-sum of 10 as an invalid identifier. This approach could be applied to the [SCTID](#) but this would render 9% of possible values unusable in each partition and [namespace](#). This would prevent a simple sequence of values from being allocated as the *item identifier* within any [namespace](#). More significantly the unusable *item identifier* would differ in each [namespace](#) or partition and this would prevent simple transpositions of *item identifiers* between partitions and [namespaces](#).

Partitions could be a useful way of distinguishing developmental and released components and revising the partition and recalculating the [check-digit](#) would then be an elegant way to activate these components for a distribution version. It seems unwise to prevent future development and maintenance by using a check-sum that will prevent this.

Verhoeff's Check

Verhoeff's check catches all single errors, all adjacent transpositions, over 95% of twin errors, over 94% of jump transpositions and jump twin errors, and most phonetic errors. Therefore, like modulus 11, the Verhoeff check reduces the undetected error rate to 2% or 3%. Unlike modulus 11, it does this using a single decimal [check-digit](#) and without limiting the range of valid numbers.

The majority of the undetected errors with both modulus 11 and Verhoeff result from additions or omissions of digits. Any [check-digit](#) method is likely to miss 10% of such errors and since these comprise 10% to 20%. The Verhoeff scheme also misses four jump twin errors involving digits with a difference of 5 (i.e. 050 vs. 505, 161 vs. 616, 272 vs. 727, and 494 vs. 949).

6.5 Partition Identifier

The penultimate two-digits of the [SCTID](#) (second and third from the right), are the [partition identifier](#).

The [partition identifier](#) indicates the nature of the component identified. This allows the identifier of a [description](#) to be distinguished from the identifier of a [concept](#).

The [partition identifier](#) also indicates whether the [SCTID](#) contains a [namespace identifier](#) (*long format*) or follows the *short format* applicable to identifiers of [components](#) that originated in the [International Release](#). Identifiers of [components](#) that originated in the [International Release](#) of [SNOMED CT](#) have one of the following [partition identifier](#) values:

Table 6.5-1: Partition identifier Values for Short Format SCTIDs

PartitionId	Component type
00	Concept
01	Description
02	Relationship

Identifiers of [components](#) that originated in an [extension](#) have one of the following [partition identifier](#) values:

Table 6.5-2: Partition identifier Values for Long Format SCTIDs

PartitionId	Component type
10	Concept

11	Description
12	Relationship

All other [partition identifier](#) values are reserved for future use.

6.6 Namespace-Identifier

If the [partition-identifier](#) indicates a long format [SCTID](#), the seven-digits immediately to the left of the partition-digit are a [namespace-identifier](#). The [namespace-identifier](#) is an integer value, left padded with 0 s as necessary to ensure there are always seven digits in the value. The [namespace-identifier](#) does not hold meaning.

Each organization that is authorized to generate [SCTID](#) is allocated a [namespace-identifier](#) by the [SNOMED International](#). Each allocated namespace is represented in the [Namespace Concept](#) metadata sub-hierarchy, released as part of the [International release](#) (see details in [The Namespace hierarchy](#)).

6.7 Item-Identifier Digits

The string of digits to the left of the [partition-identifier](#) (in a *short format SCTID*) or to the left of the [namespace-identifier](#) (in a *long format SCTID*) is referred to as the *item-identifier*.

These values are available to uniquely identify an individual entity within the specified partition or namespace. The same *item-identifier* can be allocated in each partition of each namespace as the [SCTID](#) is rendered unique by the [partition-identifier](#) and the [namespace-identifier](#). For components in the [International Release of SNOMED CT](#), *item-identifiers* will usually be issued in the arbitrary order in which components are added to [SNOMED Clinical Terms](#). However, due to management of the editing process the sequence of issued *item-identifiers* may be discontinuous.

CAUTION:

In all cases, the value of an *item-identifier* on its own is meaningless. The only way to determine the meaning of an [SCTID](#) is by looking up the complete value in an appropriate distribution file.

6.8 Example SNOMED CT identifiers

The following examples conform to the [SNOMED CT identifier](#) specification and illustrate a range of possible [Identifiers](#) within different partitions and namespaces.

SctId	partition identifier	check-digit	Notes
100005	00 = concept , using short format	5	The Item identifier digits 100 are the lowest permitted value. Therefore this is the lowest SctId that can be allocated to a concept .
100014	01= description , using short format	4	This is the lowest SctId that can be allocated to a description .

100022	02= relationship , using short format	2	This is the lowest SctId that can be allocated to a relationship .
1290023401004	00= concept , using short format	4	A valid SctId for a concept .
1290023401015	01= description , using short format	5	A valid SctId for a description .
9940000001029	02= relationship , using short format	9	A valid SctId for a relationship .
11000001102	10= concept , using long format	2	A valid long format SctId for a concept in the 1000001 namespace.
10989121108	10= concept , using long format	8	A valid long format SctId for a concept in the 0989121 namespace.
1290989121103	10= concept , using long format	3	A valid long format SctId for a concept in the 0989121 namespace.
1290000001117	11= description , using long format	7	A valid long format SctId for a description in the 0000001 namespace.
9940000001126	12= relationship , using long format	6	A valid long format SctId for a relationship in the 0000001 namespace.
999999990989121104	10= concept , using long format	4	The maximum valid SctId for a concept in the 0989121 namespace.

6.9 The Namespace Hierarchy

SNOMED CT core release files include metadata [concepts](#) that represent each of the allocated [namespace-identifiers](#).

A [namespace concept](#) has the following characteristics:

- It is a [subtype child](#) of 370136006 |Namespace concept|.
- The [fully specified name](#) of the [concept](#) has the term
 - **Extension Namespace {nnnnnn} (namespace concept)**

- A **synonym** associated with each **concept** has the term
 - **Extension Namespace** {nnnnnnn}
- Where appropriate further **synonyms** may be included to identify the nature of the responsible organization.

i In the terms shown above {nnnnnnn} is the seven digit namespace identifier of the responsible organization.

Appendix A: Notes on Release File Changes

Representation of the Logical Model - Before July 2018

⚠ This is a historical record of the representation of the SNOMED CT Logical Model before July 2018. During a period of transition between July 2018 and July 2019 the model was revised to enable more advanced description logic axioms to be represented. The Logical model following those changes is shown in [2.2 Representation of the Logical Model](#)

Figure 1 shows how SNOMED CT release files prior to July 2018 represented the various elements in the logical model. The revised representation of these element is shown on in [2.2 Representation of the Logical Model: Figure 1](#).

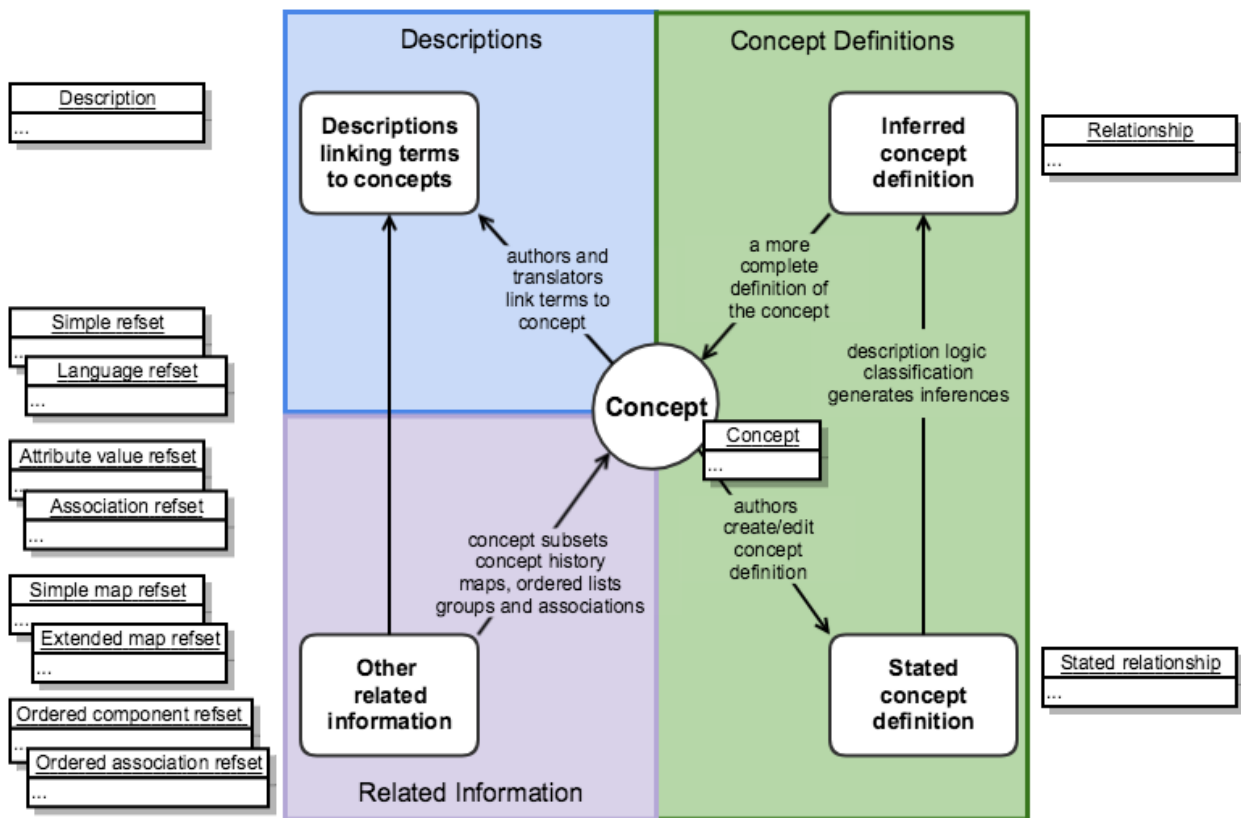



Figure 1: Practical representation of the logical model of SNOMED CT (before update)

Table 1: Release file representation of the logical model (before update)

Logical Model	Release File Representation	References
Concepts	Each concept is represented by a row in the concept release file.	4.2.1 Concept File Specification
Descriptions	Each description is represented by a row in the description release file.	4.2.2 Description File Specification
Stated Concept Definitions	<p>Each stated concept definition is represented by a set of rows in the stated relationship release file. Each row in the set that set defines a concept, represents a defining relationship with another concept. The definitionStatusId column in the concept file row indicates whether the set of defining relationships is sufficient to define the concept.</p> <p>The stated relationship file has the same format as the relationship file.</p> <div data-bbox="263 958 1182 1088" style="border: 1px solid orange; padding: 5px; margin-top: 10px;"> <p> This representation of stated definitions is being replaced by a transition process starting in July 2018 and ending during 2019.</p> </div>	4.2.3 Relationship File Specification Stated Relationship file
Inferred Concept Definitions	Each inferred concept definition is represented by a set of rows in the relationship release file. Each row in the set that set defines a concept, represents a defining relationship with another concept. The definitionStatusId column in the concept file row indicates whether the set of defining relationships is sufficient to define the concept.	4.2.3 Relationship File Specification
Other Related Information	<p>Represented by a range of reference set release files that conform to the extensible reference set file format.</p> <p>Each row in a reference set refers to a concept or description as a member of the set. The extensible structure allows different types of related information to be associated with the referenced component.</p>	5.2 Reference Set Types Practical Guide to Reference Sets

Associations Between Release Files Prior to July 2018

 For details of the Stated Definition View since July 2019 please see [4.1 Associations Between Release Files](#).

The [stated relationship file](#), was used to represent the stated view of relationships prior to a transition process between July 2018 and July 2019. In July 2019 this file became obsolete and was completely replaced by two [OWL Expression Reference Sets](#) (the [OWL axiom reference set file](#) and the [OWL ontology reference set file](#)).

Figure 1 shows the associations between files that represent the **stated** and **inferred** views prior to the transition. **Error: Referenced caption id not found!**

Captions on current page:

- Figure: with ID: **assoc-2018**

shows the associations between the release files that following these changes.

The **stated relationship** file is now obsolete as it has been completely replaced by two **OWL Expression Reference Sets** (the **OWL axiom reference set** file and the **OWL ontology reference set** file).

During the transitional period the **stated relationship** file continued to be distributed, but the OWL axiom reference set introduced advanced aspects to concept definitions which could not be represented in the **stated relationship** file.

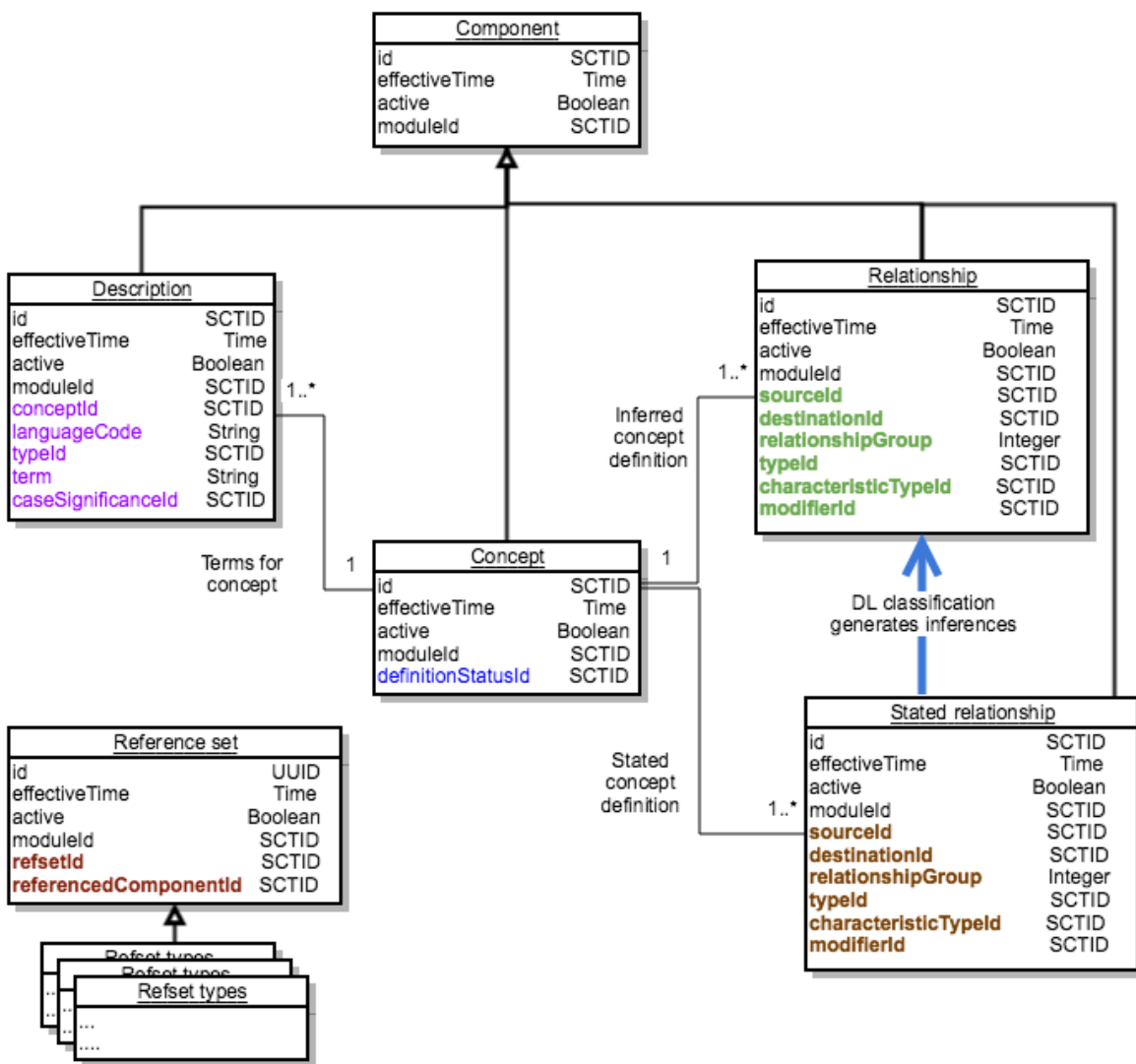


Figure 1: Associations between SNOMED CT Release Files Prior to July 2019 (now obsolete)

Notes on modifierId

These notes provide additional information about the modifierId column in the [Relationship File](#). The modifierId column was included in the specification of the relationships file in the expectation that it would in future distinguish between different types of description logic axiom. However, in practice it has not been used. Different approaches to enhanced use of description logic are under consideration and it now seems unlikely that this column will be used as originally intended. Therefore, until further notice it is recommended that the contents of this column should be ignored.

The following notes were included in the original specification of modifierId and are retained here for consistency.

i Original release notes on modifierId

The `modifierId` field will initially be set to 900000000000451002 |Some| to keep compatibility with the [RF1](#) release. Widening the range of this field to include other values (such as |All|) will in future increase the expressive power of [SNOMED CT](#). However, this is likely to come at the cost of an increase in reasoning complexity, leading to potential issues for classification tooling.

Notes:

1. The modifierId field has been included at this stage as the [RF2](#) format is likely to be stable for at least a five year period, without addition or deletion of fields. Within that period it is anticipated that other `modifierId` values will be added. Therefore, although not fully implemented at this stage, this field has been included in the initial RF2 specification as it represents an integral part of the [Description Logic](#) used by [SNOMED CT](#).
2. Any expansion of [SNOMED CT](#) to include [relationships](#) with a `modifierId` set to a value other than 900000000000451002 |Some| will be discussed with [Members](#) prior to introduction.
3. Changes have been made to the "Immutability" values shown in the above table in the 2014-07-31 version. These changes reflect the fact that the values in the following columns of a uniquely identified relationship have occurred in historical data and in these cases tracking the history of these changes is of greater value than insisting on immutability.
 - `relationshipGroup`: The number can change though the logical content of the group represented should not change. Additionally no significance should be read into the `relationshipGroup` value of an inactive [relationship](#);
 - `characteristicType`: This has changed in historical data but should not change in future;
 - `modifierId`: Since there is currently only one value for this no changes are possible but if the permitted values are extended as suggested above then it is likely that changes would be required.

RF1 Compatibility and Conversion Tools

In January 2012 the [SNOMED International](#) switched from the original [Release Format](#) (used for [SNOMED CT](#) distribution since 2002), to the more flexible and consistent [Release Format 2](#) (RF2). This means that from that date onward the primary source data for the [SNOMED CT International Release](#) is maintained and distributed in the RF2 format.

The [SNOMED International](#) recognizes that, while implementers will benefit from the features of the new format, there is inevitably a transitional period during which both formats are in use. Therefore, the [SNOMED International](#) provides the following resources to support users whose systems do not yet support [SNOMED CT Release Format 2](#):

- [Release Format 1](#) files will continue to be included in the [International Release](#) for a limited period
 - These files are not the authoritative version of [SNOMED CT](#) but are generated from the authoritative RF2 data using a software utility developed for this purpose.
 - The resulting RF1 data retains the functionality of the original release data but does not support any of the features of RF2. While all the clinically relevant [SNOMED CT](#) hierarchies are identical in both releases, the additional "Metadata Hierarchy" added as part of the RF2 upgrade is not included in the RF1 converted data. In addition there are some cases where Cross Maps
- The RF2 to RF1 Conversion Tool used for generating the RF1 files is also available to all [Members](#) and [Affiliate Licensees](#)
 - The "RF2 Conversion Tool" is an open source, Java-based, software tool to facilitate the conversion of [SNOMED CT](#) files released in RF2 format into RF1 format. The tool provides both a command line utility and a Graphical [User Interface](#)(GUI) to facilitate configuration, progress tracking and the maintenance of additional data whenever it is not available as part of an RF2 release.
 - The limitations of RF2 to RF1 conversion (noted above) will also apply to conversion undertaken using this tool. To enable the conversion to be completed successfully in a way that retains and replaces [Identifiers](#) consistently for the RF1 environment a set of auxiliary files (the "RF1 Compatibility Package") is also required.

The "RF2 to RF1 Conversion Tool" and the "RF1 Compatibility Package" are available for [Members](#) and [Affiliates](#) to download in the same way as the [SNOMED CT International Release](#).

 **Caution!**

These resources and tools are intended for use during a transitional period and should not be considered as a long term alternative to migration to support direct use of RF2 data within applications. As [SNOMED CT](#) continues to evolve more of the specific feature of RF2 will be used to add value to the terminology. Some of the added value delivered by RF2 is soon likely to be regarded as essential for effective solutions to user requirements.

Appendix B. Specification Reference Information

This section lists the file and field names used in technical specifications within this guide. The scope of use of these names is limited to the tables in which they are used and the given definitions are not intended for use in any other context.

- A
 - acceptabilityId (field)
 - active (field)
 - alternateIdentifier (field)
 - annotation (field)
 - attributeDescription (field)
 - attributeOrder (field)
 - attributeType (field)
- B
 - Boolean (data type)
- C
 - caseSignificanceId (field)
 - characteristicTypeId (field)
 - Concept file
 - conceptId (field)
 - correlationId (field)
- D
 - definitionStatusId (field)
 - Description file
 - descriptionFormat (field)
 - descriptionLength (field)
 - destinationId (field)
 - Dualkey (field)
 - Dualkey table
- E
 - effectiveTime (field)
 - Excluded word (field)
 - Excluded words table
 - expression (field)
- I
 - Identifier file
 - id (field)
 - identifierSchemeId (field)
 - Integer (data type)
- K
 - Keyword (field)
- L
 - linkedToId (field)
- M
 - mapAdvice (field)
 - mapGroup (field)
 - mapCategoryId (field)
 - mapPriority (field)
 - mapRule (field)
 - mapTarget (field)
 - modifierId (field)

- O
 - moduleId (field)
 - order (field)
 - OWL Expression Reference Set file
 - OWL ontology reference set file
- Q
 - query (field)
- R
 - referencedComponentId (field)
 - Reference Set file
 - refsetId (field)
 - Relationship file
 - relationshipGroup (field)
- S
 - SCTID (data type)
 - sourceEffectiveTime (field)
 - sourceId (field)
 - Stated Relationship file
 - String (data type)
 - substrate (field)
- T
 - targetComponentId (field)
 - targetEffectiveTime (field)
 - term (field)
 - Time (data type)
 - Transitive closure file
 - typeId (field)
- U
 - Unicode
 - UTF-16
 - UTF-8
 - UUID (data type)
- V
 - valueId (field)
 - value (field)
- W
 - Word equivalents table
 - WordBlockNumber (field)
 - WordKey table
 - WordRole (field)
 - WordText (field)
 - WordType (field)

A

- acceptabilityId (field)
- active (field)
- alternateIdentifier (field)
- annotation (field)
- attributeDescription (field)
- attributeOrder (field)
- attributeType (field)

acceptabilityId (field)

A field in a 900000000000506000 |Language type reference set| that indicates the acceptability of a [Description](#) in the language or [dialect](#) specified by that [Reference Set](#) . Values include "preferred" and "acceptable".

Note: Field name in a 900000000000506000 |Language type reference set|

active (field)

A [Boolean](#) field that specifies whether an identified [component](#) or is an [active](#) from the point in time specified by the [effectiveTime](#) .

Note: Field name in SNOMED CT Release Format 2.

Related Links

- [Meaning of the active field](#)
- [3.2 Release Types](#)
- [AAA](#)

alternateIdentifier (field)

A field in the [Identifier file](#) containing the representation of an [Identifier](#) in another code system that is irrevocably linked to a [SNOMED CT identifier](#) .

Related Links

- [Identifier](#)

annotation (field)

An [Annotation Reference Set](#) field containing additional information linked to a [SNOMED CT component](#) .

Note: Field name in SNOMED CT Release Format 2.

Related Links

- [5.2.1.6 Annotation Reference Set](#)

attributeDescription (field)

A reference to a [concept](#) that specifies the name and/or usage of an additional attribute in a [Refset](#). If the [attributeType](#) is component reference, the values applied to this additional attribute are restricted to [subtypes](#) of this [concept](#) .

Note: Field name in a SNOMED CT Release Format 2 Reference Set Descriptor.

attributeOrder (field)

An integer representing the position of an additional attribute in a [Refset](#). The value 0 (zero) refers to the [referencedComponentId](#). All other values refer to the position of an additional attribute relative to the [referencedComponentId](#).

Note: Field name in a SNOMED CT Release Format 2 Reference Set Descriptor.

attributeType (field)

A reference to a [concept](#) that specifies the data type of an additional attribute in a [Refset](#).

Note: Field name in a SNOMED CT Release Format 2 Reference Set Descriptor.

B

- [Boolean \(data type\)](#)

Boolean (data type)

A datatype that represents either true or false.

Note: In [SNOMED CT release files](#) the value 0 (zero) represents "false" and the value 1 (one) represents true.

C

- [caseSignificanceId \(field\)](#)
- [characteristicTypeId \(field\)](#)
- [Concept file](#)
- [conceptId \(field\)](#)
- [correlationId \(field\)](#)

caseSignificanceId (field)

A field in the [Description Release File](#) containing a [SNOMED CT identifier](#) that indicates whether the text of the term can be modified to by switching characters from upper to lower case (or vice-versa).

Note: Field name in SNOMED CT Release Format 2

Related Links

- [4.1.4 Concept Enumerations for caseSignificanceId](#)
- [Description](#)

characteristicTypeId (field)

A reference to a [concept](#) that specifies the nature of a [Relationship](#). Values include "defining", "qualifying" etc.

Note: Field name in the SNOMED CT Release Format 2 relationships table.

Concept file

The file structure used to distribute [SNOMED CT concepts](#) .

Note: Component File name in SNOMED CT Release Format 2

Related Links

- [4.2.1 Concept File Specification](#)

conceptId (field)

A field in the [Description file](#) that associates a [term](#) with the [concept](#) to which it applies .

Note: Field name in the [Description file](#) .

correlationId (field)

A field in the Complex Map [Reference Set](#) containing a [SNOMED CT identifier](#) which represents the correlation between the [SNOMED CT concept](#) and the [target code](#) .

Note: Field name in SNOMED CT Release Format 2

Related Links

- [Data structure](#)

D

- [definitionStatusId \(field\)](#)
- [Description file](#)
- [descriptionFormat \(field\)](#)
- [descriptionLength \(field\)](#)
- [destinationId \(field\)](#)
- [Dualkey \(field\)](#)
- [Dualkey table](#)

definitionStatusId (field)

A field in the [Concept Release File](#) containing a [SNOMED CT identifier](#) which specifies whether the [concept](#) is [fully defined](#) or [primitive](#) .

Note: Field name in the SNOMED CT Release Format 2 concepts table.

Related Links

- [4.1.2 Concept Enumerations for definitionStatusId](#)
- [Concept](#)

Description file

The file structure used to distribute [SNOMED CT descriptions](#).

Note

- Component File name in SNOMED CT Release Format 2

Related Links

- [4.2.2 Description File Specification](#)

descriptionFormat (field)

A [5.2.4.3 Description Format Reference Set](#) field reference to a [concept](#) that specifies the maximum length and format of the [term](#) fields for a particular type of [Description](#) .

Note: By default the [term](#) is a [UTF-8](#) string of up to 255 characters without markup. However, description types can be specified which are longer in length and/or contain format markup (e.g. HTML). For more details of how this is specified see the file structure specification.

Related Links

- [5.2.4.3 Description Format Reference Set](#)

descriptionLength (field)

A [5.2.4.3 Description Format Reference Set](#) field containing an integer which indicates the maximum length of the term string for a specified type of [Description](#) .

Note: By default the [term](#) is a [UTF-8](#) string of up to 255 characters without markup. However, description types can be specified which are longer in length and/or contain format markup (e.g. HTML). For more details of how this is specified see the file structure specification.

Related Links

- [5.2.4.3 Description Format Reference Set](#)

destinationId (field)

A field in the [Relationship Release File](#) containing a [SNOMED CT identifier](#) that refers to the [concept](#) that represents the destination (or [attribute-value](#)) of the associated [Relationship](#) .

Note: Field name in [SNOMED CT Release Format 2](#). In RF1 this field was called *ConceptId2*

Related Links

- [Relationship](#)

Dualkey (field)

A key used to facilitate textual searches of [SNOMED CT](#) that consists of the first three letters of a pair of words in a [Description](#). All possible pairs of words in each [Description](#) may be paired irrespective of their relative position in the [Description](#). *Dualkeys* are represented as a row in the *Dualkeys Table*.

Note: Field name in SNOMED CT toolkit

Dualkey table

A table in which each row represents a [Dualkey](#). See [see [6.1.5.2 Word Search Tables - Summary](#)].

Note: File or Table name in SNOMED CT toolkit

E

- [effectiveTime \(field\)](#)
- [Excluded word \(field\)](#)
- [Excluded words table](#)
- [expression \(field\)](#)

effectiveTime (field)

Specifies the inclusive date at which the component version's state became the then current valid state of the component.

Note: Field name in SNOMED CT Release Format 2

Excluded word (field)

A word that in a given [language](#) is so frequently used, or has so poor a discriminating power, that it is suggested for exclusion from the indices used to support textual searches of [SNOMED CT](#). *Excluded Words* are represented as a row in the [Excluded Words Table](#)

Note: Field name in SNOMED CT toolkit

Excluded words table

A data table in which each row represents an [Excluded Word](#). See [see [6.1.5.2 Word Search Tables - Summary](#)].

Note: File or Table name in SNOMED CT toolkit

expression (field)

I

- [Identifier file](#)
- [id \(field\)](#)

- [identifierSchemeld \(field\)](#)
- [Integer \(data type\)](#)

Identifier file

The file structure used to distribute alternative [Identifiers](#) for [SNOMED CT components](#).

Note: The Identifier file is not currently used in the [SNOMED CT International Release](#) as use of the more flexible [5.2.3.1 Simple Map from SNOMED CT Reference Set](#) / [5.2.3.2 Simple Map to SNOMED CT Reference Set](#) structures are preferred for links to/from alternative codes. The only known current use of this file is for internal identification of components during the content development process.

Related Links

- [Identifier file](#)

id (field)

A field that provides the unique identifier of a [component](#) ([concept](#), [description](#) or [relationship](#)) or [reference set member](#) .

Note:

- The data type of the *id* for a [component](#) is [SCTID](#) and this identifier is used to refer to the [component](#) .
- The data type of the *id* for a [reference set member](#) is [UUID](#). This identifier is only used to support versioning of a rows ([member](#)) in a [Reference set](#) it does not identify the Reference set itself (see [refsetId](#)) nor does it identify to a component referred to by the [Reference set](#) (see [referencedComponentId](#)).

identifierSchemeld (field)

A field in the RF2 [Identifier file](#) containing a [SNOMED CT identifier](#) which identifies the alternate code system.

Note: In practice, the identifier file is not used in the [SNOMED CT International Release](#) as the use of [5.2.3.1 Simple Map from SNOMED CT Reference Set](#) or [5.2.3.2 Simple Map to SNOMED CT Reference Set](#) is preferred. The only current use of this file is for internal identification during the development process.

Related Links

- [Identifier](#)

Integer (data type)

A datatype that represents a whole number.

Note: In [SNOMED CT release file](#) specifications integers are represented as a string of decimal digits. The range of values and support for negative values may be constrained for the specification are specified for each usage of this datatype. However, unless otherwise specified, all [release file](#) fields of data type *integer* are assumed to be 32-bit signed integers.

Related Links

- [3.1.2 Release File Data Types](#)

K

- [Keyword \(field\)](#)

Keyword (field)

A field containing a potential search text in one of the [WordKey Tables](#) or a word excluded for key generation in the [Excluded Words Table](#).

Note: Field name in SNOMED CT toolkit

L

- [linkedTold \(field\)](#)

linkedTold (field)

An Ordered [Reference Set](#) field containing a [SNOMED CT identifier](#) which refers to either a sub-group of components or a child [concept](#) in the alternative hierarchy represented by the [Reference set](#). The parent of grouping component is represented by the [referencedComponentId](#).

Note: Field name in SNOMED CT Release Format 2.

Related Links

- [5.2.1.8 Ordered Reference Set](#)

M

- [mapAdvice \(field\)](#)
- [mapGroup \(field\)](#)
- [mapCategoryId \(field\)](#)
- [mapPriority \(field\)](#)
- [mapRule \(field\)](#)
- [mapTarget \(field\)](#)
- [modifierId \(field\)](#)
- [moduleId \(field\)](#)

mapAdvice (field)

Field in a [5.2.3.3 Complex and Extended Map from SNOMED CT Reference Sets](#) containing human-readable advice, that may be employed by the software vendor to give an end-user advice on selection of the appropriate [target code](#) from the alternatives presented to him within the group.

mapGroup (field)

Field in a [5.2.3.3 Complex and Extended Map from SNOMED CT Reference Sets](#) containing an [integer](#) that groups a set of complex map records from which one may be selected as a [target code](#). Where a [SNOMED CT concept](#) maps onto 'n' [target codes](#), there will be 'n' groups, each containing one or more complex map records.

mapCategoryId (field)

Field in a [5.2.3.3 Complex and Extended Map from SNOMED CT Reference Sets](#) that identifies the [SNOMED CT concept](#) in the metadata hierarchy which represents the MapCategory for the associated map member.

Note: The categories vary for different target code systems, each set of categories is represented by a subtype of [609331003 |Map category value|](#). For example in the case of [ICD-10](#) the individual category values are [subtypes](#) of: [447634004 |ICD-10 Map category value|](#).

mapPriority (field)

Field in a [5.2.3.3 Complex and Extended Map from SNOMED CT Reference Sets](#) that specifies the [order](#) in which complex map records should be checked. Only the first map record meeting the run - time selection criteria will be taken as the [target code](#) within each [mapGroup](#).

mapRule (field)

Field in a [5.2.3.3 Complex and Extended Map from SNOMED CT Reference Sets](#) containing a machine-readable rule, (evaluating to either 'true' or 'false' at run-time) that indicates whether this map record should be selected within its [mapGroup](#).

mapTarget (field)

Field in a [5.2.3.1 Simple Map from SNOMED CT Reference Set](#) or a [5.2.3.3 Complex and Extended Map from SNOMED CT Reference Sets](#) that contains the [target code\(s\)](#) to which the [SNOMED CT concept](#) represented the [referencedComponentId](#) is mapped in the [target scheme](#).

modifierId (field)

A field in the [relationship file](#) that indicates the [description logic](#) modifier that applies to that defining [Relationship](#) (e.g. "some" or "all").

Usage: Field name in SNOMED CT Release Format 2.

moduleId (field)

A field in each component [release file](#) which represents the development module within which it was created and is maintained.

Note: Field name in SNOMED CT Release Format 2, which is specified in [see [3.1.6 Module Identification](#)].

O

- [order \(field\)](#)
- [OWL Expression Reference Set file](#)
- [OWL ontology reference set file](#)

order (field)

Order ... to be defined.

Note: Field name in SNOMED CT Release Format 2

OWL Expression Reference Set file

A release file that follows the [OWL Expression Reference Set](#) pattern and contains expressions that represent general statements about the [SNOMED CT](#) ontology and [axioms](#) that define [SNOMED CT concepts](#).

Notes

- The OWL expression reference set contains two [reference sets](#), the [OWL ontology reference set](#) and the [OWL axiom reference set](#).

Related Links

- [OWL ontology reference set](#)
- [OWL axiom reference set](#)
- [Release File Specification](#)
 - [5.2.1.9 OWL Expression Reference Set](#)

OWL ontology reference set file

A release file that follows the [OWL Expression Reference Set](#) pattern and contains general ontology information related to a [SNOMED CT edition](#).

Q

- [query \(field\)](#)

query (field)

A field in a [5.2.1.7 Query Specification Reference Set](#) that contains a text string representing criteria for selection of [SNOMED CT components](#) to be included in [5.2.1.1 Simple Reference Set](#)

Note: A standard syntax for use in these queries is currently under development and is due for publication in late 2014.

R

- [referencedComponentId \(field\)](#)
- [Reference Set file](#)
- [refsetId \(field\)](#)
- [Relationship file](#)
- [relationshipGroup \(field\)](#)

referencedComponentId (field)

A field in a [Reference Set](#) containing an [Identifier](#) which refers to the [component](#) to which a row in the [Reference Set](#) applies.

Note: This field is present in all types of [Reference Set](#) and, unless otherwise specified, the field data type is [SCTID](#) .

Related Links

- [5.2 Reference Set Types](#)
- [Simple Reference Set](#)
- [The basic reference set member file format](#)

Reference Set file

The file structure used to distribute [SNOMED CT Reference sets](#) .

Related Links

- [3.2.1. Reference Sets](#)
- [5.2 Reference Set Types](#)

refsetId (field)

A field in a [Reference Set](#) which uniquely [Identifier](#) which refers to the component to which a row in the [Reference Set](#) applies.

Note: This field is present in all types of [Reference Sets](#) and its data type is [SCTID](#). It links together all the members of a [Reference Set](#) and refers to a concept that names the [Reference Set](#) .

Related Links

- [5.1.1 Basic Reference Set Member File Format](#)
- [5.2 Reference Set Types](#)
- [Simple Reference Set](#)

Relationship file

The file structure used to distribute [SNOMED CT relationships](#).

Related Links

- [4.2.3 Relationship File Specification](#)
- [Concept Enumerations for Relationship typeId](#)

relationshipGroup (field)

Field in the [Relationship File](#) is used to group [Relationships](#) together for a [concept](#). For example, where a particular type of prosthesis is inserted a joint, the [Defining characteristics](#) describing the prosthesis type would be in one group whereas those describing the location or laterality of the joint would be in another group.

S

- [SCTID \(data type\)](#)
- [sourceEffectiveTime \(field\)](#)
- [sourceId \(field\)](#)
- [Stated Relationship file](#)
- [String \(data type\)](#)
- [substrate \(field\)](#)

SCTID (data type)

A unique integer identifier applied to each [SNOMED CT component](#) ([Concept](#), [Description](#), [Relationship](#)).

Note: The value of an SCTID is structured to include an item identifier, a check-digit and a partition identifier. Depending in the value of the partition identifier it may also include a namespace identifier.

Related Links

- [3.1.2 Release File Data Types](#)
- [6 SNOMED CT Identifiers](#)

sourceEffectiveTime (field)

A field in the Module Dependency [Reference Set](#) which specifies the [effectiveTime](#) of the version of the source module with depends on the specified version of the target module. The [effectiveTime](#) must match exactly.

Note: Field name in SNOMED CT Release Format 2

Related Links

- [4.2.4 Module Dependency Reference Set](#)
- [5.2.4.2 Module Dependency Reference Set](#)

sourceId (field)


A field in the [Relationship Release File](#) containing a [SNOMED CT identifier](#) that refers to the [concept](#) that represents the source of the associated [Relationship](#). The *sourceId* refers to the [concept](#) that is defined by the [Relationship](#) .

Note: Field name in [SNOMED CT Release Format 2](#). In RF1 this field was called *ConceptId1*

Related Links

- [Relationship](#)

Stated Relationship file

 The stated relationships file is no longer maintained and distributed. From July 2019 it was replaced by the [OWL Expression Reference Set File](#).

A previously used distribution file that contained the [stated form](#) represented by [SNOMED CT relationships](#).

Notes:

1. The [stated form](#) of a [Concept](#) is the [Description Logic](#) definition that is directly edited by authors or editors. It consists of the stated 116680003 |is a| [relationships](#) plus the defining [relationships](#) that exist prior to running a [classifier](#) on the logic definitions.
2. Prior to July 2019 the [stated form](#) of a [Concept](#) was represented by a collection of [relationships](#): one or more 116680003 |is a| [relationships](#) and zero or more defining [relationships](#).
3. The [Stated Relationships File](#) was in the same table format as the [Relationships File](#), but the value of the [characteristicTypeld](#) field is 900000000000010007 |[Stated relationship \(core metadata concept\)](#)|.

String (data type)

A datatype representing a sequence of characters.

Note: In [SNOMED CT release file](#) specifications strings are represented using *UnicodeUTF-8* encoding.

Related Links

- [3.1.2 Release File Data Types](#)
- [Appendix C. Unicode UTF-8 encoding](#)

substrate (field)

T

- [targetComponentId](#) (field)
- [targetEffectiveTime](#) (field)
- [term](#) (field)
- [Time](#) (data type)
- [Transitive closure file](#)
- [typeld](#) (field)

targetComponentId (field)

An Association [Reference Set](#) field containing a [SNOMED CT identifier](#) which specifies the target of the association from the source component (e.g. a [concept](#) or [Description](#)) referred to by the [referencedComponentId](#) .

Note: Field name in SNOMED CT Release Format 2.

Related Links

- [5.2.1.4 Association Reference Set](#)

targetEffectiveTime (field)

A field in the Module Dependency [Reference Set](#) which specifies the [effectiveTime](#) of the version of the target module on which the specified version of the source module depends. The [effectiveTime](#) must match exactly.

Note: Field name in SNOMED CT Release Format 2

Related Links

- [4.2.4 Module Dependency Reference Set](#)
- [5.2.4.2 Module Dependency Reference Set](#)

term (field)

A text [string](#) that represents the [concept](#) referenced by the [conceptId](#) field in the [Description file](#) .

Note:

By default the [term](#) is a [UTF-8](#) string of up to 255 characters. However, description types can be specified which are longer in length and/or contain format markup (e.g. HTML).

Field name in the [Description file](#) .

Time (data type)

A datatype representing a date or time.

Note: In [SNOMED CT release file](#) specifications date and times are represented as strings using the ISO 8601 basic format.

- The date format used is YYYYMMDD.
- Where time is included the format is YYYYMMDDThhmmssZ. The time is separated from the date by the letter "T" and followed by the letter "Z" indicating that the timezone is UTC.

Examples:

July 31st 2012: **20120731** .

13:15 UTC on August 2nd 2012: **20120802T131500Z**

Related Links

- http://en.wikipedia.org/wiki/ISO_8601
- [3.1.2 Release File Data Types](#)

Transitive closure file

A file containing the [transitive closure](#) of the [SNOMED CT subtype hierarchy](#).

The transitive closure file is not currently distributed but can be generated from the snapshot relationship file using a script file. The script file is available for download at <http://snomed.org/transclose> or via GitHub as part of one of the database loaders ([mysql-loader-with-optimized-views](#)).

Related Links

- See [4.2.5 Transitive Closure Files](#) for further details.

typeld (field)

A field in the [Description](#) and [Relationship Release Files](#) which contains a [SNOMED CT identifier](#) that represents the type of [Description](#) or [Relationship](#) represented.

- [Description](#). **typeld** represents the type of [Description](#). [Description](#) types include [subtypes](#) of [900000000000446008 |Description type \(core metadata concept\)|](#). These include [90000000000013009 |Synonym \(core metadata concept\)|](#) and [90000000000003001 |Fully specified name \(core metadata concept\)|](#). There is no *typeld* value for " [Preferred term](#) " as the [preferred term](#) is the [synonym](#) marked as "Preferred" in the appropriate [see [4.2.1 Language Reference Sets](#)].
- [Relationship](#). **typeld** represents the type of [Relationship](#) between the [concept](#) identified by [sourceId](#) and the [concept](#) identified by [destinationId](#). [Relationship](#) types are [116680003 |Is a \(attribute\)|](#) and [subtypes](#) of [410662002 |Concept model attribute \(attribute\)|](#) .

Note: Field name in the [Description file](#) and in the [Relationship file](#) .

Related Links

- [Concept Enumerations for Description typeld](#)
- [Concept Enumerations for Relationship typeld](#)
- [Concept model attribute](#)
- [Description](#)
- [Relationship](#)

U

- [Unicode](#)
- [UTF-16](#)
- [UTF-8](#)
- [UUID \(data type\)](#)

Unicode

A standard character set, which represents most of the characters used in the world using a 16-bit encoding.

Note: The Unicode character set can be encoded using either UTF-16 or UTF-8. UTF-16 uses two bytes for every character. UTF-8 is able to store the most commonly used characters in western alphabets using a single byte, but it requires two bytes to encode accented characters and three bytes to encode symbols used in many non-European scripts.

UTF-16

A standard method of directly encoding [Unicode](#) using two bytes for every character.

Note: SNOMED CT release files do not use UTF-16. However, the UTF-8 representation used in release files can be converted to UTF-16.

Related Links

- [3.1.2 Release File Data Types](#)
- [Appendix C. Unicode UTF-8 encoding](#)

UTF-8

A standard method of encoding [Unicode](#) characters in a way optimized for the ASCII character set. *UTF-8* is described in [see [Appendix C. Unicode UTF-8 encoding](#)].

Note: This encoding is used for release file fields of data type "String".

Related Links

- [3.1.2 Release File Data Types](#)
- [Appendix C. Unicode UTF-8 encoding](#)

UUID (data type)

A datatype representing a Universally Unique Identifier encoded as a 128-bit integer.

Note: In [SNOMED CT release files](#) *UUIDs* are represented as a string following the standard [canonical form](#). In this string form a *UUID* is represented by 32 hexadecimal digits, displayed in five groups separated by hyphens, in the form 8-4-4-4-12 for a total of 36 characters (32 digits and four hyphens).

Example: ac527bed-9c70-4aad-8fc9-015828b148d9

Related Links

- http://en.wikipedia.org/wiki/Universally_unique_identifier

V

- [valueId \(field\)](#)
- [value \(field\)](#)

valueId (field)

ValueId ... to be defined.

Note: Field name in SNOMED CT Release Format 2

value (field)

Value identifies the [concrete value](#) that is related to the [relationship](#) version.

This could be an Integer, Decimal or String. Numbers are prefixed with a # (hash) symbol. Strings are surrounded with " (double quote) with double quotes inside the string escaped using \ (backslash).

Note that the values that can be applied to particular attributes are formally defined by the [SNOMED CT Machine Readable Concept Model](#).

Note: Field name in SNOMED CT Release Format 2

W

- [Word equivalents table](#)
- [WordBlockNumber \(field\)](#)
- [WordKey table](#)
- [WordRole \(field\)](#)
- [WordText \(field\)](#)
- [WordType \(field\)](#)

Word equivalents table

A data table in which each row represents a [Word Equivalent](#). See [see [6.1.3 Word Equivalents](#)].

Note: File or Table name in SNOMED CT toolkit

WordBlockNumber (field)

A field in the [Word Equivalents Table](#) , which links together several rows which have an identical or similar meaning.

Note: Field name in SNOMED CT toolkit

WordKey table

A data table relating each word used in [SNOMED CT](#) (other than [Excluded Words](#)) to the [Descriptions](#). See [see [6.1.5.2 Word Search Tables - Summary](#)].

Note: File or Table name in SNOMED CT toolkit

WordRole (field)

A field in the [Word Equivalents Table](#), which specifies the usual usage of this word, abbreviation or phrase, or the usage in which it has a similar meaning to the text in one or more other rows of the table that share a common [WordBlockNumber](#).

Note: Field name in SNOMED CT toolkit

WordText (field)

A field in the [Word Equivalents Table](#), which contains a word, phrase, acronym or abbreviation that is considered to be similar in meaning to the text in one or more other rows of the table that share a common [WordBlockNumber](#).

Note: Field name in SNOMED CT toolkit

WordType (field)

A field in the [Word Equivalents Table](#), which specifies whether this row contains a word, phrase, acronym or abbreviation.

Note: Field name in SNOMED CT toolkit

Appendix C. Unicode UTF-8 encoding

UTF-8 is an efficient encoding of Unicode character - String that recognizes the fact that the majority of text-based communications are in ASCII. It therefore optimizes the encoding of these characters.

Unicode is preferred to ASCII because it permits the inclusion of accents, scientific symbols and characters used in languages other than English. The UTF-8 format is a standard encoding that provides the most efficient means of encoding 16-bit Unicode characters in cases where the majority of characters are in the ASCII range. Both UTF-8 and the alternative UTF-16 encoding are supported by all widely used operating systems and major applications. UTF-8 was adopted is an IETF Internet Standard (it was initially adopted by IETF in 1996 to restrict some code values in 1998 and 2003). In 2008 UTF-8 became the most widely used for of encoding in web pages.

SNOMED CT uses the UTF-8 representation¹ of characters in terms and other text fields.

¹ Note that SNOMED CT does not use, or require use of, the Byte Order Mark (BOM) specified by the Unicode standard because all SNOMED CT release files use UTF-8.

Summary of Unicode Encoding Rules

Character encoding

- ASCII characters (in the range 0-127) are encoded as a single byte.
- Greek, Hebrew, Arabic and most accented European characters are encoded as two bytes;
- Other characters are encoded as three bytes;
- The individual characters are encoded according to the following rules.

Single byte encoding

Characters in the range 'u+0000' to 'u+007f' are encoded as a single byte.

Table 1: UTF-8 Single Byte Encoding

byte 0	
0	bits 0-6

Two byte encoding

Characters in the range 'u+0080' to 'u+07ff' are encoded as two bytes.

Table 2: Two byte encoding

byte 0				byte 1		
1	1	0	bits 6-10	1	0	bits 0-5

Three byte encoding

Characters in the range 'u+0800' to 'u+ffff' are encoded as three bytes:

Table 3: UTF-8 Three Byte Encoding

byte 0					byte 1			byte 2		
1	1	1	0	bits 12-15	1	0	bits 6-11	1	0	bits 0-5

Notes on encoding rules

The first bits of each byte indicate the role of the byte. A zero bit terminates this role information. Thus possible byte values are:

Table 4: UTF-8 Encoding Rules

Bits	Byte value	Role
0???????	000-127	Single byte encoding of a character
10???????	128-191	Continuation of a multi-byte encoding
110??????	192-223	First byte of a two byte character encoding
1110?????	224-239	First byte of a three byte character encoding
1111????	240-255	Invalid

Example encoding

Table 5: UTF-8 Encoding Example


Character	S	C	T	®		③		
Unicode	0053	0043	0054	00AE		2462		
Bytes	01010011	01000011	01010100	11000010	10101110	11101111	10111111	10111111

Appendix D: Concept Definition Illustrations

A [concept definition](#) is a set of one or more [axioms](#) that partially or sufficiently specify the meaning of a [SNOMED CT concept](#).

This appendix illustrates some of the features of concept definitions outlined in section [2.3 Concept Definitions](#).

- [D.1 Stated and Inferred Definitions - Examples](#)
- [D.2 Necessary and Sufficient - Examples](#)

 The information in this section is particularly relevant to those wishing to understand the changes being made to enhance the representation of stated concept definitions between July 2018 and 2019. The transitional period for these changes begins with the July 31 release of the [SNOMED CT International Edition](#) and is scheduled to be completed during 2019.

D.1 Stated and Inferred Definitions - Examples

The appendix contains an extended version of [2.3.1 Stated and Inferred Concept Definitions](#) supported by more detailed examples.

Stated View of Concept Definitions

[SNOMED CT concepts](#) are defined by assertions made by [SNOMED CT authors](#). The [concept definitions](#) asserted by [SNOMED CT authors](#) are known as the [stated view](#).

The [stated view](#) is a representation of [concept definitions](#) consisting only of assertions made or revised by [SNOMED CT authors](#).

Notes

- In contrast to the [inferred view](#), the [stated view](#) does not include inferences generated by applying a [description logic classifier](#).
- The [stated view](#) is represented by [axioms](#), that conform to the [OWL functional syntax](#). These [axioms](#) are distributed in the [OWL axiom reference set file](#)

Description Logic Classification

A [description logic classifier](#) can apply logical rules to the [stated view](#) to create inferences. The end result of this process is an [inferred view](#) of [concept definitions](#).

Inferred Views of Concept Definitions

The [inferred view](#) is a representation of [concept definitions](#) that is logically derived by applying a [description logic classifier](#) to the [stated view](#).

Notes

- Different *inferred views* can be derived from the same *stated view* by applying different rules that selectively exclude some types of assertions.
- Different *inferred views* may be *semantically equivalent* to one another provided that assertions are only excluded if they are redundant (i.e. can be *inferred* from assertions that are included). However, in some cases, an *inferred view* may not completely represent the *concept definition* but may serve a specific purpose.

Illustration of the Effect of Classification

Table D.1-1 shows the *stated view* of the definitions of 710785000 |Laparoscopic repair of hernia|. Compare this with the *inferred view* of the same concept in Table D.1-2 and you can see that the single *supertype* concept 71388002 |Procedure| been replaced by four *supertype* concepts in the *inferred view*.

The *classifier* has compared the definition of 710785000 |Laparoscopic repair of hernia| with the concept definitions shown in Table D.1-3 and determined that 710785000 |Laparoscopic repair of hernia| is a subtype of all these concepts.

In fact, the classifier will also have found several other supertypes but the *inferred view* distributed in the *relationship file* only includes proximal supertypes (parents). Other supertype ancestors are excluded from the file because they are redundant [1](#).

Table D.1-1: Stated view of the definition of |Laparoscopic repair of hernia|

Concept	Stated View of Concept Definition
710785000 Laparoscopic repair of hernia	<pre> === 71388002 Procedure : { 363700003 Direct morphology = 414402003 Hernial opening (morphologic abnormality) , 425391005 Using access device = 86174004 Laparoscope, device , 260686004 Method = 257903006 Repair - action } </pre>

Table D.1-2: Inferred view of the definition of the concept |Laparoscopic repair of hernia|

Concept	Inferred View of Concept Definition
---------	-------------------------------------

<p>710785000 Laparoscopic repair of hernia </p>	<pre> === 363321000 Surgical repair procedure by device + 50465008 Hernia repair + 51316009 Laparoscopic procedure + 264274002 Endoscopic operation : { 363700003 Direct morphology = 414402003 Hernial opening (morphologic abnormality) , 425391005 Using access device = 86174004 Laparoscope, device , 260686004 Method = 257903006 Repair - action } </pre>
--	---

Table D.1-3: Stated views of the four supertype concepts in the inferred |Laparoscopic repair of hernia|

Concept	Stated View of Concept Definition
<p>363321000 Surgical repair procedure by device </p>	<pre> === 4365001 Surgical repair : { 405815000 Procedure device = 49062001 Device , 260686004 Method = 257903006 Repair - action } </pre>
<p>50465008 Hernia repair </p>	<pre> === 4365001 Surgical repair : { 363700003 Direct morphology = 414402003 Hernial opening (morphologic abnormality) , 260686004 Method = 257903006 Repair - action } </pre>
<p>4365001 Surgical repair A supertype in the two definitions above</p>	<pre> === 128927009 Procedure by method : 260686004 Method = 257903006 Repair - action </pre>
<p>51316009 Laparoscopic procedure </p>	<pre> === 363687006 Endoscopic procedure : 425391005 Using access device = 86174004 Laparoscope, device </pre>

363687006 Endoscopic procedure A supertype in the definition above	<pre>=== 71388002 Procedure : { 425391005 Using access device = 37270008 Endoscope, device , 260686004 Method = 129284003 Surgical action }</pre>
264274002 Endoscopic operation	<pre>=== 71388002 Procedure : { 425391005 Using access device = 37270008 Endoscope, device , 260686004 Method = 129284003 Surgical action }</pre>

[1](#) Supertype ancestor relationships are not included in the inferred view distributed in the [relationship file](#) because they do not contribute directly to the concept definition and can be reached transitively.

D.2 Necessary and Sufficient - Examples

The appendix contains an extended version of [2.3.2 Necessary Conditions and Sufficient Definitions](#) supported by more detailed examples.

Assertions

The [stated view](#) of [concept definition](#) consists of one or more assertions made by [SNOMED CT authors](#).

Necessary Conditions

Each time an assertion is made about a concept, an [author](#) must decide if that assertion is a [necessary condition](#). If the assertion is always true for that concept and its [subtypes](#), it is a [necessary condition](#).

- This implies that for all instances of that concept or its subtypes, the assertion must be true, even if it has not been explicitly stated.

A [necessary condition](#) is defined as a characteristic that is always true of a [concept](#).

Example

- If you have a [71620000 |fracture of femur|](#), the morphological abnormality [72704001 |fracture|](#) must be present. Therefore, [116676008 |morphology| = 72704001 |fracture|](#) is a *necessary condition* of [71620000 |fracture of femur|](#).

Sufficient Definitions

For each [concept](#) an [author](#) must decide if there are one or more sets of assertions that form a [sufficient definition](#) of that concept. A set of assertions is a [sufficient definition](#) if it distinguishes a [concept](#) and its subtypes from other concepts.

- This implies that if all assertions in the set are true for a concept, it must be an instance of the defined concept or a subtype of that concept.

A [sufficient definition](#) is a set of characteristics which distinguish a [concept](#) and its [subtypes](#) from all other [concepts](#).

Notes

- Any concept that matches the *sufficient definition* is equivalent to or a [subtype](#) of the defined concept.
- A [concept](#) may have more than one *sufficient definition*. In that case any concept that matches at least one of these *sufficient definitions* is equivalent to or a [subtype](#) of the defined concept.

Examples

- The following set of assertions is a sufficient definition for 74400008 |[appendicitis \(disorder\)](#)| because any [concept](#) for which this set of assertions is true must either be the disorder *appendicitis* or a subtype of *appendicitis*.

```
18526009 |disorder of appendix| +
302168000 |inflammation of large intestine| :
116676008 |associated morphology| = 23583003 |inflammation| ,
363698007 |finding site| = 66754008 |appendix structure|
```

- Both the following sets of assertions are sufficient definitions for the concept 8801005 |[Secondary diabetes mellitus \(disorder\)](#)|:

```
73211009 |Diabetes mellitus| : 246075003 |Causative agent| = 105590001 |Substance|
```

```
73211009 |Diabetes mellitus| : 42752001 |Due to| = 64572001 |Disease|
```

- While each of the assertions 246075003 |[Causative agent](#)| = 105590001 |[Substance](#)| and 42752001 |[Due to](#)| = 64572001 |[Disease](#)| form part of a [sufficient definition](#), neither of these assertions are [necessary conditions](#) because *only one* of them needs to be true. This illustrates that an assertion that is part of a [sufficient definition](#) need not be a [necessary condition](#).

Concepts with no Sufficient Definitions

A [concept](#) that has no [sufficient definitions](#) is a [primitive concept](#).

Because [primitive concepts](#) have no [sufficient definitions](#) it is not possible for a [description logic classifier](#) to determine if other concepts are [subtypes](#) of this concept. Similarly, it is not possible to automatically determine whether an expression is a subtype of a primitive concept. Therefore, only concepts or expressions that explicitly state they are subtypes of primitive concepts will be treated as subtypes when applying expression constraints or undertaking analysis.

However, note that this does not prevent a [primitive concept](#) being classified as a subtype of a [sufficiently defined concept](#).

Concepts with a Sufficient Definition

A [concept](#) that has at least one [sufficient definition](#) is a [sufficiently defined concept](#).

A [description logic classifier](#) can determine whether the stated definitions of other concepts meet at least one of the [sufficient definitions](#) and if so will classify these concepts as its [subtypes](#). Similarly, it is possible to determine whether an expression is equivalent to or a subtype of a [sufficiently defined concept](#). Therefore, where expression constraints or queries refer to [sufficiently defined concepts](#) the results will include the inferred subtypes of these concepts.

Sufficiently Defined Concepts with Necessary Conditions

If a [sufficiently defined concept](#) has one or more additional [necessary conditions](#) then any concept or expression that satisfies one of its [sufficient definitions](#) will also inherit any [necessary conditions](#).

For example one sufficient definition of 397825006 |Gastric ulcer (disorder)| is an ulcer in a stomach structure:

```
=== 64572001 |disease| :{ 116676008 |associated morphology| = 56208002 |ulcer| ,
  363698007 |finding site| = 69695003 |stomach structure| }
```

However, another definition could be created with a more specific site gastric mucosa:

```
=== 64572001 |disease| :{ 116676008 |associated morphology| = 56208002 |ulcer| ,
  363698007 |finding site| = 78653002 |gastric mucosa| }
```

In both cases these definition are equivalent to 397825006 |Gastric ulcer (disorder)|. The more general definition is flexible when it comes to allowing refinement to a specific location of the ulcer within the stomach, which is actually useful information. It also avoids requiring an expression to refer specifically to the mucosa (stomach lining), which is where all gastric ulcers occur.

For example, an expression including the specific location could look like this

```
=== 64572001 |disease| :{ 116676008 |associated morphology| = 56208002 |ulcer| ,
  363698007 |finding site| = 127869006 |Anterior wall of fundus of stomach| }
```

This satisfies the sufficient definition because the finding site is a subtype of stomach structure. This will therefore classify as a type of 397825006 |Gastric ulcer (disorder)| located in the anterior wall of the gastric fundus. The problem is that a query for disorders of the gastric mucosa will not find this expression. << 64572001 |disease| : 363698007 |finding site| = 78653002 |gastric mucosa| However, adding the definition that refers to the gastric mucosa as an additional [necessary condition](#) can solve this problem. The expression satisfies the [sufficient definition](#) implying this is a type of 397825006 |Gastric ulcer (disorder)|. The fact that it is a type of gastric ulcer

causes it to inherit 363698007 |finding site| = 78653002 |gastric mucosa| so it will now be included in the query for disease in the gastric mucosa.

A Definition that is Both Necessary and Sufficient

The definition shown in Table D.2-1 provides an example of a simple case.

- The === symbol indicates that the concept definition is equivalent to the concept.
 - This means that each of the assertions in the definition is **necessarily** true for all instance of the concept 710785000 |Laparoscopic repair of hernia|.
 - It also means that this definition is **sufficient**, because if all the assertions are true, this implies this is either the concept or a subtype of the concept.

Table D.2-1: Stated view of the definition of |Laparoscopic repair of hernia|

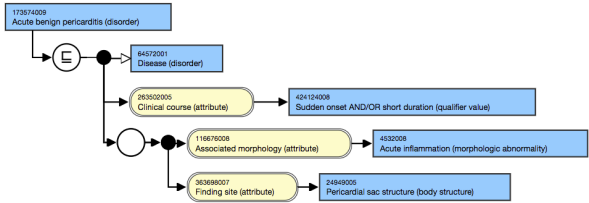
Concept	Stated View of Concept Definition
710785000 Laparoscopic repair of hernia	<p>=== 71388002 Procedure :</p> <p>{ 363700003 Direct morphology = 414402003 Hernial opening (morphologic abnormality) ,</p> <p>425391005 Using access device = 86174004 Laparoscope, device ,</p> <p>260686004 Method = 257903006 Repair - action }</p>

A Definition that is Necessary but Not Sufficient

The definition shown in Table D.2-2 provides an example of another simple case.

- The <<< symbol indicates that the concept is a subtype of the concept definition.
 - This means that each of the assertions in the definition is **necessarily** true for all instance of the concept 173574009 |Acute benign pericarditis (disorder)|.
 - However, this definition is **not sufficient**, because it is represent a more general meaning. Put another way, it does not capture one or more distinguishing features or the 173574009 |Acute benign pericarditis (disorder)|. This means that even if all the assertions are true, it may or may not be this concept or one of its subtypes.

Table D.2-2: Stated view of the definition of |Acute benign pericarditis |

Concept	Stated View of Concept Definition
173574009 Acute benign pericarditis (disorder)	<<< 64572001 Disease : 263502005 Clinical course = 424124008 Sudden onset AND/OR short duration { 116676008 Associated morphology = 4532008 Acute inflammation , 363698007 Finding site = 24949005 Pericardial sac structure }
	

A Definition that is Sufficient with Assertions that are Not Necessarily True

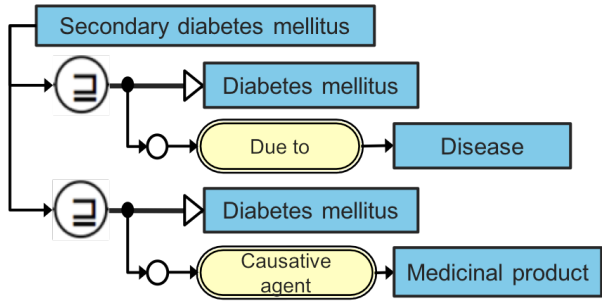
⚠ This example illustrates a type of definition that was not supported prior to the enhancement to SNOMED CT support for advanced description logic. Therefore, the definition shown is for illustration only and will not be found in current releases of SNOMED.

The definition shown in [Table D.2-3](#) provides an example of a more complex case.

- The >>> symbol indicates that the concept definition represents a subtype of the concept.
 - This means that each instance of the definition is **sufficient to represent a** subtype of the concept 8801005 |Secondary diabetes mellitus (disorder)|.
 - The definition does not represent a necessary condition, i.e. the definition is not necessarily true for all instances of the concept 8801005 |Secondary diabetes mellitus (disorder)|. Or, said in other words, not all cases of 8801005 |Secondary diabetes mellitus (disorder)| are caused by a medicinal product or a disease.

Table D.2-3: Possible stated view of the definition of |Secondary diabetes mellitus |

Concept	Stated View of Concept Definition
---------	-----------------------------------

<p>8801005 Secondary diabetes mellitus (disorder) </p>	<p>>>> 73211009 Diabetes mellitus : 246075003 Causative agent = 763158003 Medicinal product OR >>> 73211009 Diabetes mellitus : 42752001 Due to = 64572001 Disease </p>
	

Sufficiently Defined

1. A **sufficiently defined concept** is a **concept** with one or more **sufficient definitions**.

Notes

- A **SNOMED CT concept** is expressed in a human-readable form by its **fully specified name (FSN)**.
- A **sufficiently defined concept** has at least one **sufficient definition** that distinguishes it from any **concepts** or **expressions** that are neither equivalent to, nor subtypes of, the defined concept.

Examples

- The **concept** 74400008 |appendicitis (disorder)| is **sufficiently defined** by the following definition because any **concept** for which these defining relationships are true, is either the disorder *appendicitis* or a subtype of *appendicitis*.

```

74400008 |appendicitis (disorder)|
=== 18526009 |disorder of appendix| :
    116676008 |associated morphology| = 23583003 |inflammation| ,
    363698007 |finding site| = 66754008 |appendix structure|
    
```

- If a concept has a **sufficient definition**, it is possible to infer whether another concept or a **postcoordinated expression** is a **subtype** of, or equivalent to, that **concept**.

2. Primitive

A **primitive concept** is a **concept** without a **sufficient definition** in the **necessary normal form** distributed in the **relationship**.

Notes

- The meaning of a **SNOMED CT concept** is expressed in a human-readable form by its **fully specified name**. Each **concept** also has a formal **concept definition** that provides a computer-processable representation of the meaning of the concept.
- A *primitive concept* has a **concept definition** that is not sufficient to computably distinguish it from other **concepts**.

Example

- The concept 5596004 |atypical appendicitis (disorder)| is *primitive* because the following definition is not sufficient to distinguish *atypical appendicitis* from any other type of *appendicitis*:

```
5596004 |atypical appendicitis (disorder)|
<<< 116680003 |is a| = 74400008 |appendicitis|
    116676008 |associated morphology| = 23583003 |inflammation|
    363698007 |finding site| = 66754008 |appendix structure|
```

Necessary Conditions

All SNOMED CT defining relationships currently released are necessarily (always) true for the concept defined. Relationships that are necessarily true are also known as necessary conditions.

A **necessary condition** is defined as a characteristic that is always true of a **concept**.

Example

- If you have a 71620000 |fracture of femur|, the morphological abnormality 72704001 |fracture| must be present. Therefore, 116676008 |morphology| = 72704001 |fracture| is a *necessary condition* of 71620000 |fracture of femur|.

Sufficient Sets of Conditions

In practice there can be several sufficient definitions for a concept. That is to say several different ways in which a concept could be sufficiently defined by different sets of **defining relationships**. For example:

Gastric ulcer is defined as follows:

```
397825006 |gastric ulcer|
=== 116680003 |is a| = 64572001 |disease|
    { 116676008 |associated morphology| = 56208002 |ulcer| ,
      363698007 |finding site| = 69695003 |stomach structure| }
```

This is a *sufficient* definition because any 56208002 |ulcer| in a 69695003 |stomach structure| is by definition a 397825006 |gastric ulcer|. Based on this definition:

Any **postcoordinated expression** that specified a disease involving an 56208002 |ulcer| with 363698007 |finding site| 69695003 |stomach structure| would be equivalent to or a **subtype** of 397825006 |gastric ulcer|.

However, a [query](#) for all disorders involving [78653002 |gastric mucosa|](#) would incorrectly exclude [397825006 |gastric ulcer|](#) as the site is specified as [78653002 |gastric mucosa|](#) which is more specific than [69695003 |stomach structure|](#). In reality there is another sufficient set defining relationships

```
397825006 |gastric ulcer|
=== 116680003 |is a| = 64572001 |disease|
    { 116676008 |associated morphology| = 56208002 |ulcer| ,
      363698007 |finding site| = 78653002 |gastric mucosa| }
```

but this is not currently represented in SNOMED CT. The reason for this is that currently the profile of description logic used by SNOMED CT does not support representation of multiple sufficient sets.

When multiple sufficient sets are supported, satisfying a single sufficient set enables an inference to be made that all necessary conditions must also be true. For example

- The definition [363698007 |finding site|= 78653002 |gastric mucosa|](#) is a *necessary* condition for [397825006 |gastric ulcer|](#):
 - This is true because all gastric ulcers necessarily involve the [78653002 |gastric mucosa|](#)
- The definition [116676008 |morphology|= 56208002 |ulcer|](#) and [363698007 |finding site|= 69695003 |stomach structure|](#) is a *sufficient* definition for [397825006 |gastric ulcer|](#):
 - This is true because any ulcer in a stomach structure is a [397825006 |gastric ulcer|](#)
- Therefore, an assertion that a person has an [56208002 |ulcer|](#) with [363698007 |finding site|= 69695003 |stomach|](#) is *sufficient* to imply that they have a [397825006 |gastric ulcer|](#):
 - Since a gastric ulcer *necessarily* involves the [78653002 |gastric mucosa|](#) it should be possible to deduce that a person with an "ulcer" with finding site [69695003 |stomach|](#) has a disorder of with a site [78653002 |gastric mucosa|](#)

However, as the current profile does not enable recognition of multiple sufficient sets, the general rule is to represent the most general sufficient set as this gives the greatest coverage for subsumption testing. This approach is taken because including more defining relationships, without distinguishing them from the sufficient set means some logically equivalent expressions will not compute as equivalent to or subsumed by the defined concept. This occurs in any cases where the expression does not include one of the attributes in the definition - even if it was not part of the logically sufficient set.

Appendix E: Concept Enumerations

SNOMED CT *core components* have some fields that have values represented by *concepts* in specific parts of the SNOMED CT hierarchy. These are referred to as *concept* enumerations.

The range of permitted values for each of the *concept* enumerations is the set of *subtypes* of a specified *concept* which is itself a *subtype* of 900000000000442005 |Core metadata concept (core metadata concept)|. The current set of *concept* enumeration types is shown in Table Appendix E:-1. The values of each of these and the ways they should be used in implemented systems are described in the following subsections.

**Table Appendix E:-1: Core metadata concept (core metadata concept)
(900000000000442005)**

Concept	Comment
900000000000443000 Module (core metadata concept)	Each <i>subtype</i> of this <i>concept</i> represents a development module. These <i>concepts</i> provide values to the <i>moduleId</i> field that is present in all <i>component</i> release files. The value indicates the <i>module</i> within which a <i>component</i> was created and is being maintained.
900000000000444006 Definition status (core metadata concept)	Each <i>subtype</i> of this <i>concept</i> represents a value that can be applied to the <i>concept.definitionStatusId</i> field. This is used to indicate whether the current set of defining <i>relationships</i> applied to a <i>concept</i> are sufficient to define it relative to its supertypes.
900000000000446008 Description type (core metadata concept)	Each <i>subtype</i> of this <i>concept</i> represents a value that can be applied to the <i>description.typeId</i> field. This is used to indicate whether the <i>description</i> represents a <i>fully specified name</i> , a <i>synonym</i> , a text definition or some other symbolic or textual representation of the associated <i>concept</i> .
900000000000447004 Case significance (core metadata concept)	Each <i>subtype</i> of this <i>concept</i> represents a value that can be applied to the <i>description.caseSignificanceId</i> field. This is used to indicate whether the text of the <i>term</i> can be modified to by switching characters from upper to lower case (or vice-versa).
900000000000449001 Characteristic type (core metadata concept)	Each <i>subtype</i> of this <i>concept</i> represents a value that can be applied to the <i>relationship.characteristicTypeId</i> field. This is used to indicate whether a <i>relationship</i> forms part of the definition of the source <i>concept</i> .

900000000000450001 Modifier (core metadata concept)	Each <i>subtype</i> of this <i>concept</i> represents a value that can be applied to the relationship. <code>modifierId</code> field. This is used to indicate the type of description logic (DL) restriction (some, all, etc.) that applies to the <i>relationship</i> .
900000000000453004 Identifier scheme (core metadata concept)	Each <i>subtype</i> of this <i>concept</i> represents a value that can be applied to the identifier. <code>identifierSchemeId</code> field. This is used to indicate the scheme to which the identifier value belongs.

Note: Many of the concept enumerations include values that significantly impact the meaning or use of a *component*. Therefore, implementers may find it necessary to partially hard-code the way their systems process particular values. In these cases, the *concept* referenced by the value is only of value when there is a requirement to display a human readable rendering of the value. The main exceptions to this are 900000000000443000 | Module (core metadata concept)| and 900000000000453004 | Identifier scheme (core metadata concept)| both of which represent extensible sets of values as new modules or alternative *identifier* schemes may be added in local [Extensions](#) .

E.1 Concept Enumerations for moduleId

This concept enumeration applies to the `moduleId` field which is present in all released [SNOMED CT components](#) ([RF2](#)). The value applied to a particular [component](#) indicates the development module within which that [component](#) was created and is being maintained.

Each of the values in [Exhibit E.1-1](#) represents a [SNOMED CT module](#). The range of permitted values is extensible by addition of branches to the hierarchy shown in modules managed by other organizations (i.e. in an extensions namespace) and to add specific module identifiers within each branch.


 Some concepts in the `moduleId` hierarchy are groupers, created only for the purpose of organizing the hierarchy. These grouper concepts should not be used as a `moduleId`. For example, the concept 900000000000445007 | International Health Terminology Standards Development Organisation maintained module| must not itself be used as a `moduleId`.

Exhibit E.1-1: Hierarchy of SNOMED CT moduleId values

```

900000000000955018 |Module|
  466707005 |SNOMED CT Medical Devices module|
  900000000000445007 |IHTSDO maintained module|
    449079008 |SNOMED CT to ICD-9CM equivalency mapping module|
    449080006 |SNOMED CT to ICD-10 rule-based mapping module|
    449081005 |SNOMED CT Spanish edition module|
    705115006 |Technology Preview module|
    715151008 |International Classification for Nursing Practice and SNOMED CT equivalency mapping
module|
      715152001 |International Health Terminology Standards Development Organisation general and
family practitioner module|
      71515008 |LOINC - SNOMED CT Cooperation Project module|

```

718291003	International Health Terminology Standards Development Organisation dentistry module
722133002	International Health Terminology Standards Development Organisation starter set module
733981006	International Health Terminology Standards Development Organisation - nursing module
735233007	EDQM simple map reference set module
741814003	SNOMED CT to UCUM simple map reference set module
784009001	SNOMED CT to Orphanet simple map type reference set module
816211006	Medical Dictionary for Regulatory Activities simple map module
827022005	International Patient Summary module
900000000000012004	SNOMED CT model component
9000000000000207008	SNOMED CT core

E.2 Concept Enumerations for definitionStatusId

This concept enumeration represents a value that can be applied to the concept.[definitionStatusId](#) field. This is used to indicate whether the current set of [relationships](#) applied to a *concept* are sufficient to define it relative to its supertypes. [Table E.2-1](#) shows the current set of values for this concept enumeration.

Table E.2-1: Definition status (core metadata concept) (900000000000444006)

Concept	Comment
900000000000073002 Sufficiently defined by necessary conditions definition status	<p>The set of defining relationships applied to the concept are asserted to fully define the concept.</p> <p>Any concept or expression for which all these defining <i>relationships</i> are true is either equivalent to or subsumed by this concept.</p> <p>Any concept or expression for which any of these defining <i>relationships</i> is not true is neither equivalent to nor subsumed by this concept.</p>

900000000000074008 Not sufficiently defined by necessary conditions definition status	<p>The set of defining relationships applied to the concept are asserted to be incompletely define the concept. The concept is currently considered to be primitive.</p> <p>A concept or expression for which all these defining relationships are true may be equivalent to or subsumed by this concept. However, it is not possible to compute this from the definition - because the missing element in the definition may or may not apply to the other concept or expression.</p> <p>Any concept or expression for which any of these defining relationships is not true is neither equivalent to nor subsumed by this concept.</p>
--	---

E.3 Concept Enumerations for Description typeId

This concept enumeration represents a value that can be applied to the *description.typeId* field. This is used to indicate whether the [description](#) represents a [fully specified name](#), a [synonym](#) a definition or some other symbolic or textual representation of the associated [concept](#). [Table E.3-1](#) shows the current set of values for this concept enumeration.

Table E.3-1: Description type (core metadata concept) (900000000000446008)

Concept	Comment
90000000000003001 Fully specified name	The <i>description.term</i> represents the <i>fully specified name</i> of the associated <i>concept</i> in the language indicated by the <i>description.languageCode</i> .
900000000000013009 Synonym	<p>The <i>description.term</i> represents a term that is used to represent the associated <i>concept</i> in the language indicated by the <i>description.languageCode</i>.</p> <p>Note: The <i>preferred term</i> used in a given language or dialect is a <i>synonym</i>. Preference and acceptability of a particular synonyms is indicated by a language reference set.</p>
9000000000000550004 Definition	The <i>description.term</i> represents a textual definition of the associated <i>concept</i> in the language indicated by <i>description.languageCode</i> .

E.4 Concept Enumerations for caseSignificanceId

This [concept enumeration](#) represents a value that can be applied to the *description.caseSignificanceId* field. This is used to indicate whether the text of the term can be modified to by switching characters from upper to lower case (or vice-versa). [Table E.4-1](#) shows the current set of values for this [concept enumeration](#).

Table E.4-1: Case significance (core metadata concept) (900000000000447004)

Concept	Comment
900000000000017005 Entire term case sensitive (core metadata concept)	The text of the description.term must be presented in the case in which it is specified.
900000000000020002 Only initial character case insensitive (core metadata concept)	The initial character of the description.term is case insensitive and can be changed from upper to lower case (or vice-versa) if appropriate to the context in which it is used. This applies only to the first character of the term as a whole, not to the initial character of other words in the term.
900000000000448009 Entire term case insensitive (core metadata concept)	The entire description.term is case insensitive and can be can be changed from upper to lower case (or vice-versa) if appropriate to the context in which it is used.





E.5 Concept Enumerations for characteristicTypeId

This [concept enumeration](#) enumeration represents a value that can be applied to the *relationship.characteristicTypeId* field. This is used to indicate that a [relationship](#) forms part of the definition of the source [concept](#).

[Table E.5-1](#) shows the current set of values for this *concept enumeration*.

Table E.5-1: Characteristic type (core metadata concept) (900000000000449001)

Concept	Comment
90000000000006009 Defining relationship	A general value which is a <i>supertype</i> of 900000000000011006 Inferred relationship and 900000000000010007 Stated relationship . This value is not applied to any released <i>relationships</i> .


900000000000011006 Inferred relationship	<p>Indicates that this defining <i>relationship</i> was inferred by a description logic classifier from the stated view of the <i>concept definition</i>.</p> <div data-bbox="742 409 1423 600" style="border: 1px solid #f0e68c; padding: 5px;"> <p> Since 2018 the characteristicType of all released relationships has this value. This is because, <i>stated view</i> definitions are now represented by OWL axioms rather than <i>relationships</i>.</p> </div>
Obsolete values that are no longer used	
900000000000010007 Stated relationship	<p>Indicates that this defining <i>relationship</i> was stated by a terminology author.</p> <div data-bbox="742 801 1423 965" style="border: 1px solid #f0e68c; padding: 5px;"> <p> Not used since 2018 as <i>stated views</i> of <i>concept definitions</i> are now represented using OWL axioms rather than <i>relationships</i>.</p> </div>
9000000000000225001 Qualifying relationship	<p>The <i>relationship</i> is not part of the definition of the <i>concept</i> but indicates a possible qualification that may be applied to refine a postcoordinated expression that refers to the source <i>concept</i>.</p> <div data-bbox="742 1167 1423 1294" style="border: 1px solid #f0e68c; padding: 5px;"> <p> Note used since 2012 when Release Format 2 was introduced.</p> </div>
9000000000000227009 Additional relationship	<p>The <i>relationship</i> is not part of the definition of the <i>concept</i> but is used to convey some additional information about the <i>concept</i>. This additional information may only be applicable to a particular jurisdiction or use case.</p> <div data-bbox="742 1496 1423 1624" style="border: 1px solid #f0e68c; padding: 5px;"> <p> Note used since 2012 when Release Format 2 was introduced.</p> </div>

E.6 Concept Enumerations for modifierId

This [concept](#) enumeration represents a value that can be applied to the [relationship](#). [modifierId](#) field. This is used to indicate the type of [Description Logic](#) (DL) restriction (some, all, etc.) that applies to the [relationship](#).

[Table E.6-1](#) shows the current set of values for this [concept](#) enumeration.

Table E.6-1: Modifier (core metadata concept) (900000000000450001)

Concept	Comment
90000000000045100 2 Existential restriction modifier (core metadata concept)	Indicates that description logic restriction represented by this defining relationship applies to some aspect of the concept .
90000000000045200 9 Universal restriction modifier (core metadata concept)	Indicates that description logic restriction represented by this defining relationship applies to all aspects of the concept .  This value is not used for any concepts.

E.7 Concept Enumerations for Relationship typeId

This concept enumeration represents a value that can be applied to the *relationship.typeId* field. This is used to identify the [concept model attribute](#) that determines the type of relationship between two [concepts](#).

[Exhibit E.7-1](#) shows the full range of values of values that can be applied to the *relationship.typeId* field.


 The concept model attribute values that can be applied depend on the [concept model domain](#) of the concept in the *relationship.sourceId* of the defining relationship. See [4.13 Get Concept Model Rules](#) for information on terminology services used to determine the *concept model domain* and the *attributes* that can be applied to concept in a specific domain. For further details related to the concept model see the [Machine Readable Concept Model](#) specification and guide.

Exhibit E.7-1: Subtype and Concept Model Attributes

```

/* subtype relationship to a supertype concept */
116680003 |Is a|

2472316017 |Concept model attribute|
/* concept model attributes that take concepts as values */
762705008 |Concept model object attribute|
47429007 |Associated with|
42752001 |Due to|
246075003 |Causative agent|
726633004 |Temporally related to|
255234002 |After|
288556008 |Before|

```

371881003 |During|
 116676008 |Associated morphology|
 116686009 |Has specimen|
 118168003 |Specimen source morphology|
 118169006 |Specimen source topography|
 118170007 |Specimen source identity|
 118171006 |Specimen procedure|
 131195008 |Subject of information|
 246090004 |Associated finding|
 246093002 |Component|
 246112005 |Severity|
 246454002 |Occurrence|
 246456000 |Episodicity|
 246501002 |Technique|
 246513007 |Revision status|
 246514001 |Units|
 260507000 |Access|
 260686004 |Method|
 260870009 |Priority|
 263502005 |Clinical course|
 272741003 |Laterality|
 363589002 |Associated procedure|
 363698007 |Finding site|
 363701004 |Direct substance|
 363702006 |Has focus|
 363703001 |Has intent|
 363704007 |Procedure site|
 405813007 |Procedure site - Direct|
 405814001 |Procedure site - Indirect|
 363705008 |Has definitional manifestation|
 363713009 |Has interpretation|
 363714003 |Interprets|
 370129005 |Measurement method|
 370130000 |Property|
 370131001 |Recipient category|
 370132008 |Scale type|
 370133003 |Specimen substance|
 370134009 |Time aspect|
 370135005 |Pathological process|
 405815000 |Procedure device|
 363699004 |Direct device|
 363710007 |Indirect device|
 424226004 |Using device|
 425391005 |Using access device|
 405816004 |Procedure morphology|
 363700003 |Direct morphology|
 363709002 |Indirect morphology|
 408729009 |Finding context|
 408730004 |Procedure context|
 408731000 |Temporal context|
 408732007 |Subject relationship context|

410675002 |Route of administration|
411116001 |Has manufactured dose form|
418775008 |Finding method|
419066007 |Finding informer|
424244007 |Using energy|
424361007 |Using substance|
424876005 |Surgical approach|
609096000 |Role group|
704319004 |Inheres in|
704320005 |Towards|
704321009 |Characterizes|
704322002 |Process agent|
704323007 |Process duration|
704324001 |Process output|
704325000 |Relative to|
704326004 |Precondition|
704327008 |Direct site|
704346009 |Specified by|
704347000 |Observes|
704647008 |Is about|
718497002 |Inherent location|
719715003 |Relative to part of|
719722006 |Has realization|
726542003 |Has disposition|
732943007 |Has BoSS|
732944001 |Has presentation strength numerator value|
732945000 |Has presentation strength numerator unit|
732946004 |Has presentation strength denominator value|
732947008 |Has presentation strength denominator unit|
733722007 |Has concentration strength denominator unit|
733723002 |Has concentration strength denominator value|
733724008 |Has concentration strength numerator value|
733725009 |Has concentration strength numerator unit|
733928003 |All or part of|
 774081006 |Proper part of|
 733930001 |Regional part of|
 733933004 |Lateral half of|
 733931002 |Constitutional part of|
 733932009 |Systemic part of|
734136001 |Contained in|
734137005 |Tributary of|
736472000 |Has dose form administration method|
736473005 |Has dose form transformation|
736474004 |Has dose form intended site|
736475003 |Has dose form release characteristic|
736476002 |Has basic dose form|
736518005 |Has state of matter|
738774007 |Is modification of|
762951001 |Has ingredient|
 127489000 |Has active ingredient|
 762949000 |Has precise active ingredient|

```

763032000 |Has unit of presentation|
766939001 |Plays role|
766952006 |Count of base of active ingredient|
766953001 |Count of active ingredient|
766954007 |Count of base and modification pair|
774158006 |Has product name|
774159003 |Has supplier|
774160008 |Contains clinical drug|
774161007 |Has pack size|
774163005 |Has pack size unit|
784276002 |Count of clinical drug type|

```

```
/* concept model attributes that take concrete data values */
```

```
762706009 |Concept model data attribute|
```

```
/* values will be added for planned future use */
```

{expression}

E.8 Concept Enumerations for Reference Set Attribute Values

Subtypes of the 900000000001073010 |Attribute value| provide sets of values for use in specific attributes of specific types of [reference sets](#). [Exhibit E.8-1](#) shows some of the values in this part of the metadata hierarchy. Additionally branches of the hierarchy can be added to support new requirements for specific reference set types.

Exhibit E.8-1: Reference Set Attribute Values


```

900000000001073010 |Attribute value|
  450995009 |ICPC-2 map category value|
    450996005 |Map source concept is outside of the scope of ICPC-2|
    450997001 |Map source concept is properly classified in ICPC-2|
    450998006 |Map source concept cannot be classified in ICPC-2 with available data|
    450999003 |Map of source concept to ICPC-2 is context dependent|
    451000004 |Source SNOMED CT concept is ambiguous in the context of mapping to ICPC-2|
    451001000 |Source SNOMED CT concept is incompletely modeled in the context of mapping to ICPC-2|
  |
    451002007 |ICPC-2 code is ambiguous|
    451003002 |Source SNOMED CT concept is retired from ICPC-2 map scope|
  900000000000226000 |Refinability value|
    90000000000007000 |Not refinable|
    900000000000216007 |Optional refinability|
    900000000000218008 |Mandatory refinability|
  900000000000481005 |Concept inactivation value|
    723277005 |Nonconformance to editorial policy component|
    900000000000482003 |Duplicate|
    900000000000483008 |Outdated|
    900000000000484002 |Ambiguous|

```

900000000000485001 |Erroneous|
900000000000486000 |Limited|
900000000000487009 |Moved elsewhere|
900000000000492006 |Pending move|
900000000000493001 |Description inactivation value|
723277005 |Nonconformance to editorial policy component|
723278000 |Not semantically equivalent component|
900000000000482003 |Duplicate|
900000000000483008 |Outdated|
900000000000485001 |Erroneous|
900000000000486000 |Limited|
900000000000487009 |Moved elsewhere|
900000000000492006 |Pending move|
900000000000494007 |Inappropriate|
900000000000495008 |Concept non-current|
900000000000545005 |Active value|
900000000000492006 |Pending move|
900000000000495008 |Concept non-current|
900000000000546006 |Inactive value|
723277005 |Nonconformance to editorial policy component|
723278000 |Not semantically equivalent component|
900000000000482003 |Duplicate|
900000000000483008 |Outdated|
900000000000484002 |Ambiguous|
900000000000485001 |Erroneous|
900000000000486000 |Limited|
900000000000487009 |Moved elsewhere|
900000000000494007 |Inappropriate|

Previous Versions

 This page provides access to downloadable PDF copies of the current and previous versions of this document.

The most recent version should also be available via a link on the front page of the document.

Recent Updates

The most recently updated pages in this document are listed below

- [☰ 5.2.3.8 Simple map with correlation from SNOMED CT to SNOMED CT type reference set](#)
2022-Jan-30 • created by Linda Bird
- [☰ 5.2.3.6 Simple map with correlation from SNOMED CT type reference set](#)
2022-Jan-28 • created by Linda Bird
- [☰ 5.2.3.7 Simple map with correlation to SNOMED CT type reference set](#)
2022-Jan-28 • created by Linda Bird
- [☰ 5.2.3.3 Complex and Extended Map from SNOMED CT Reference Sets](#)
2022-Jan-28 • updated by Linda Bird • view change
- [☰ 5.2.3.5 Code to Expression Reference Set](#)
2022-Jan-28 • updated by Linda Bird • view change
- [☰ 5.2.3.4 Map to SNOMED CT with Correlation and Origin Reference Set](#)
2022-Jan-28 • updated by Linda Bird • view change
- [☰ 5.2.3.2 Simple Map to SNOMED CT Reference Set](#)
2022-Jan-28 • created by Linda Bird
- [☰ 5.2.3.1 Simple Map from SNOMED CT Reference Set](#)
2022-Jan-28 • created by Linda Bird
- [☰ 4.2.6 Concrete Value File Specification](#)
2022-Jan-26 • updated by Peter G. Williams • view change
- [☰ 5.2.3 Map Reference Sets](#)
2022-Jan-26 • created by Peter G. Williams
- [☰ 5.2.3.5 Code to Expression Reference Set](#)
2022-Jan-25 • updated by Peter G. Williams • view change
- [☰ Identifier file](#)
2022-Jan-24 • updated by Peter G. Williams • view change
- [☰ mapTarget \(field\)](#)
2022-Jan-24 • updated by Peter G. Williams • view change
- [☰ 3.3.2 Release File Naming Convention](#)
2022-Jan-24 • updated by Peter G. Williams • view change
- [☰ identifierSchemeld \(field\)](#)
2022-Jan-24 • updated by Peter G. Williams • view change
- [☰ 5.2.4.7 MRCM Module Scope Reference Set](#)
2022-Jan-06 • updated by Peter G. Williams • view change
- [☰ 5.2.4.6 MRCM Attribute Range Reference Set](#)
2022-Jan-06 • updated by Peter G. Williams • view change
- [☰ 5.2.4.5 MRCM Attribute Domain Reference Set](#)
2022-Jan-06 • updated by Peter G. Williams • view change
- [☰ 5.2.4.4 MRCM Domain Reference Set](#)
2022-Jan-06 • updated by Peter G. Williams • view change
- [☰ 5.2.1.11 Classifiable Form Expression Reference Set](#)
2022-Jan-06 • created by Peter G. Williams